

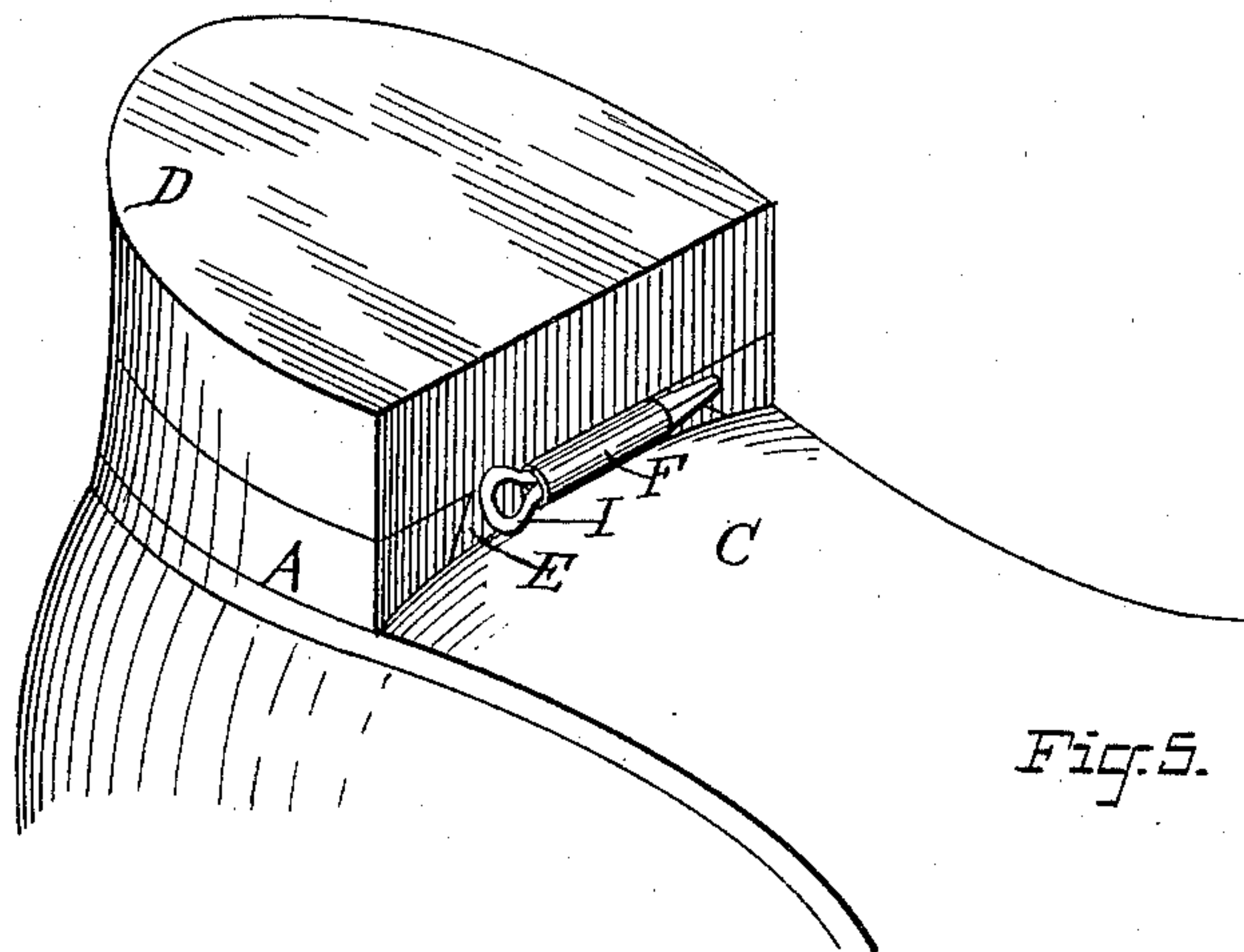
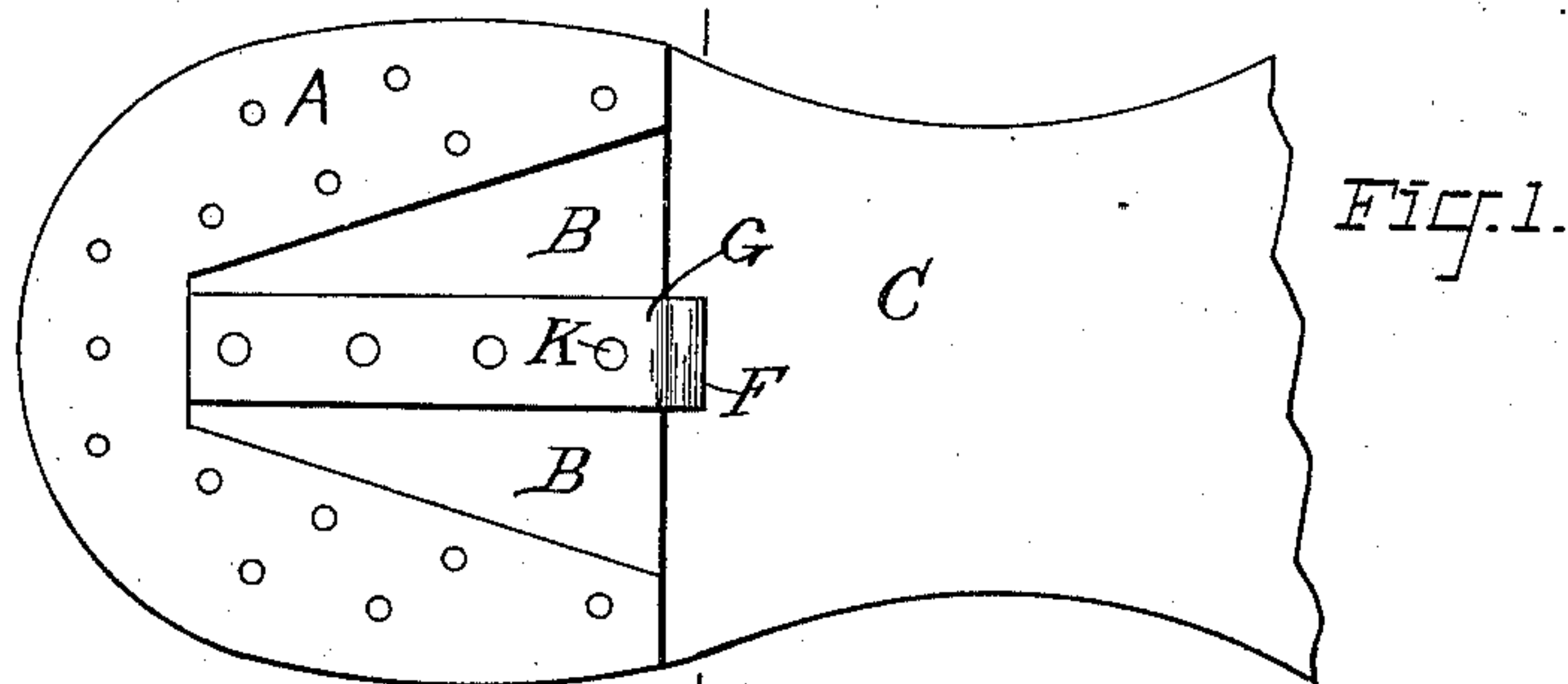
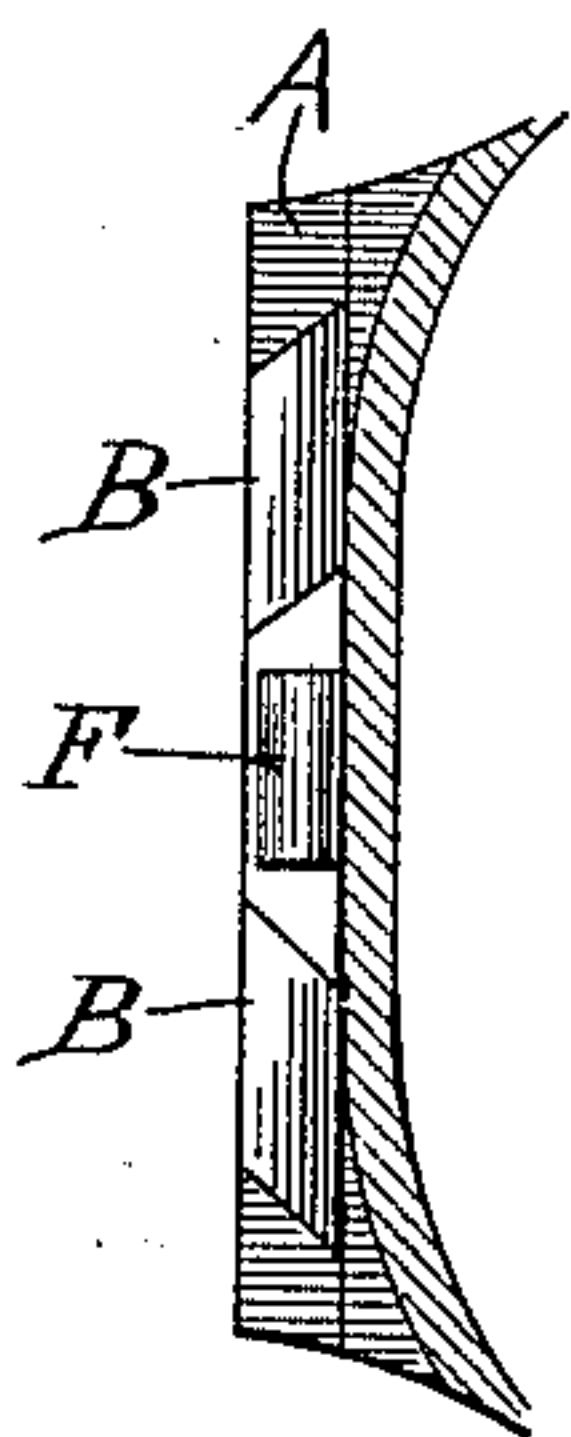
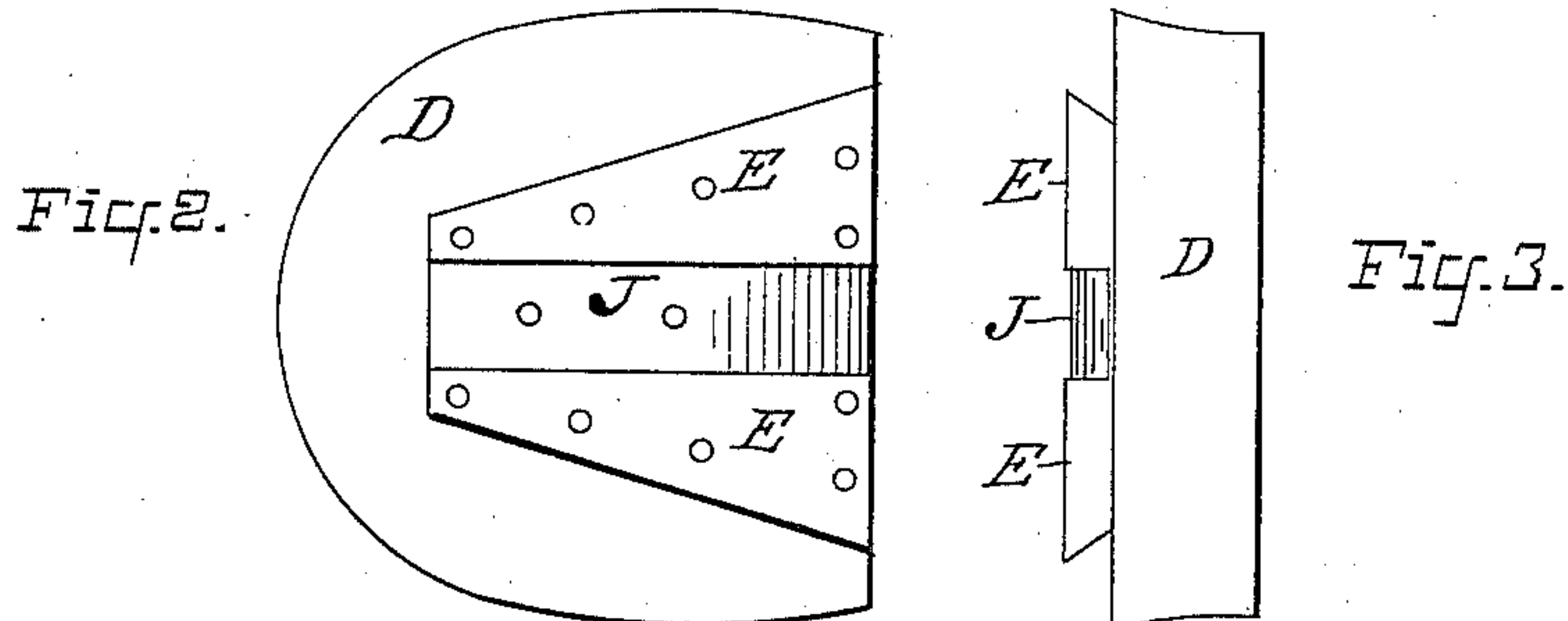
(No Model.)

A. A. MARQUETTE.

BOOT OR SHOE HEEL.

No. 368,676.

Patented Aug. 23, 1887.



ATTEST:

J. A. Hurdle

Edward P. Thompson

INVENTOR:

Olanon A. Marquette

By

W. J. Johnston

Attorney

UNITED STATES PATENT OFFICE.

ALANSON A. MARQUETTE, OF OWEGO, NEW YORK.

BOOT OR SHOE HEEL.

SPECIFICATION forming part of Letters Patent No. 368,676, dated August 23, 1887.

Application filed September 21, 1886. Serial No. 214,110. (No model.)

To all whom it may concern:

Be it known that I, ALANSON A. MARQUETTE, a citizen of the United States, and a resident of Owego, in the county of Tioga and State of New York, have invented certain new and useful Improvements in Boot or Shoe Heels, of which the following is a complete, clear, and exact description, setting forth in general and in detail my invention.

The invention relates to ordinary shoes, boots, slippers, or similar articles, and particularly to simple and efficient means for providing detachable heels, which may be changed from one shoe to another in cases where the shoe on one foot wears faster or more irregularly than that on the other; which may be exchanged for other heels, either higher or lower, in cases where the wearer—such as a lady—desires low-heeled shoes in the house and high heels in the street, and which may be exchanged for heels of different materials in cases where the wear and tear are to be considered.

In order to illustrate the practical manner of carrying out the invention, and to enable others skilled in the art to which the invention appertains to make and use the same, drawings are hereunto annexed and described, in which similar letters represent corresponding elements, and in which each part referred to is designated by a single character.

Figure 1 is a front view of the instep and stub-heel. Fig. 2 shows a similar view of the detachable heel and the projection thereon. Fig. 3 is an end view of Fig. 2. Fig. 4 is an end view of Fig. 1, and Fig. 5 is a general view of a portion of a shoe or boot provided with my invention.

The device consists of the combination of a sole having stub-heel A at one end, a dovetail groove, B, therein extending from the instep C backward or into the body of the said stub-heel, a detachable heel, D, having a dovetail projection, E, which fits snugly into said groove, a cylindrical ring, F, at the edge of said stub-heel and at the edge of the instep,

and having an elastic connection through the plate G, which is screwed or similarly fastened to the said stub-heel, and a fastening-pin, I, passing through said ring, the said detachable heel having a groove, J, in the projection, so that the ring may have a passage clear of obstruction during the operation of the device.

The piece G is so fastened in the groove that it projects sufficiently from the last-screw or rivet-head K to make the ring have an elastic support.

By removing the pin I the heel proper may be pulled out of the groove and replaced by another new heel of like construction.

It is evident that the heel removed may be replaced by other heels not necessarily of the same size nor of the same material. If made of metal, the heel need be but a small fraction of an inch in thickness.

Having now stated the title, object, and nature of the invention, and having stated the manner in which the same operates to accomplish the same object, what is claimed as patentable and useful is as follows:

1. The combination, with a stub-heel having a groove, of a detachable heel having a projection to engage said groove, a plate secured in said groove, said plate projecting beyond the groove and formed with an eye, and a pin to engage said eye, substantially as set forth.

2. The combination, with a stub-heel having a dovetail groove and a spring-plate secured in said groove, the plate projecting beyond the latter and formed with an eye, a detachable heel formed with a dovetail projection having a groove to receive the spring-plate, and a locking-pin to engage the eye, substantially as set forth.

In witness whereof I have hereunto affixed my seal and signed my name in the presence of two subscribing witnesses.

ALANSON A. MARQUETTE. [L. s.]

Witnesses:

J. B. WINTERS,
PERRY HYDE.