

(No Model.)

A. D. CROCKER.

CHAIR.

No. 367,702.

Patented Aug. 2, 1887.

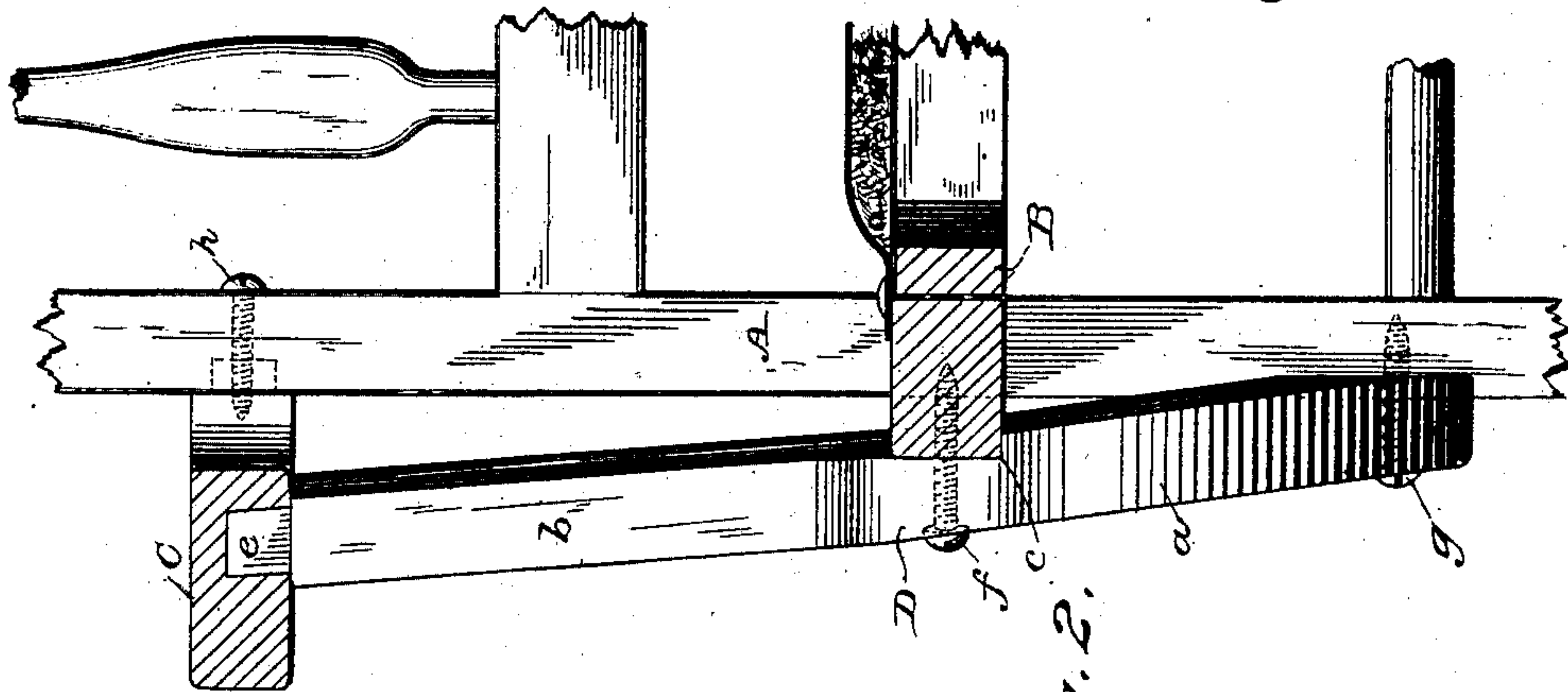


Fig. 2.

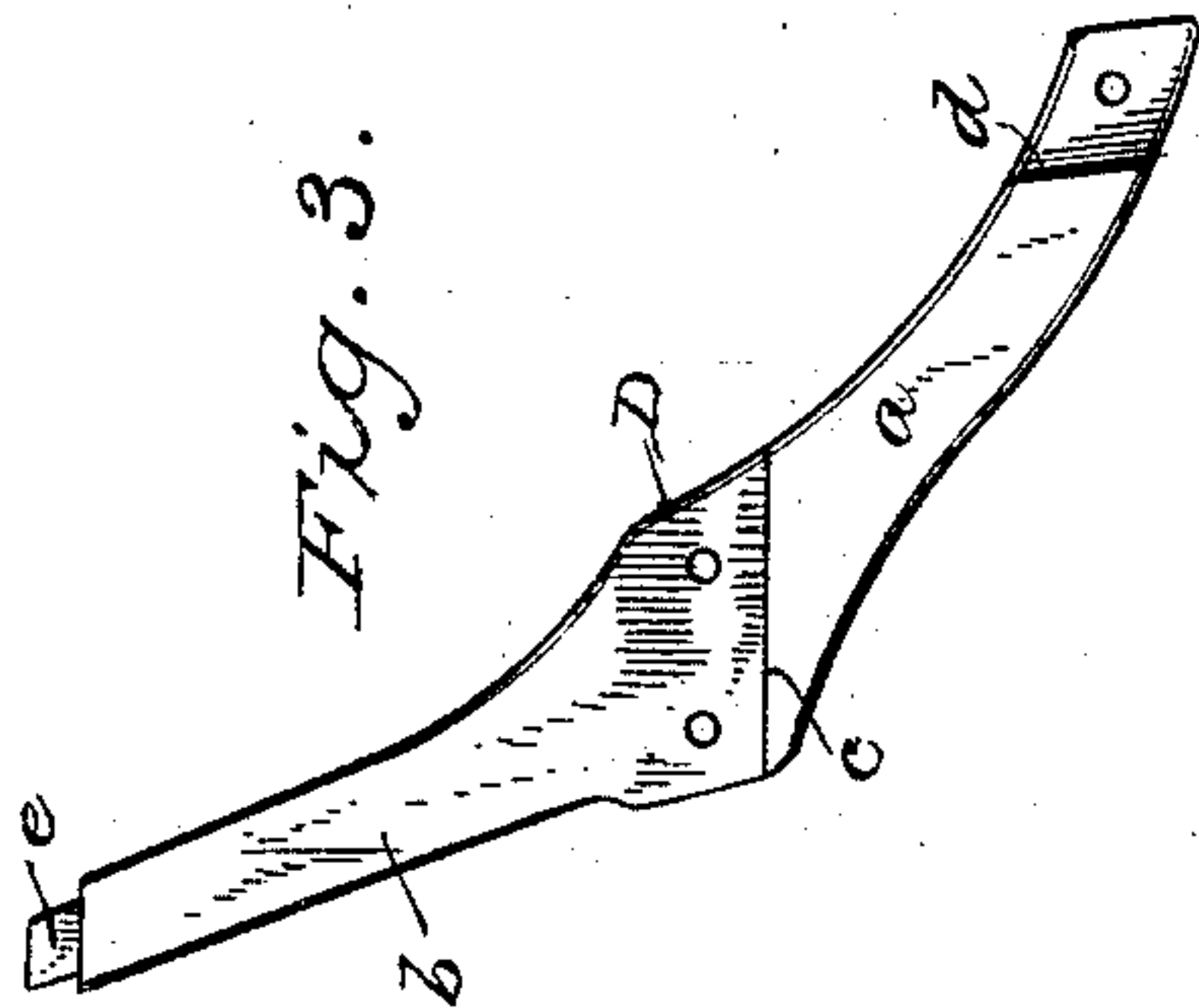


Fig. 3.

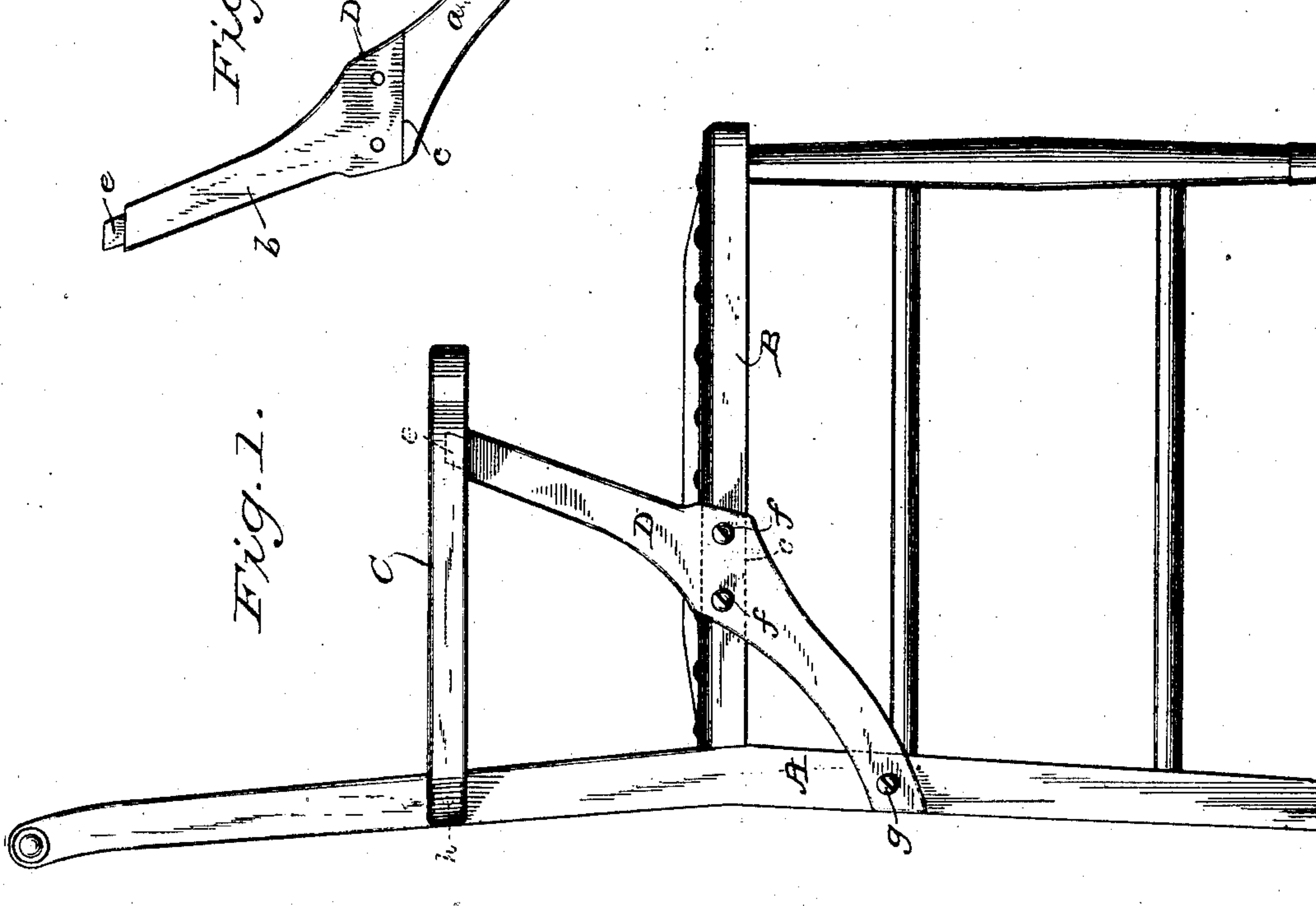


Fig. 1.

Witnesses:

Geo. W. Young
Maurice H. Frear

Inventor

Ara D. Crocker

By J. H. Underwood
Attorneys

UNITED STATES PATENT OFFICE.

ARA D. CROCKER, OF SHEBOYGAN, WISCONSIN.

CHAIR.

SPECIFICATION forming part of Letters Patent No. 367,702, dated August 2, 1887.

Application filed June 10, 1887. Serial No. 240,869. (No model.)

To all whom it may concern:

Be it known that I, ARA D. CROCKER, of Sheboygan, in the county of Sheboygan, and in the State of Wisconsin, have invented certain new and useful Improvements in Chairs; and I do hereby declare that the following is a full, clear, and exact description thereof.

My invention relates to the construction of chairs, and will be fully described hereinafter, and pointed out in the claims.

In the drawings, Figure 1 is a side elevation of a chair constructed according to my invention. Fig. 2 is a detail of the same in front elevation, partly in section, and Fig. 3 is a view of the improved part detached.

A represents one of the rear uprights of the chair-frame, which constitute the rear legs and part of the back.

B represents one of the side pieces of the seat-frame, and C one of the arms.

D is a combined arm-support and seat and leg brace, and is the chief feature of my present invention.

In Fig. 2 I show portions of the back, seat, and horizontal braces of my chair, which do not call for any especial description, as the same may be varied indefinitely.

The part D may be sawed or bent into shape or formed of curved timber, as found most desirable in any particular case. The lower part, *a*, is preferably somewhat thicker than the upper part, *b*, in order to form two shoulders or offsets, *c* and *d*, and there is preferably a tenon, *e*, formed on top of the upper part, *b*, as shown, to enter a corresponding mortise in the arm C. The side, B, of the seat-frame rests snugly against and upon the shoulder *c* of the part D, and the adjoining parts are united, as by screws *f*, while the other (and vertical) shoulder, *d*, fits against the rear up-

right or leg, A, and the parts are similarly united, as by screw *g*, and the rear end of the arm C is secured, as by screw *h*, to the upper part of the rear upright, A, above the seat. There are, of course, two of these parts D, one for each arm, and counterparts for each other.

Heretofore braces for the legs and seat and supports for the arms of chairs have been made, but they are usually separate, and in my present device the greater pressure put upon the arms of the chair the firmer will all the parts be held and braced together, besides which my device is simple and inexpensive in construction and neat and attractive in appearance.

Having thus fully described my invention, what I claim as new, and desire to secure by Letters Patent, is—

1. In a chair, the combination, with the rear uprights, seat, frame, and arms, of a combined support and brace in one piece, uniting the said parts on each side of the chair, substantially as set forth.

2. In a chair, the combination, with the rear uprights, seat, frame, and arms, of supporting and bracing pieces provided with offsets or shoulders bearing against the rear uprights and side pieces of the seat-frame, and extending each in one piece above the latter and united to the forward portions of the arms, substantially as set forth.

In testimony that I claim the foregoing I have hereunto set my hand, at Sheboygan, in the county of Sheboygan and State of Wisconsin, in the presence of two witnesses.

ARA D. CROCKER.

Witnesses:

HENRY A. TELGENER,
ROBERT E. LONG.