

(No Model.)

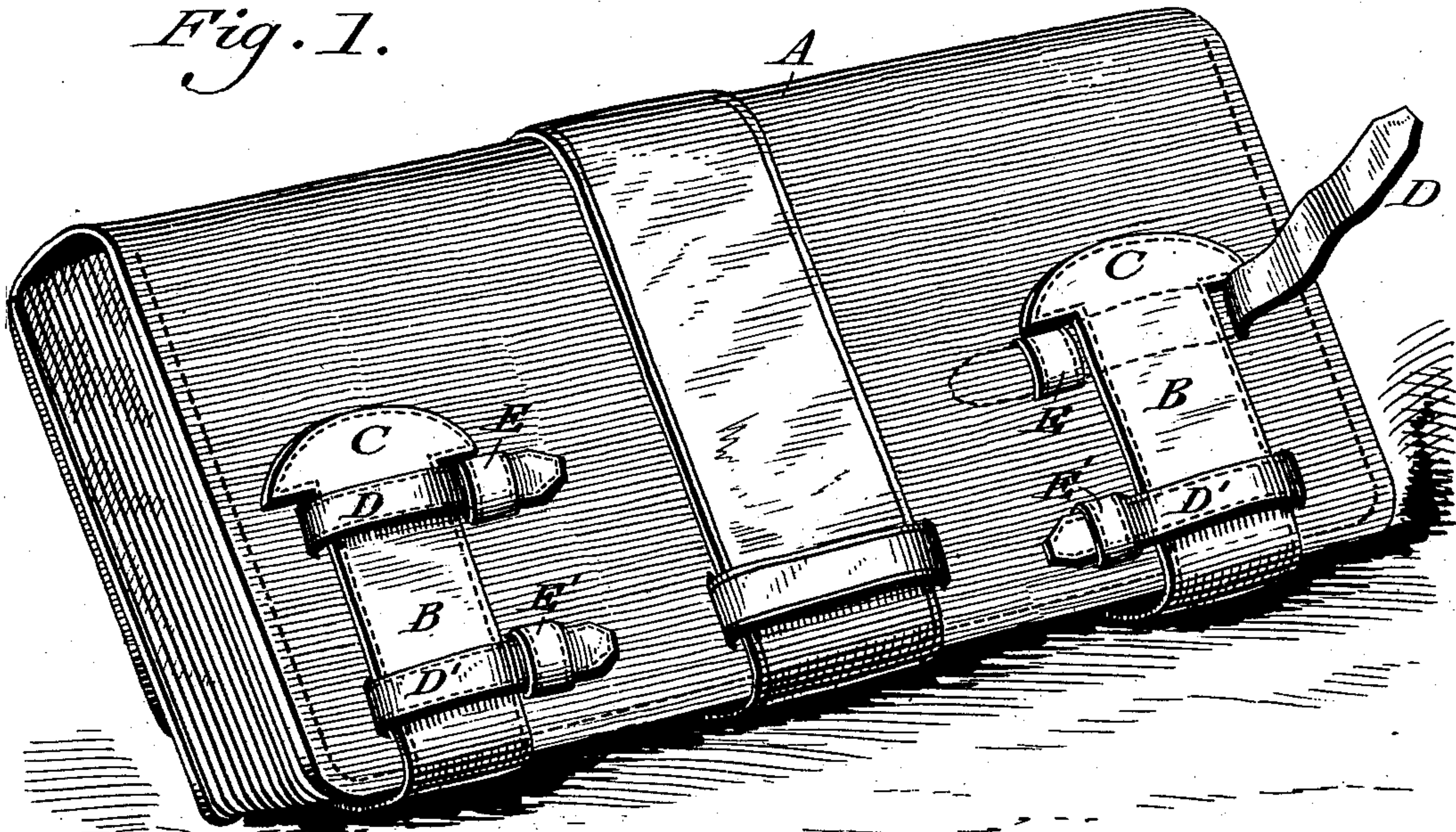
C. W. JENKS.

BANKER'S CASE.

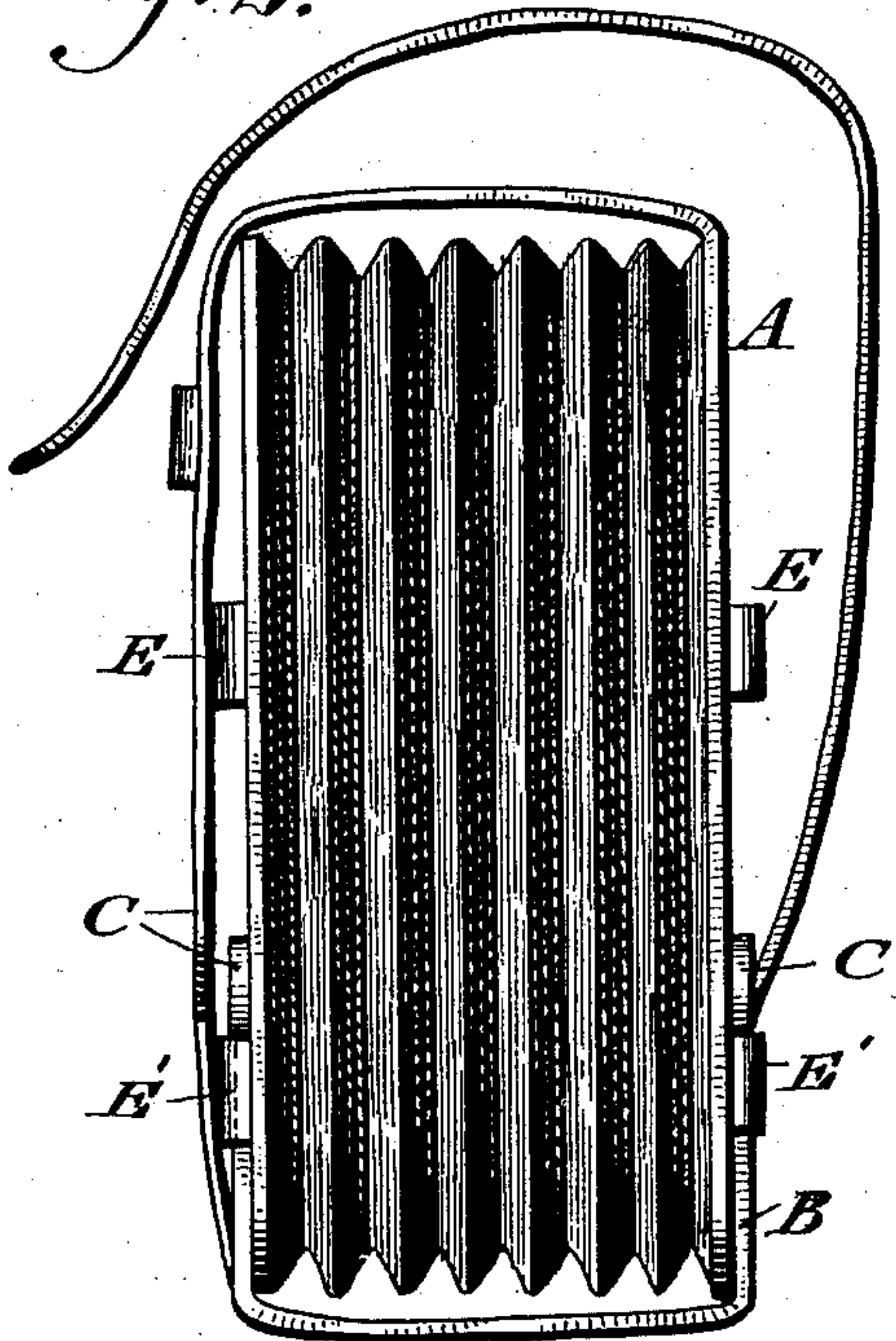
No. 367,403.

Patented Aug. 2, 1887.

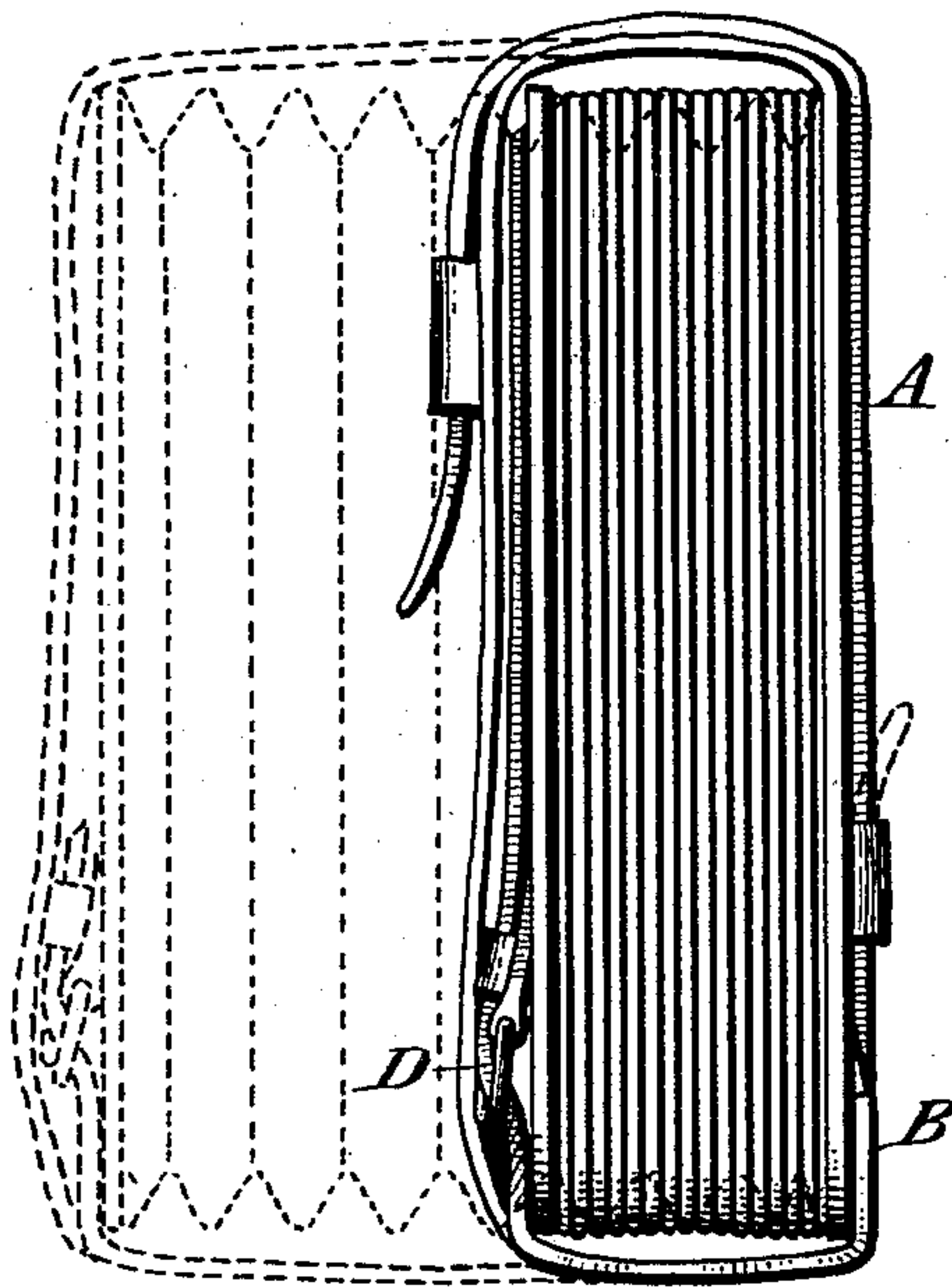
*Fig. 1.*



*Fig. 2.*



*Fig. 3.*



WITNESSES:

*P. F. Nagle.*  
*Geo. F. Kelly.*

INVENTOR:

*Charles W. Jenks.*  
BY *John A. Diederichsen*  
ATTORNEY.



# UNITED STATES PATENT OFFICE.

CHARLES W. JENKS, OF PHILADELPHIA, PENNSYLVANIA.

## BANKER'S CASE.

SPECIFICATION forming part of Letters Patent No. 367,403, dated August 2, 1887.

Application filed May 16, 1887. Serial No. 238,361. (No model.)

*To all whom it may concern:*

Be it known that I, CHARLES W. JENKS, a citizen of the United States, residing in the city and county of Philadelphia, State of Pennsylvania, have invented a new and useful Improvement in Bankers' Cases, which Improvement is fully set forth in the following specification and accompanying drawings.

My invention consists of a banker's case having supporting straps for the folds thereof, made adjustable relative to the expanded or contracted condition of the case.

Figure 1 represents a perspective view of a banker's case embodying my invention. Fig. 2 represents an end view thereof. Fig. 3 represents an end view of a modification.

Similar letters of reference indicate corresponding parts in the several figures.

Referring to the drawings, A represents a banker's case, which, excepting the features of my invention applied thereto, is of usual construction.

B represents straps, which are connected with the outer sides of the case and passed under the folds thereof.

In Figs. 1 and 2 the ends of the straps are enlarged or formed with heads C, and the outer sides of the case, at the ends thereof, have secured to them straps D D', one of which is located near the center of the case and the other at what may be termed the "bottom" of said case, said straps being passed over the straps B and fitted in keepers or loops E E', connected with the case, thus holding said straps D D' in locking position.

It will be seen that when the case is but slightly filled or comparatively empty the heads C of the straps B are in contact with the upper straps, D D', as in Fig. 1, said straps supporting the folds of the case. As the case

is filled it is distended or expanded. The straps D D' are then opened or released, and the straps B may be played out, as it were, the heads C then coming in contact with the lower straps, D', (see Fig. 2,) thus holding said straps B in position around the fold of the case, and thereby sustaining the folds of the case during the pressure exerted therein by the increased extent and weight of the contents of the case. When the case is relieved of its contents, the parts may be restored to their normal position, as in Fig. 1.

In Fig. 3 the straps B are connected with the case by means of buckles, and thereby made adjustable relative to the expanded or contracted condition of the case.

Having thus described my invention, what I claim as new, and desire to secure by Letters Patent, is—

1. A banker's case having a sustaining-strap loosely passing under the folds of the case and having its ends adjustably secured to the sides thereof, substantially as described.

2. A banker's case having a sustaining-strap passing under the folds of the case, with its ends adjustably secured to the sides thereof, and holding-straps secured to the sides of said case for securing the ends of said sustaining-strap in position, substantially as described.

3. A banker's case having a sustaining-strap with heads at the ends thereof, and a series of detachable holding-straps secured to the sides of the case for adjustably securing said sustaining-strap in position, the said sustaining-strap being passed under the folds of said case, substantially as described.

CHARLES W. JENKS.

Witnesses:

JOHN H. WHIPPLE,  
J. W. MERRIAM.