

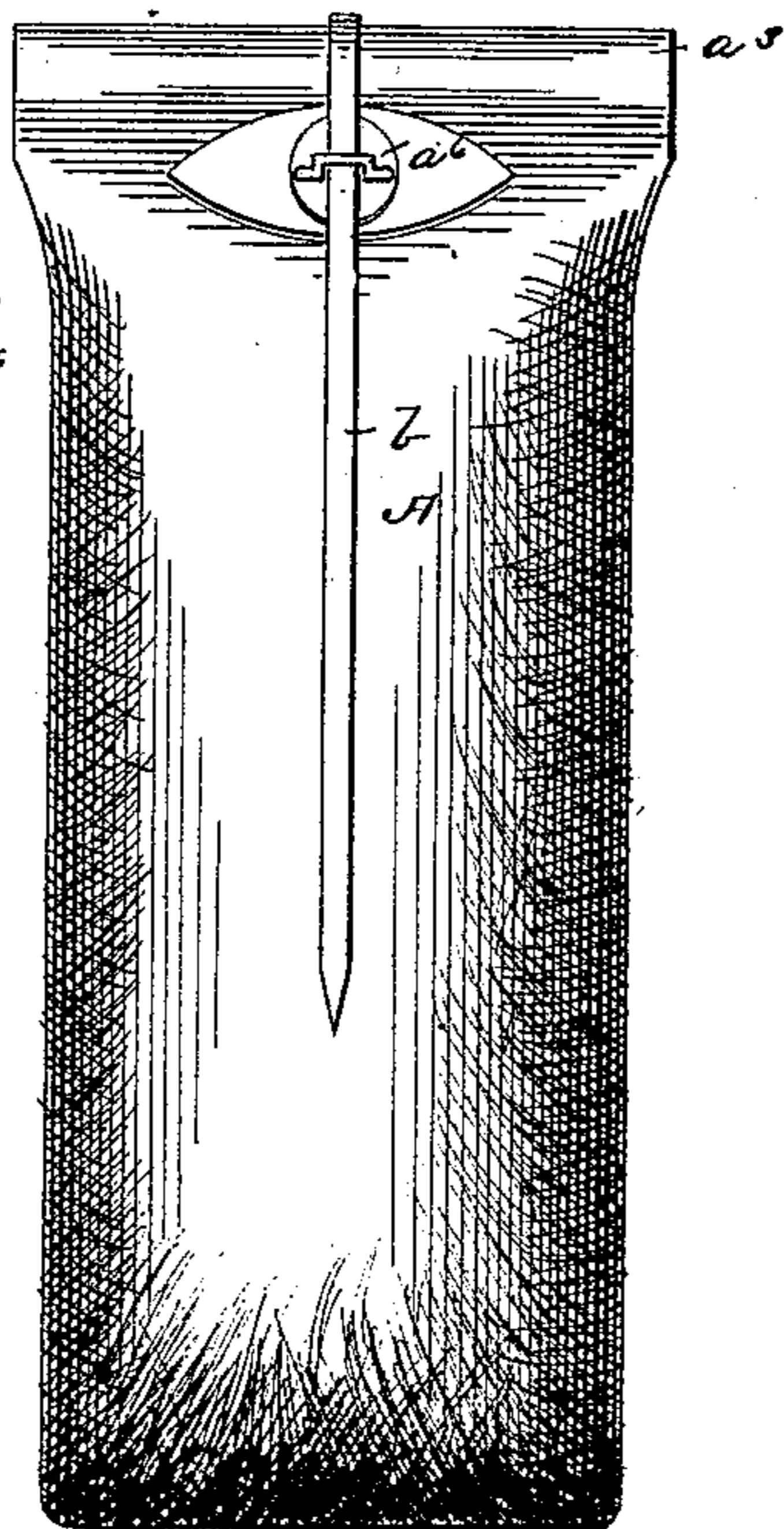
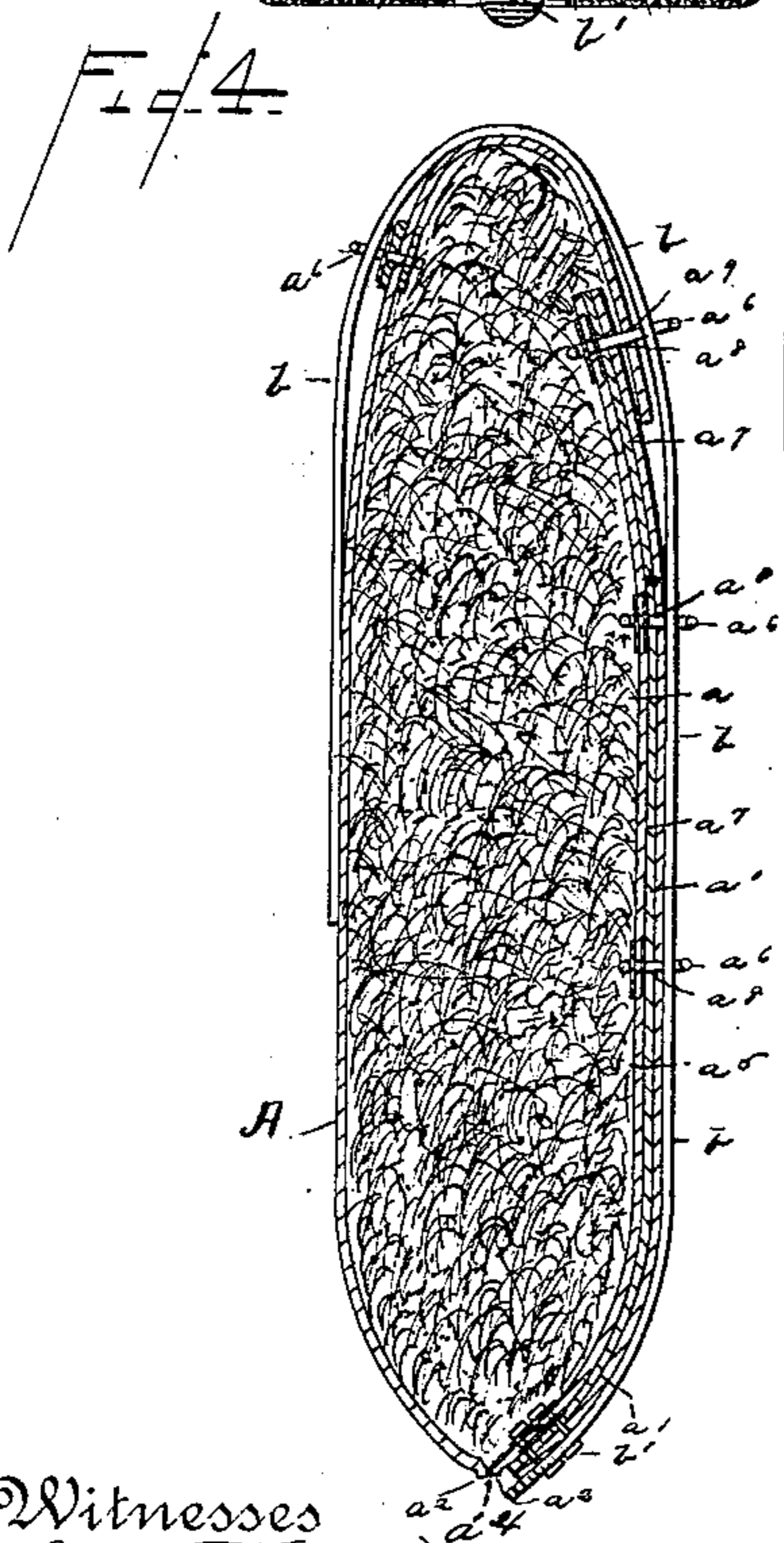
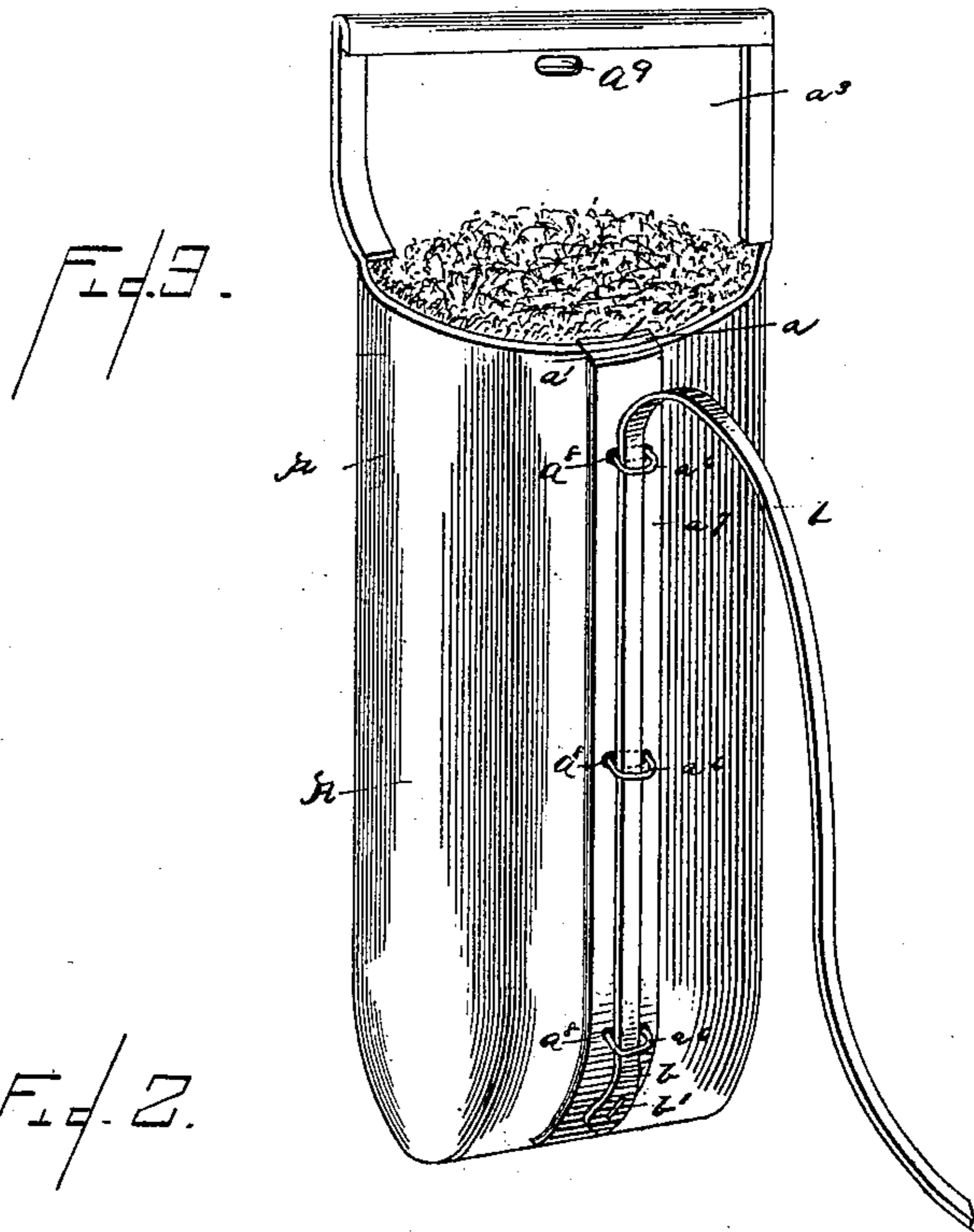
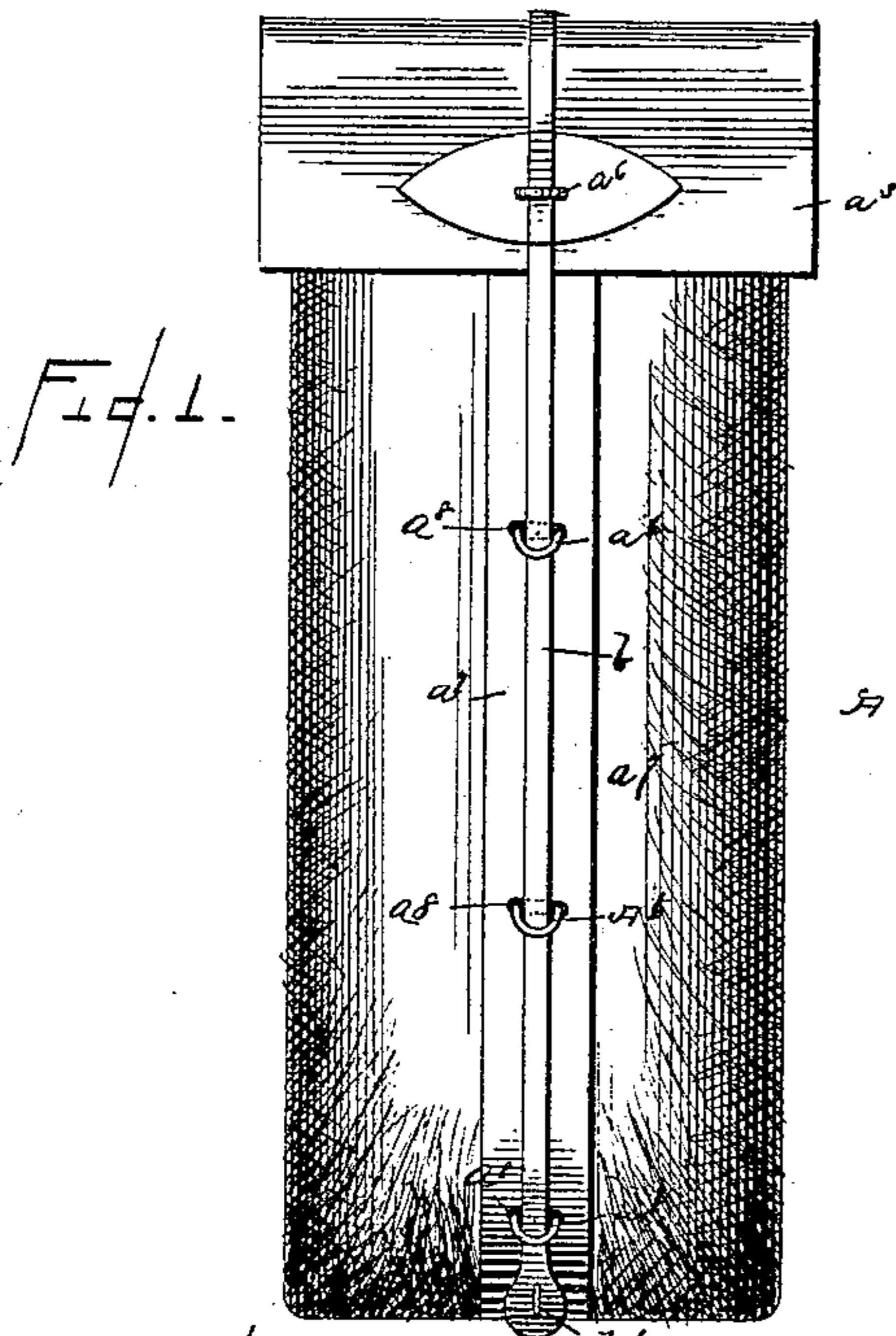
(No Model.)

L. W. FRANKS.

BAG.

No. 366,659.

Patented July 19, 1887.



Witnesses
Geo. Thorpe
John H. Diggers

Inventor
L. W. Franks

By his Attorneys

C. A. Hawley

UNITED STATES PATENT OFFICE.

LEWIS WIGFALL FRANKS, OF KYLE, TEXAS.

BAG.

SPECIFICATION forming part of Letters Patent No. 366,659, dated July 19, 1887.

Application filed July 31, 1886. Serial No. 209,679. (No model.)

To all whom it may concern:

Be it known that I, LEWIS WIGFALL FRANKS, a citizen of the United States, residing at Kyle, in the county of Hays and State of Texas, have
5 invented a new and useful Improvement in Bags, of which the following is a specification.

My invention relates to bags for holding various commodities, and more particularly cotton, wool, and such other substances which
10 are so firmly packed into the bags that they cannot be poured out of the mouths of the same; and my invention consists in a bag comprising certain peculiar and novel features of construction, as hereinafter described, and
15 claimed.

In order that my invention may be fully understood, I will proceed to describe it with reference to the accompanying drawings, in which—

20 Figure 1 is a front elevation of my improved bag in a closed condition. Fig. 2 is a rear view of the same. Fig. 3 is a perspective view of the bag with the flap open. Fig. 4 is a longitudinal vertical section of Fig. 1.

25 In the said drawings, A designates the body of the bag, which is split open from top to bottom down the front, so as to form the separate longitudinal edges a a' , and at its top it has a flap, a^3 . The lower edges, a^2 , of the front and back of the
30 bag are firmly sewed or otherwise joined together to form the bottom seam, a^4 , closing the bottom of the bag. Upon the edge a is secured a double re-enforce strip, a^5 , which carries the staples a^6 , while the edge a' has a similar double re-enforce, a^7 , having openings a^8 ,
35 to receive the staples a^6 . The upper staple, a^6 , after having been passed through the upper opening, a^8 , is also passed through a similar opening, a^9 , in the flap a^3 .

40 b designates a cord or strap, which is secured, as at b' , to the lower corner of edges a' a^2 , and which when the bag is closed is carried upward beneath the staples a^6 , so as to secure the edges a a' together and the flap a^3
45 in closed condition.

In order to open the bag when it contains a commodity which cannot be poured out of the mouth thereof, it is only necessary to pull the strap or cord b out from beneath the staples a^6 , so that both the top and sides of the
50 bag may be laid open. Thus cotton, wool, or other tightly-packed substances may be removed in bulk from the bag.

I do not confine myself exclusively to the precise details of construction above described,
55 because various modifications may be made in such details without departing from the spirit of my invention.

Having thus described my invention, what I claim as new, and desire to secure by Letters
60 Patent, is—

1. The herein-described bag comprising the body A, divided down its front, one edge, a , having staples a^6 , and the other edge, a' , having openings a^8 , adapted to engage said staples, a covering-flap, a^3 , provided with an opening, a^9 , adapted to engage one of said staples, and a flexible fastening device secured to said bag and adapted to be passed through
70 said staples for securing the edges and covering flap, substantially as described.

2. The herein-described bag comprising the body A, having the edges a a' , extending from its top to its bottom, the seam a^4 , extending across its bottom, and a closing-flap, a^3 , said
75 edge a' having openings a^8 , and said edge a being provided with staples a^6 , adapted to pass through the openings a^8 , and a strap, b , adapted to pass through the staples, substantially as described.
80

In testimony that I claim the foregoing as my own I have hereto affixed my signature in presence of two witnesses.

LEWIS WIGFALL FRANKS.

Witnesses:

C. L. SLEDGE,
H. HILLMAN.