

(No Model.)

E. C. RICHARDS.

CROWN PIECE LOOP AND CLASP FOR BRIDLES.

No. 366,610.

Patented July 12, 1887.

Fig. 1.

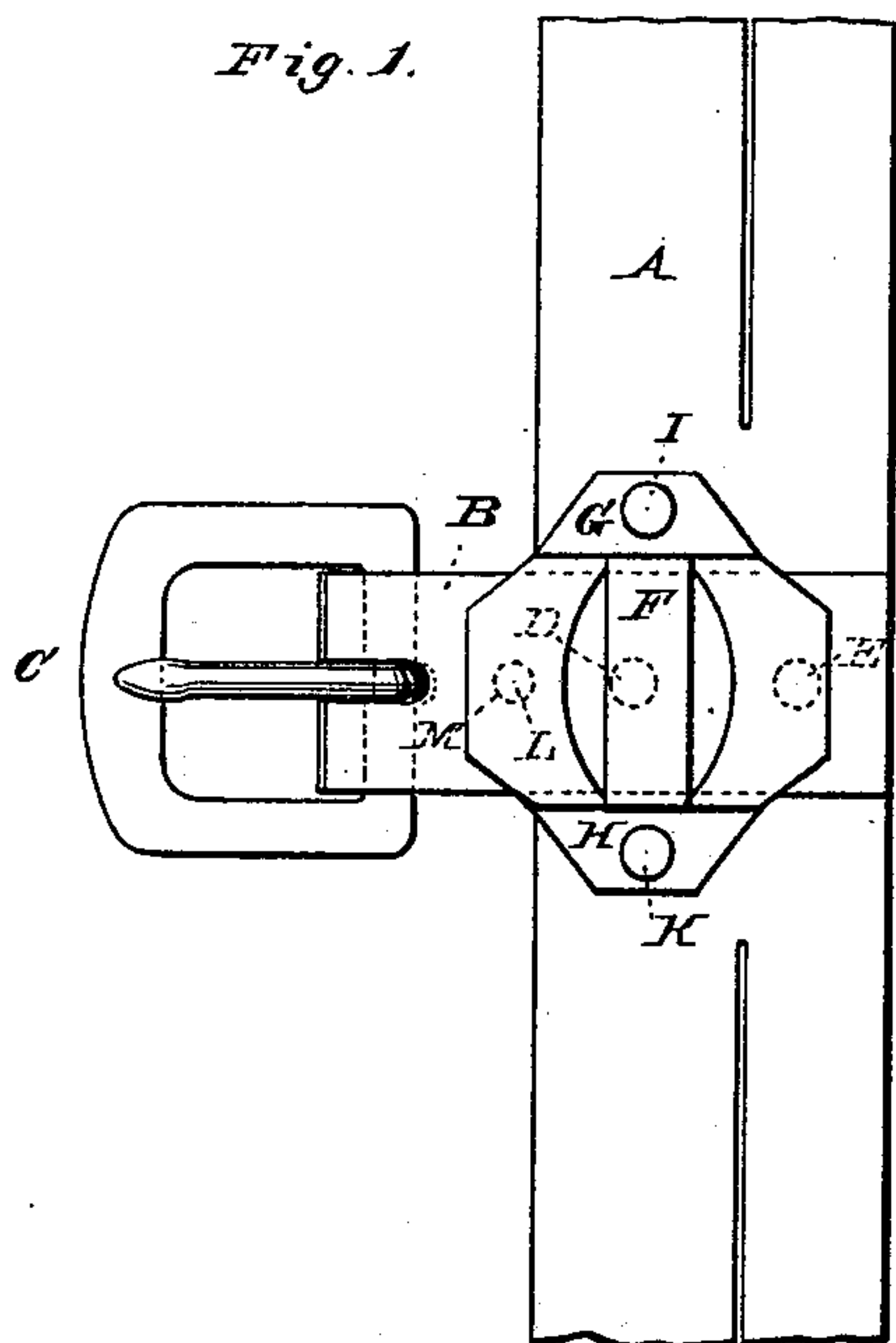


Fig. 2.

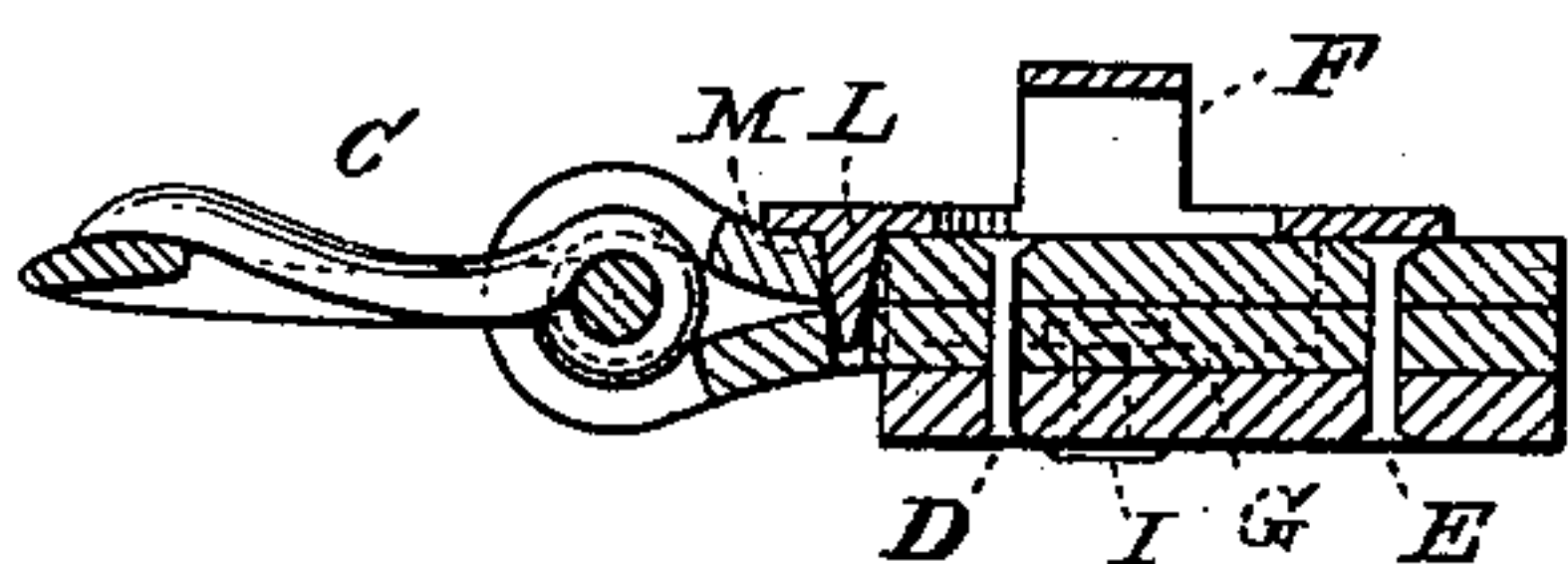
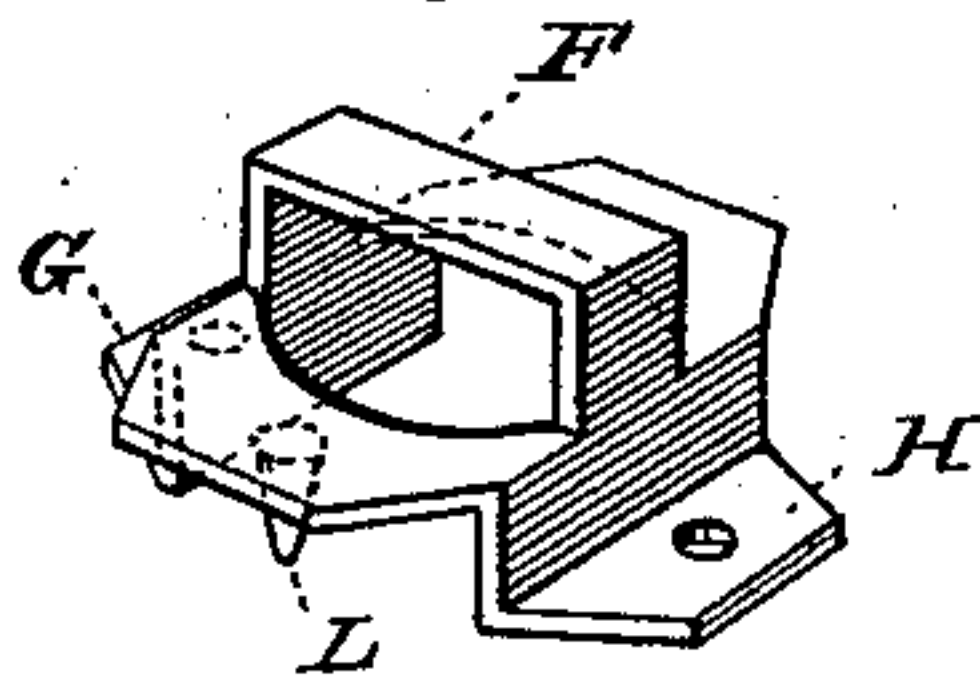


Fig. 3.



WITNESSES

B. Fugitt  
Phillips

INVENTOR

E. C. Richards,  
by Anderson & Smith  
his Attorneys

# UNITED STATES PATENT OFFICE.

EMERY C. RICHARDS, OF UNION CITY, PENNSYLVANIA.

## CROWN-PIECE LOOP AND CLASP FOR BRIDLES.

SPECIFICATION forming part of Letters Patent No. 366,610, dated July 12, 1887.

Application filed February 12, 1887. Serial No. 227,423. (No model.)

*To all whom it may concern:*

Be it known that I, EMERY C. RICHARDS, a citizen of the United States, and a resident of Union City, in the county of Erie and State of Pennsylvania, have invented certain new and useful Improvements in Crown-Piece Loops and Clasps; and I do declare the following to be a full, clear, and exact description of the invention, such as will enable others skilled in the art to which it appertains to make and use the same, reference being had to the accompanying drawings, and to letters or figures of reference marked thereon, which form a part of this specification.

Figure 1 of the drawings is a representation of this invention and is a top view. Fig. 2 is a vertical section. Fig. 3 is a perspective view of the crown-piece loop and clasp.

My invention relates to crown-piece loops and clasps for bridle crowns; and it consists in the construction and novel combination of parts, as hereinafter described and claimed.

Referring by letter to the accompanying drawings, A designates a bridle-crown, and B designates a crown-piece strap, which is provided with a buckle, C, and is secured to the bridle-crown A by rivets D E.

F is the crown-piece loop and clasp, which

is provided with flanges G H, through which the securing rivets I K are passed. These rivets also pass through rivet-holes punched in the crown-piece and are upset on their lower ends. The crown-piece loop and clasp is provided with a spur, L, on the under face of its body portion, which spur enters a seat or hole, M, in the crown-piece strap B, and assists in holding the buckle-piece in place, thereby permitting a leather buckle-piece to be used on bridle-crowns.

Having described this invention, what I claim, and desire to secure by Letters Patent, is—

The combination, with a bridle-crown and the leather buckle-piece provided with a buckle and a spur-seat and riveted to the bridle-crown, of the crown-piece loop and clasp provided with the downwardly-projecting spur and securing-flanges and the rivets passed through these securing-flanges and bridle-crown, substantially as specified.

In testimony whereof I affix my signature in presence of two witnesses.

EMERY C. RICHARDS.

Witnesses:

G. GARY SMITH,  
JOHN SKIVINGTON.