

(No Model.)

J. C. DAGGETT.

AUTOMATIC LAMP EXTINGUISHER.

No. 365,734.

Patented June 28, 1887.

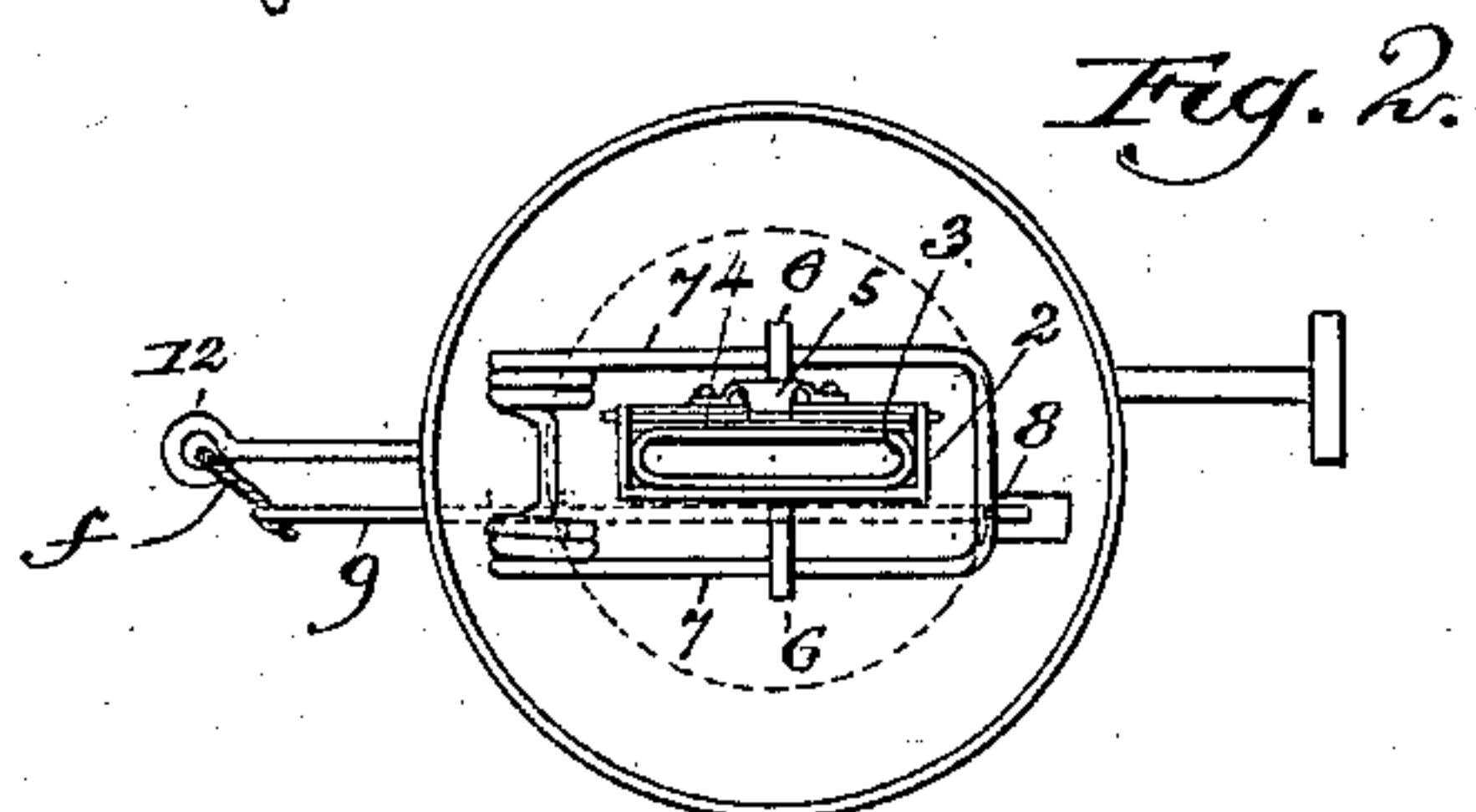
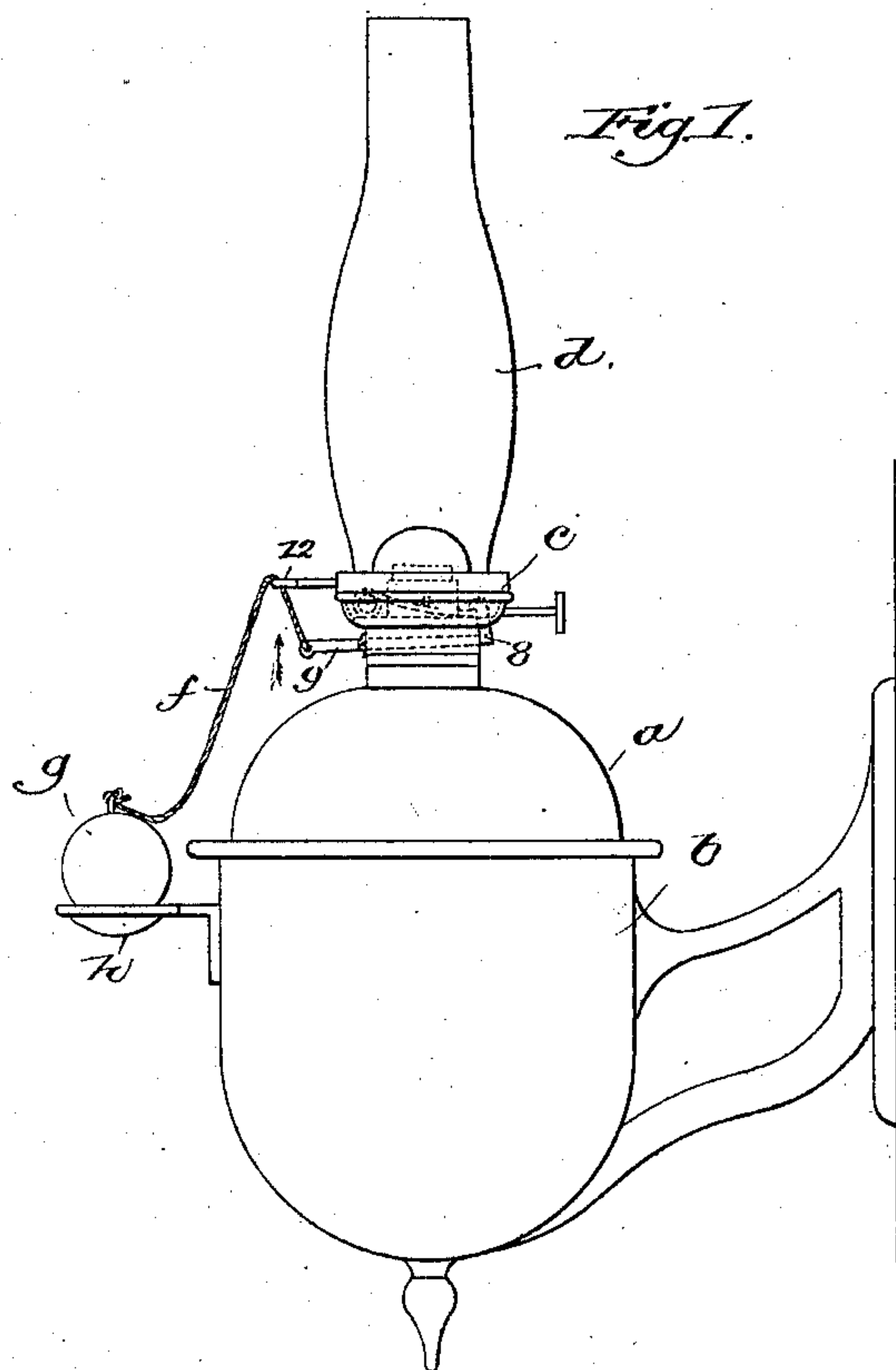
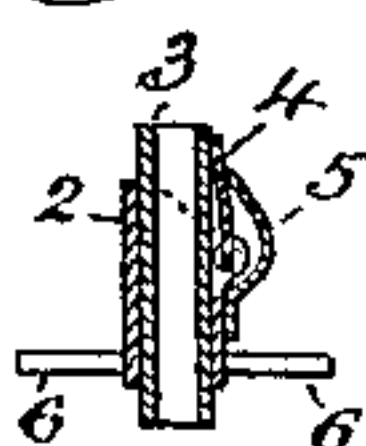


Fig. 3.



Witnesses.
John F. C. Prinslot
Fred L. Emery.

Inventor.
John C. Daggett.
by Crosby & Gregory Attys.

UNITED STATES PATENT OFFICE.

JOHN C. DAGGETT, OF BOSTON, ASSIGNOR OF ONE-HALF TO CHARLES H. COLBURN, OF MILFORD, MASSACHUSETTS.

AUTOMATIC LAMP-EXTINGUISHER.

SPECIFICATION forming part of Letters Patent No. 365,734, dated June 28, 1887.

Application filed February 19, 1887. Serial No. 228,184. (No model.)

To all whom it may concern:

Be it known that I, JOHN C. DAGGETT, of Boston, county of Suffolk and State of Massachusetts, have invented an Improvement in Automatic Lamp-Extinguishers, of which the following description, in connection with the accompanying drawings is a specification, like letters on the drawings representing like parts.

This invention has for its object to provide a lamp-extinguisher with means for operating it automatically, whereby the flame of a lamp may be extinguished whenever the lamp is tipped materially relative to its support, or is overturned, as in case of accident.

The invention consists in an automatic lamp-extinguishing device constructed and arranged substantially as hereinafter particularly set forth and claimed.

Figure 1 shows in side elevation a lamp, its extinguisher, and means for operating the extinguisher automatically whenever the lamp is moved with relation to its support; Fig. 2, an enlarged top view of a lamp-burner and its extinguisher; and Fig. 3, a sectional detail to be referred to.

The lamp-body *a*, contained in any usual lamp support or bracket *b*, the burner *c* and its chimney *d*, are and may be of any usual construction.

The lamp-extinguisher herein employed consists of a sleeve, 2, (see Figs. 2 and 3,) surrounding or inclosing the wick-tube 3, and having at its upper end a lip or cap, 4, pivoted to the sleeve and pressed against one side of the wick-tube 3 by a spring, 5, when the sleeve is at its lowermost position, though any other form of lamp-extinguisher of itself, and separately considered, may be used in connection with my invention of operating mechanism following.

The sleeve is provided at each side with a pin, 6, against the under side of which bears a spring, 7, said spring being held depressed by the hooked end 8, of a pivoted operating-lever, 9, so that when the said lever is turned on its pivot in the direction of the arrow, Fig. 1, the hooked end 8 releases the spring 7, which latter, by striking against the pin 6, raises the sleeve 2 above the termination of the wick-tube 3, allowing the spring-controlled lip or cap 4 to close the upper end of

the sleeve, concealing the wick and extinguishing the flame. One end of the cord *f* is connected with the outer end of the projecting lever 9, and after passing outwardly through the eye 12 its opposite end is attached to a weight or ball, *g*.

The weight or ball *g* is supported in a shallow stationary bracket or support, *h*, secured to one side of the lamp-support, or to any usual convenient place, the location of the support being such as to keep the cord *f* slack.

When the lamp is tipped materially out of its vertical position, or moved angularly with relation to its supporting-frame, or overturned, as by an accident, the weight or ball *g* will leave its support and draw the cord taut, tilt the lever 9 upon its pivot, and thus disengage its hook 8 from the spring 7, and allow the said spring to act upon the pin 6 and force up into action the extinguishing device, thereby extinguishing the lamp. It will be seen, therefore, that the operation of the extinguisher for the extinguishment of the flame is not wholly dependent upon the weight merely, but that the spring is an active and essential factor in the automaticity of the operation, thereby insuring quick and effective action on the part of the extinguishing device.

I do not desire to limit my invention to any particular form of weight or weight-support.

I claim—

A lamp-extinguisher of substantially the construction hereinbefore set forth, combined with pin 6, extending laterally from the extinguisher, spring 7, arranged below said pin, and in engagement therewith, catch-lever 8 9, normally engaging the spring and restraining it from acting upon the pin, a cord and weight connected to said catch-lever to disengage it from the spring when the lamp is displaced, and a support for the weight, rendering it under ordinary conditions normally inactive, substantially as described.

In testimony whereof I have signed my name to this specification in the presence of two subscribing witnesses.

JOHN C. DAGGETT.

Witnesses:

J. E. WALKER,
AUGUSTUS WHEELER.