

(No Model.)

A. C. ABRAMSON.

LOUNGE.

No. 365,326.

Patented June 21, 1887.

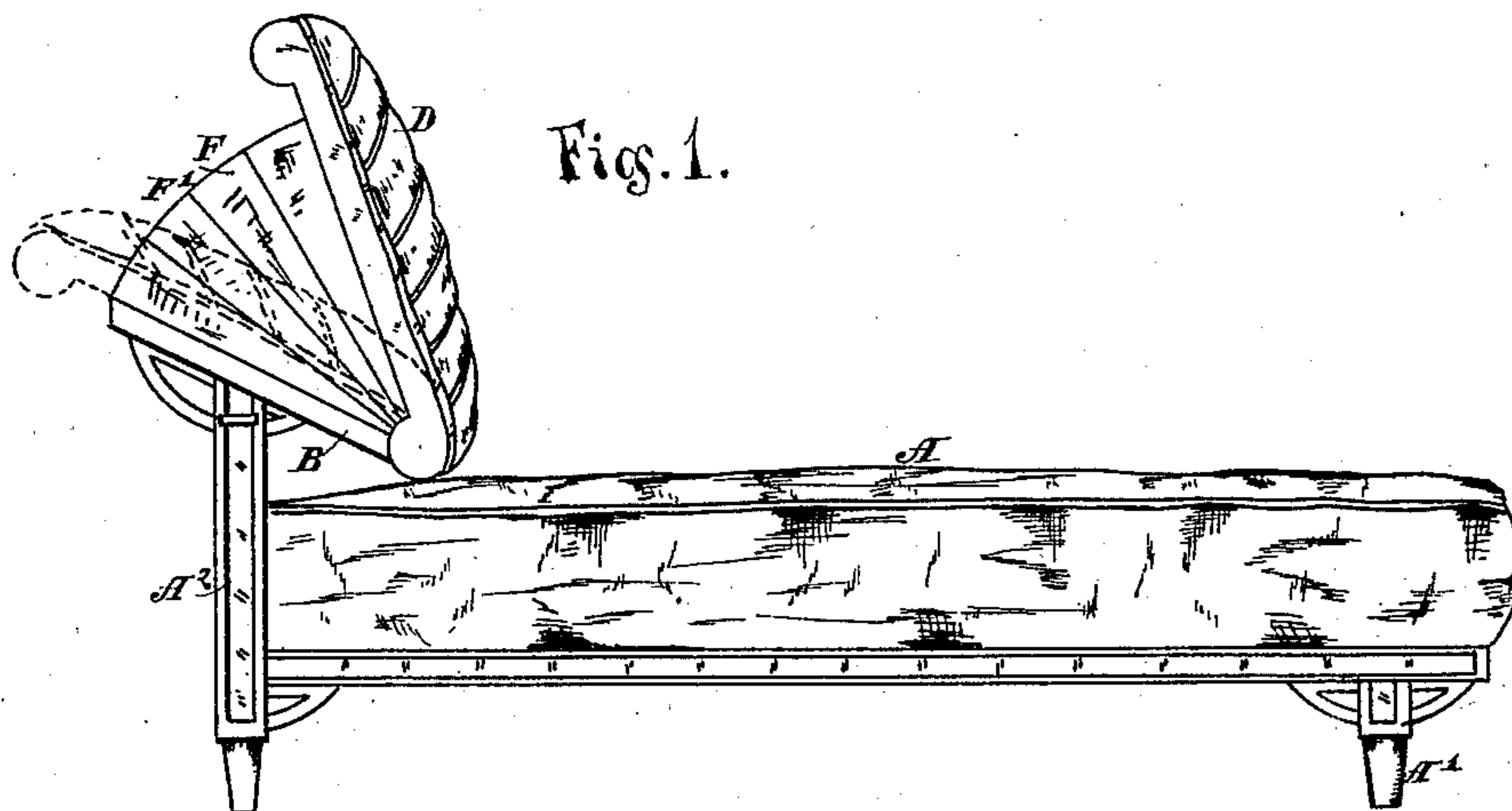


Fig. 1.

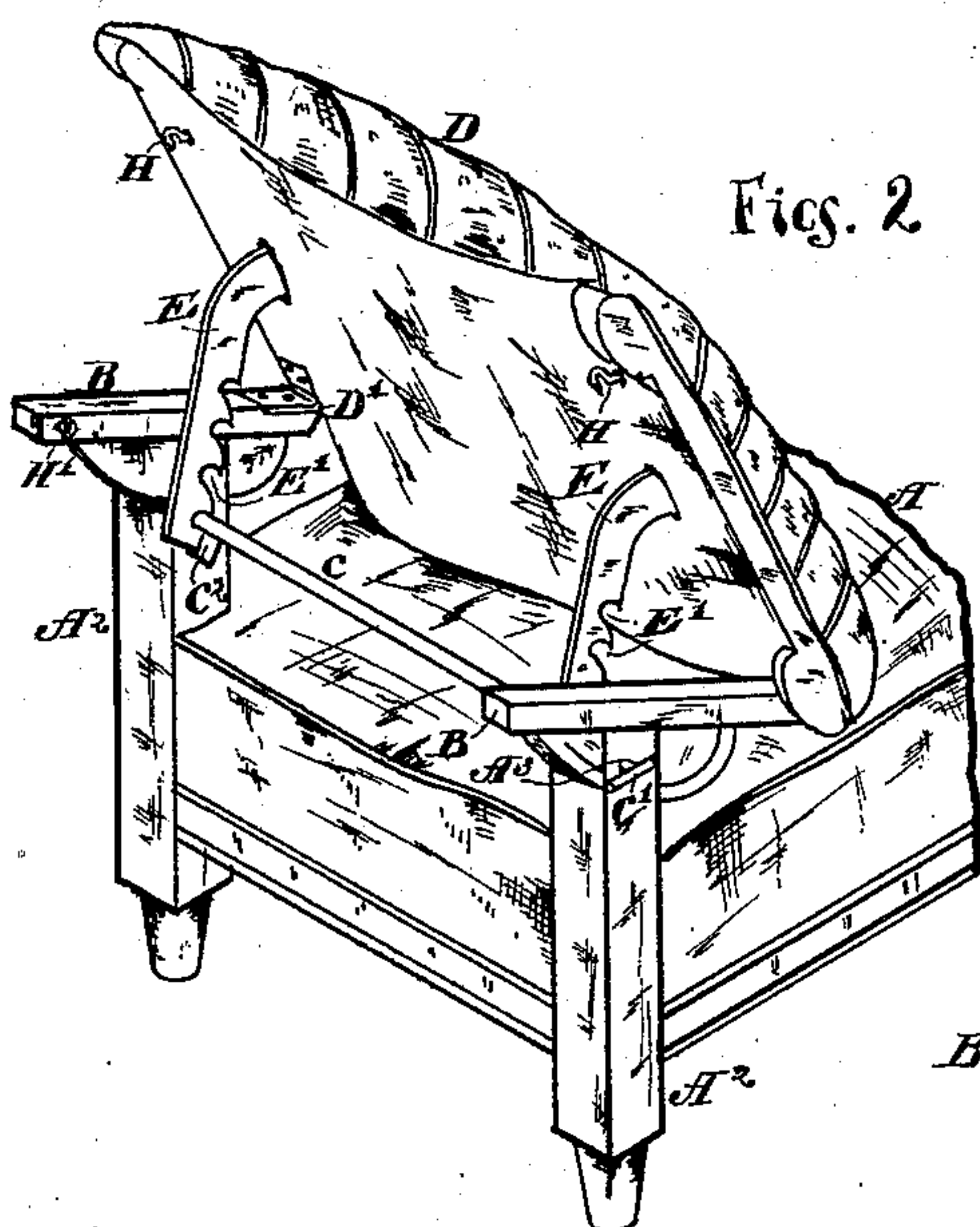


Fig. 2.

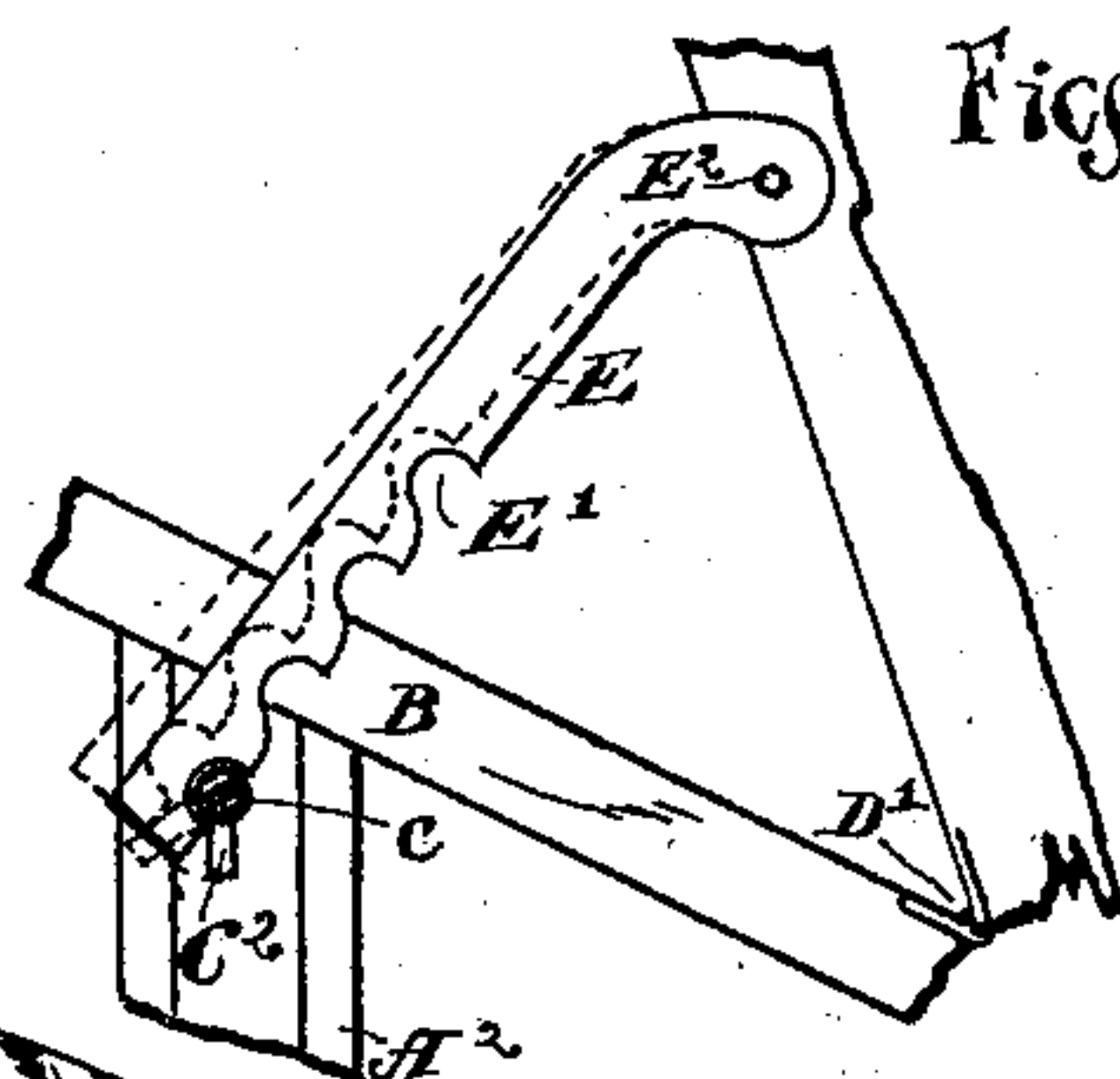


Fig. 4.

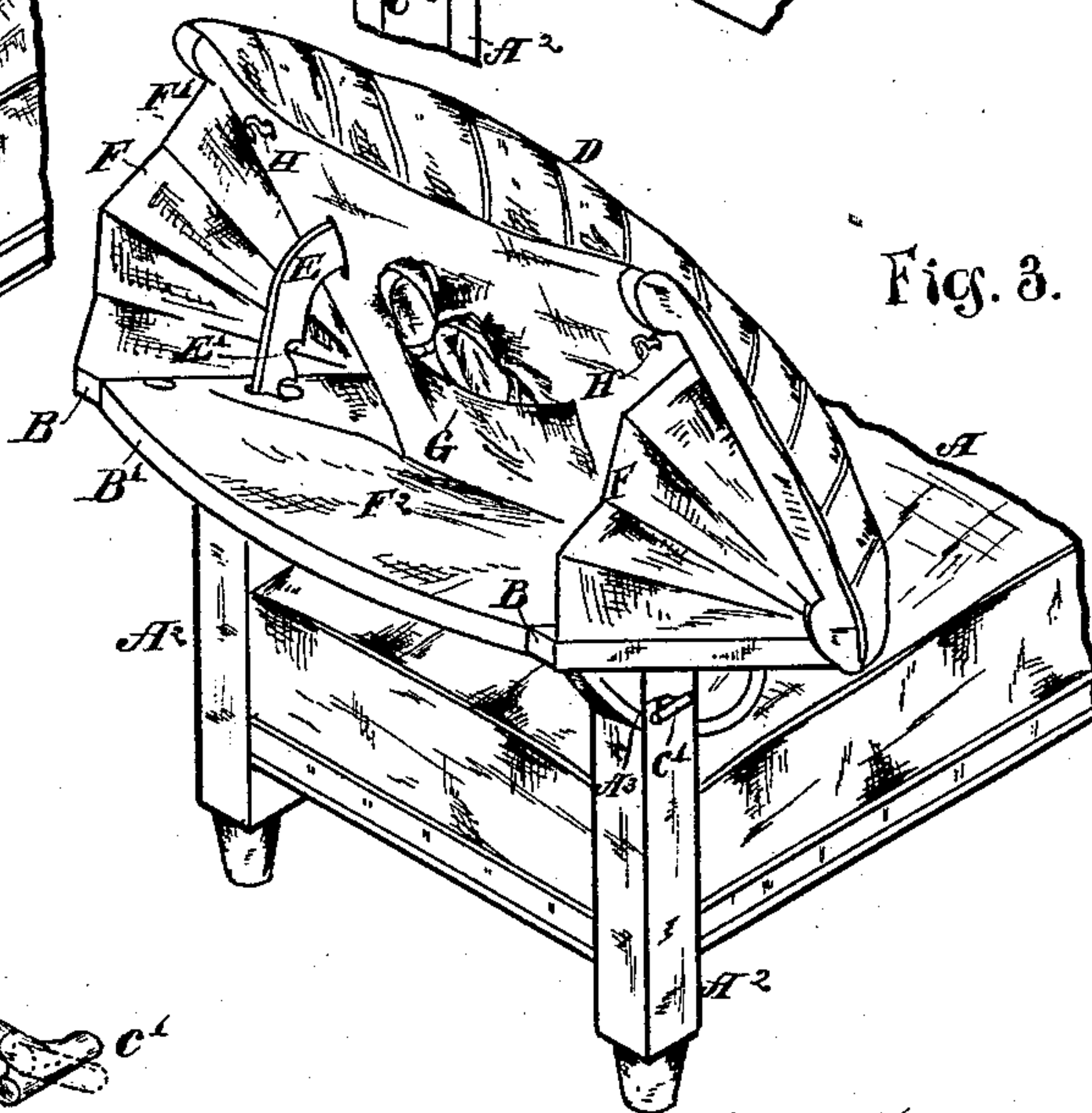


Fig. 3.

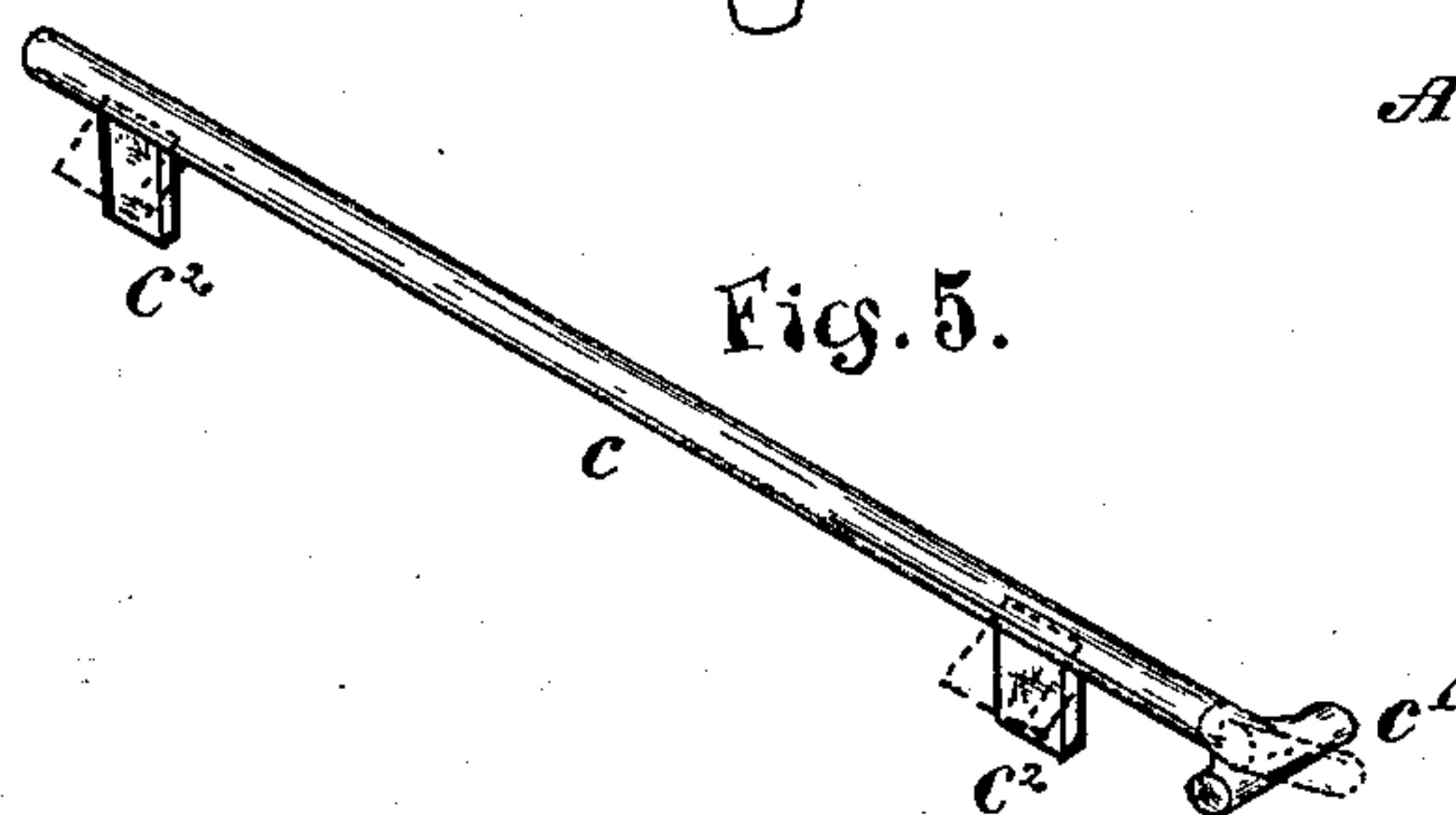


Fig. 5.

Witnesses:

E. E. Johnson.
A. R. Nicholas.

Inventor:

Alfred C. Abramson,
per L. L. Morrison, Attorneys.

UNITED STATES PATENT OFFICE.

ALFRED C. ABRAMSON, OF ROCKFORD, ILLINOIS, ASSIGNOR TO THE
EXCELSIOR FURNITURE COMPANY, OF SAME PLACE.

LOUNGE.

SPECIFICATION forming part of Letters Patent No. 365,326, dated June 21, 1887.

Application filed March 25, 1887. Serial No. 232,427. (No model.)

To all whom it may concern:

Be it known that I, ALFRED C. ABRAMSON, a citizen of the United States, residing at Rockford, in the county of Winnebago and State of Illinois, have invented certain new and useful Improvements in Lounges, of which the following is a specification.

The main object of this invention is to produce lounges the head-pieces of which may be raised or lowered at pleasure.

A further object of the invention is to provide lounge head-pieces like the one herein described with pockets for holding slippers, magazines, newspapers, &c.

The invention consists of certain new and useful constructions and combinations, which are hereinafter described and claimed.

Referring to the accompanying drawings, which form a part of this specification, Figure 1 is a view of a side elevation of a lounge provided with my improvements. Figs. 2 and 3 are isometric views of the head end of the same. Figs. 4 and 5 are views in detail of parts shown in the foregoing figures.

Like letters of reference indicate corresponding parts throughout the several views.

A represents the body of the lounge.

A' A² represent legs supporting the same.

A³ represents horizontal cylindrical openings through the legs A².

B represents inclined head-piece rests.

B' represents a cross-piece connecting the upper ends of the rests B together.

C represents a rock-shaft passed through the cylindrical openings A³, which serve as bearings for the same.

C' represents a bar-handle for operating the rock-shaft C.

C² represents radial lugs projecting from the rock shaft C.

D represents a head-piece, hinged at the lower side thereof to the lower ends of the rests B by means of the hinges D'.

E represents toothed arms for supporting the head-piece D at any desired inclination within the limit shown.

E' represents interdental notches for engaging with the rock-shaft C.

E² represents bolts hinging the arms E to the frame-work of the head-piece D.

F represents fan-shaped end pieces of the magazine and newspaper pocket F', made preferably of leather.

F² represents the bottom of the above-mentioned pocket, made of cloth or other suitable material.

G represents a slipper-pocket in the under side of the head-piece D.

H H' represent, respectively, hooks and eyes for securing the head-piece D to the rests B whenever it is desired.

Whenever the head-piece of the lounge is raised, the interdental notches E' of the arms E engage with the rock-shaft C, and thereby support said head-piece in the position to which it has been raised. To lower the head-piece D, grasp the bar-handle C' with the hand and turn the rock-shaft C, pressing the lugs C² against the teeth of the arms E until the notches E' disengage from said rock-shaft.

I claim—

1. In a lounge, the combination, with the head-piece rests, of a head-piece, the lower side of said head-piece being hinged to the lower ends of said head-piece rests, a rock-shaft provided with radial lugs, and the toothed arms hinged at their upper ends to said head-piece and provided with interdental notches to engage with said rock-shaft, the radial lugs aforesaid serving to disengage said toothed arms from said rock-shaft, substantially as described, and for the purpose set forth.

2. The combination, with the head-piece having a slipper-pocket, G, in the under side thereof, of the toothed arms hinged to said head-piece at their upper ends and provided with interdental notches E', the inclined rests, the rock-shaft C, having radial lugs projecting therefrom, and the magazine and newspaper pocket, substantially as described, and for the purpose specified.

ALFRED C. ABRAMSON.

Witnesses:

L. L. MORRISON,

M. W. MORRISON.