

(No Model.)

2 Sheets—Sheet 1.

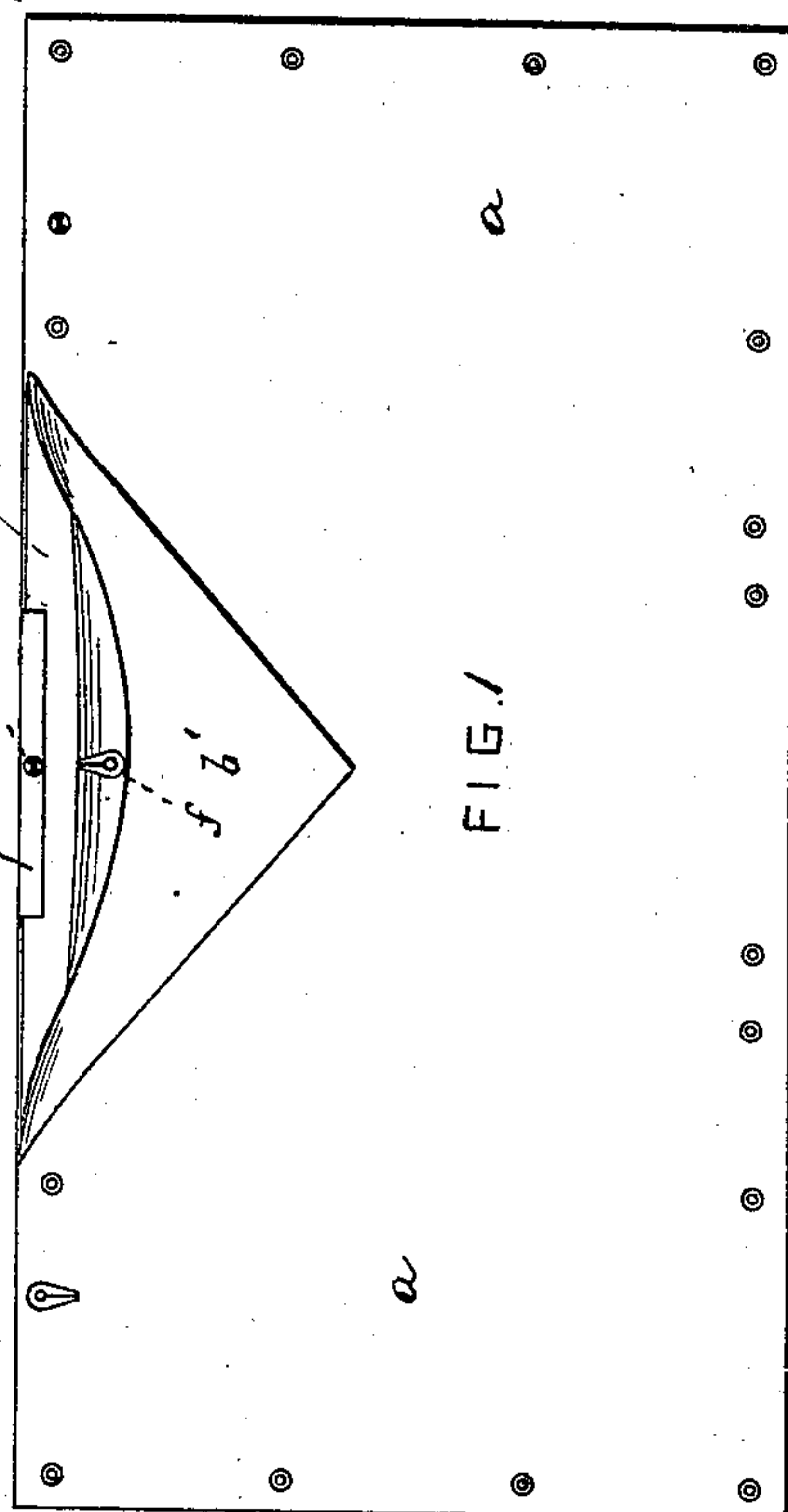
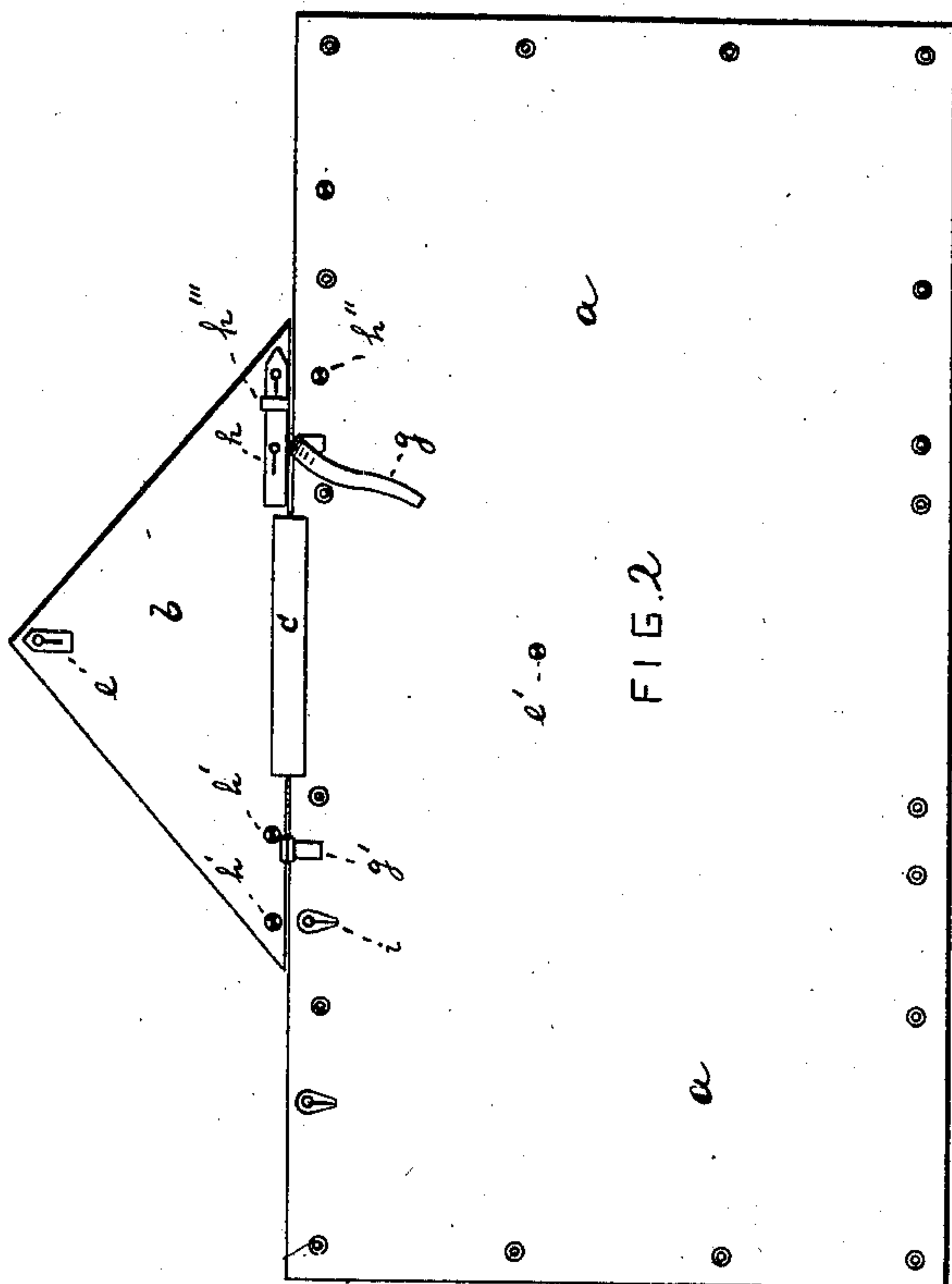
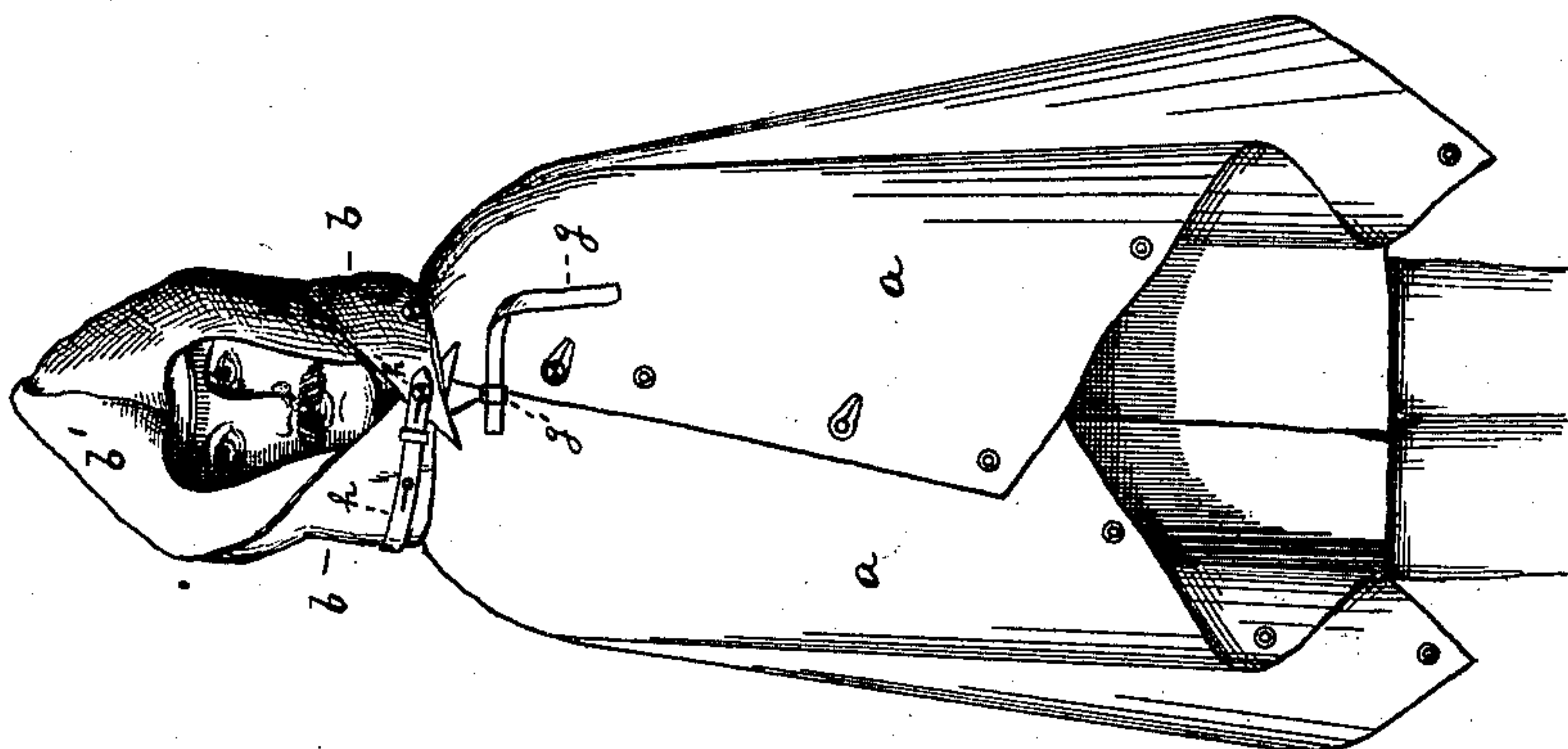
A. H. KING.

COMBINED BLANKET AND OVERCOAT.

No. 364,762.

Patented June 14, 1887.

FIG. 3



WITNESSES

Wm. A. Howe

Alfred Joughmans

INVENTOR

A. H. King

by his attorneys

Roeder & Mieser

(No Model.)

2 Sheets—Sheet 2.

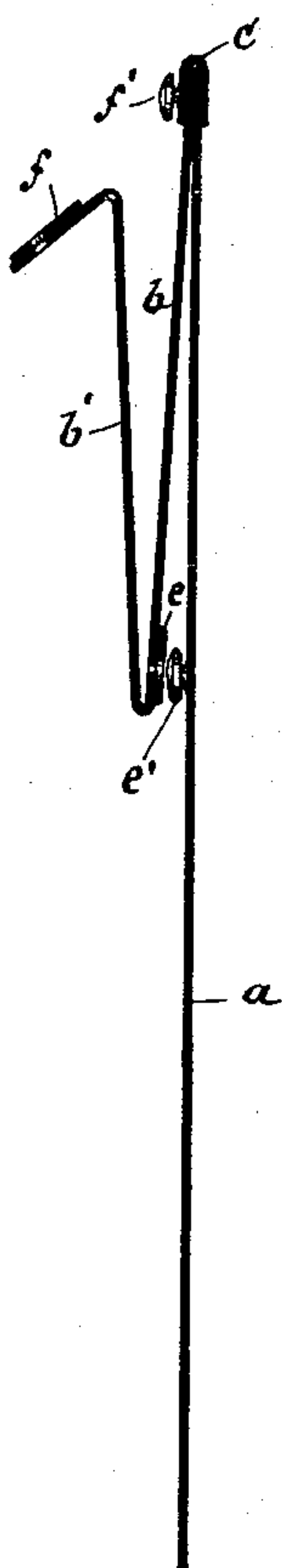
A. H. KING.

COMBINED BLANKET AND OVERCOAT.

No. 364,762.

Patented June 14, 1887.

FIG. 4.



Witnesses.

Alfred Jonghman.

William Partington.

Inventor.

Albert H. King
per Roeder & Bruse
attorneys.

UNITED STATES PATENT OFFICE,

ALBERT HENRY KING, OF BROOKLYN, NEW YORK.

COMBINED BLANKET AND OVERCOAT.

SPECIFICATION forming part of Letters Patent No. 364,762, dated June 14, 1887

Application filed April 13, 1887. Serial No. 234,629. (No model.)

To all whom it may concern:

Be it known that I, ALBERT HENRY KING, a citizen of the United States, residing at Brooklyn, in the county of Kings, State of New York, have invented a new and Improved Combined Blanket and Overcoat, of which the following is a specification.

This invention relates to a blanket made of rubber or other material and provided with an attachment by means of which it may be worn as an overcoat. The blanket is of rectangular shape, and the attachment is secured to the center of one of its longer sides. It may be folded back upon the blanket and held in place by a button, to be thus out of the way if the blanket is to be used in its usual way; but when the device is to be worn as an overcoat the attachment may be drawn over the head to constitute a hood.

The invention is intended to be applied to army-blankets, but may be applied to blankets generally.

It consists in the various features of improvement hereinafter more fully pointed out.

In the accompanying drawings, Figure 1 is a face view of my improved combined blanket and overcoat, showing the hood folded upon the blanket. Fig. 2 is a similar view with the hood turned outward. Fig. 3 shows the device when worn as an overcoat. Fig. 4 is a central transverse section through Fig. 1.

The letter *a* represents a blanket made of rubber or other material, and of rectangular form. It is provided with the usual grommet or eyelet holes, and adapted to all the uses to which a blanket is usually put, including army uses.

To the center of one of the long sides of blanket *a* there is hinged a hood consisting of a front flap, *b'*, and a rear flap, *b*, both preferably of triangular form, and connected at the sides, but disconnected at the front, to afford an opening for the introduction of the head. The hinge is produced by a short strip of fabric, *c*, projecting over and secured to blanket *a* and to rear flap, *b*. This strip *c* is considerably shorter than flap *b*, and thus the right and left ends of the hood are entirely disconnected from the blanket, as shown.

To properly hold the hood upon the blanket, when the latter is to be used as a blanket

proper, I attach a short strap, *e*, having a button-hole, to flap *b*, that may be buttoned to button *e'* upon blanket *a*. A second button, *f'*, is secured to the inner side of flap *b*, to engage a button-hole, *f*, on flap *b'*, and which serves to connect the two open ends of the flaps *b b'*, and to thus close the hood. In Fig. 1 the flap *b'* is shown to be slightly turned up along its disconnected edge, to expose this button and button-hole.

It will be seen that by buttoning flap *b* to flap *b'*, and that by then folding the hood upon the blanket and securing it by button *e'*, the hood will be held upon the face of the blanket, and will thus permit the blanket to be put to all of its ordinary uses.

In order to permit the blanket to be used as an overcoat, I attach a strap, *g*, to blanket *a*, at one side of hinge *c*, and adapted to engage a buckle, *g'*, at the other side of such hinge. To the flap *b* of the hood there is secured a strap, *h*, adapted to engage one of a pair of buttons, *h'*, secured to the other side of such flap. Now, to change the blanket into an overcoat, the buttons *e' f'* are opened, the blanket is thrown over the shoulders, and the hood is drawn over the head. By means of straps *g h* the sides of the blanket and the ends of the hood are respectively drawn together to protect the body and face of the wearer. By having the two ends of the hood disconnected from the blanket *a*, such ends may be raised up to surround the chin, and may also be lapped over one another in front of the face, as in Fig. 3.

If desired, the device may be worn as an overcoat with the hood folded back; but in that case the head will be unprotected.

In order to attach the loose ends of the hood to the blanket *a* when the hood is folded back upon the blanket, as in Fig. 1, and prevent their flapping, I employ a button, *h''*, attached to blanket *a* and adapted to engage button-hole of strap *h*, such strap passing through a loop, *h'''*, as shown. The opposite side of the hood is secured by button *h'* and button-hole *i*. If desired, the hinge-strip *c* may be replaced by lacing or similar device.

What I claim is—

1. The combination of blanket *a* with a hood connected to the blanket at the center of its rear flap, but disconnected at its ends, so as to

leave the ends of the hood free to be folded over each other, and with means for connecting the ends of the hood, substantially as specified.

- 5 2. The combination of blanket *a* with a hood consisting of flaps *b b'* and connected to blanket *a* by strip *c*, shorter than such flaps, and with buttons and button-holes adapted to close the hood and secure it to the face of the blanket,
10 substantially as described.

3. The combination of blanket *a* with a hood connected thereto at its center only, and with the fastening devices *g g'*, adapted to join the

sides of the blanket, and with fastening devices *h h'*, adapted to join the ends of the hood, substantially as described. 15

4. The combination of a blanket, *a*, with a hood secured to the center of its longer side and having disconnected ends, and provided with the following fastening devices: *e, e', f, f', g, g', h, h', h'',* and *i*, substantially as and for
20 the purpose described.

ALBERT HENRY KING.

Witnesses:

F. V. BRIESEN,
HENRY E. ROEDER.