

(No Model.)

C. J. SCHOENING.
FOLDING BILLIARD TABLE.

No. 364,677.

Patented June 14, 1887.

Fig. 1.

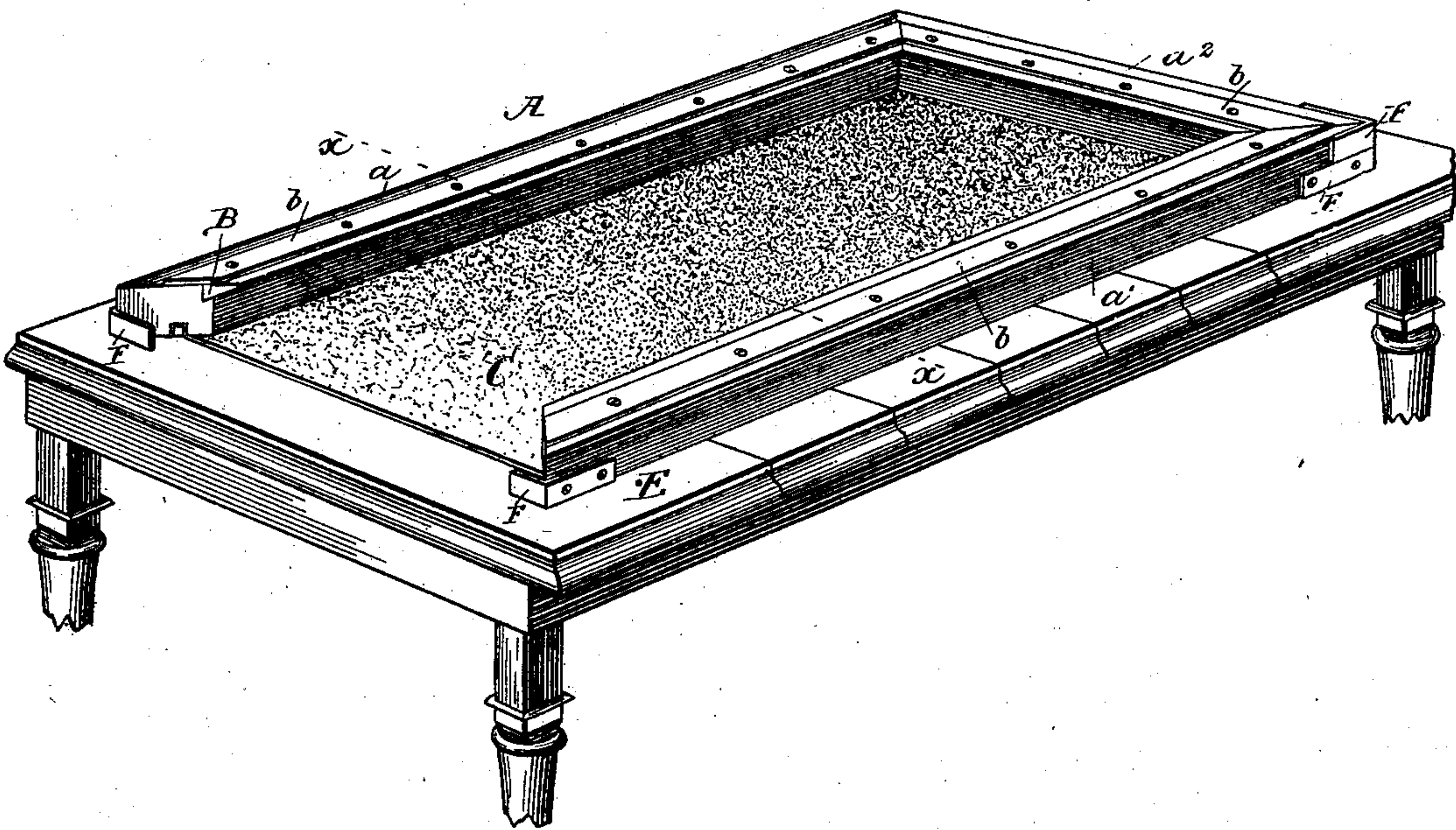


Fig. 2.


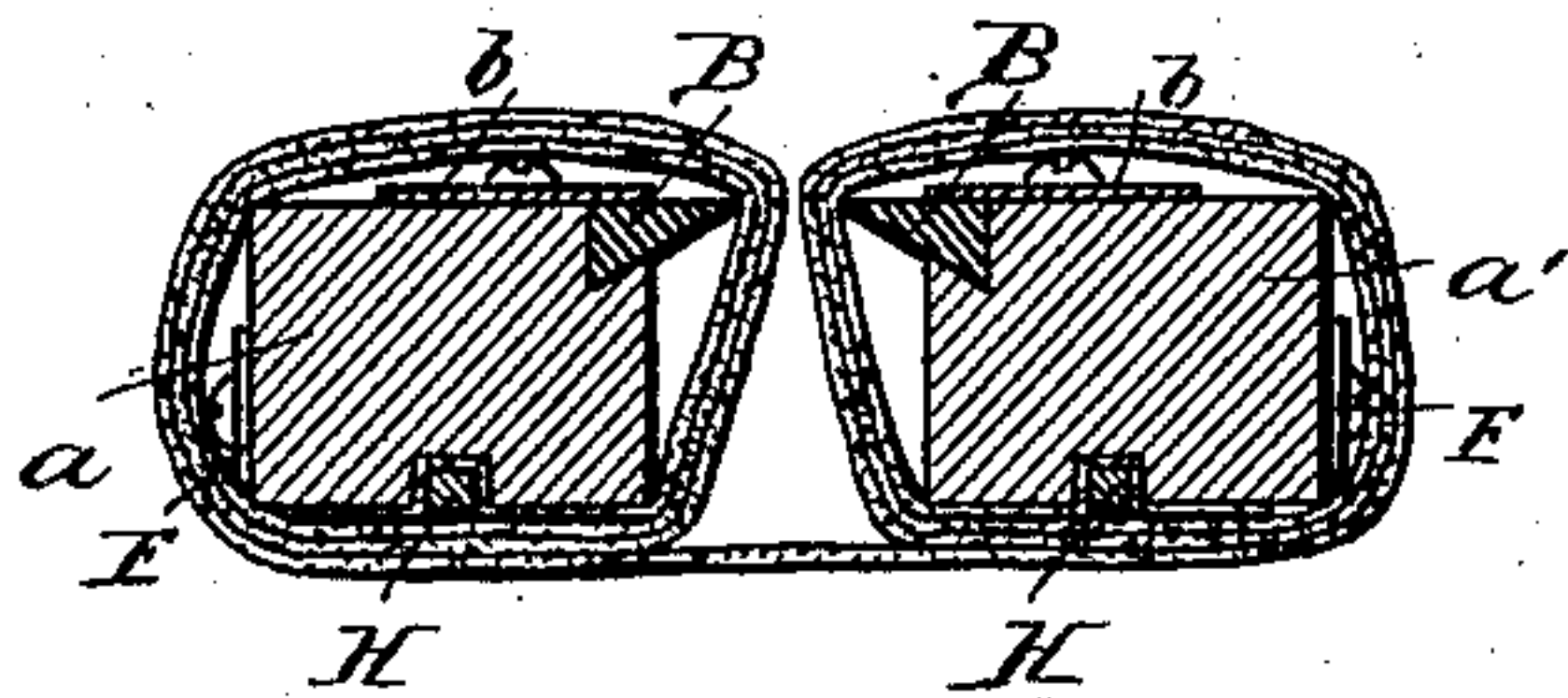


Fig. 3.



Witnesses.

W. Rosier.

F. H. Mills.

Inventor.

Charles J. Schoening

UNITED STATES PATENT OFFICE.

CHARLES J. SCHOENING, OF CHICAGO, ILLINOIS.

FOLDING BILLIARD-TABLE.

SPECIFICATION forming part of Letters Patent No. 364,677, dated June 14, 1887.

Application filed July 8, 1886. Serial No. 207,493. (No model.)

To all whom it may concern:

Be it known that I, CHARLES J. SCHOENING, of the city of Chicago, county of Cook, and State of Illinois, have invented a new form of
5 Folding Parlor Billiard-Table, which improvement is fully set forth in the following specification, reference being had to the accompanying drawings, like letters meaning like parts.

10 The object of my invention is to form a folding parlor billiard-table which can be cheaply made and quickly set together for use.

Figure 1 is a perspective view of my folding table, shown placed on an ordinary extension-table, with one of the head-pieces removed. Fig. 2 is a view on line $x x$, looking toward head-piece a^2 . Fig. 3 is a section through the side pieces, a and a' , on line x , showing them rolled in the billiard-cloth.

20 Fig. 1: A indicates the frame; B, the rubber cushion; C, the billiard-cloth; E, an extension-table. a and a' are the side pieces of the frame. a^2 is the head-piece. (Shown also in large view, Fig. 2.) b are metal or wooden
25 strips to hold down rubber cushion B. F are angle irons or brasses fastened onto the several pieces of the frame, Fig. 1. G is a small spur in the bottom of head-pieces a^2 , over which the billiard-cloth is stretched. H
30 indicates the mode of fastening the billiard-cloth to the side pieces by groove and wedge.

In the construction of the table the frame is preferably made of wood with a half-dovetail groove at the top, into which the rubber
35 cushion B snugly fits, said cushion being clamped in place by the metal or wooden strips b by screws, which screws also serve as spacing-diamonds or distance-markers used in cushioning. The angle irons or brasses F are
40 fastened to the lower ends of side pieces, a and a' , and to the upper end of head-pieces a^2 , as shown at F, Fig. 1. This mode of fastening makes a firm corner and is quickly put
45 ened to the two longest or side pieces, a and

a' , only, and is done by placing the cloth in lower groove and forcing the wedge or jamb in groove on top of cloth, as shown at H, Figs. 2 and 3. In fastening the cloth this way it can be easily renewed or slack taken up at
50 future times.

In using this folding parlor billiard-table the side pieces are placed upon an ordinary extension-table, or any other suitable support large enough, and the head-pieces are inserted. 55 The billiard-cloth, being clamped a trifle shorter, is stretched taut by the insertion of the head-pieces, all being securely held together by the angle irons or brasses. I also make a bottom for this folding frame, of wood 60 or other suitable material, to be used to place the frame upon, so that the whole can be supported on the backs of two chairs, or by a smaller table, if desired.

I claim as my invention—

65 1. A folding billiard-table for parlor use, composed of four frame-pieces and the billiard-cloth, the whole being designed to fold by the removal of the head-pieces, the side pieces being secured to the cloth and being rolled
70 together therein.

2. A folding billiard-table for parlor use, having its sides held together by eight angle-irons, two on each corner, one above the other, one arm of each angle-iron being perma- 75 nently fastened to each end of frame-piece.

3. A folding billiard-table for parlor use, having sides formed with a half-dovetail groove in its edge, into which a rubber cushion is clamped by metal or wooden strips. 80

4. A folding billiard-table for parlor use, having detachable side and end rails, the side rails being formed with a groove and wedge in their lower side, in combination with a strip fitting in said groove and clamping the cloth 85 in place.

CHARLES J. SCHOENING.

Witnesses:

SÖNKE J. J. SCHÖNING,
H. E. GOETTSCHÉ.