

(No Model.)

P. W. CORCORAN.

POLE STRAP ATTACHMENT FOR DOUBLE HARNESS.

No. 364,633.

Patented June 14, 1887.

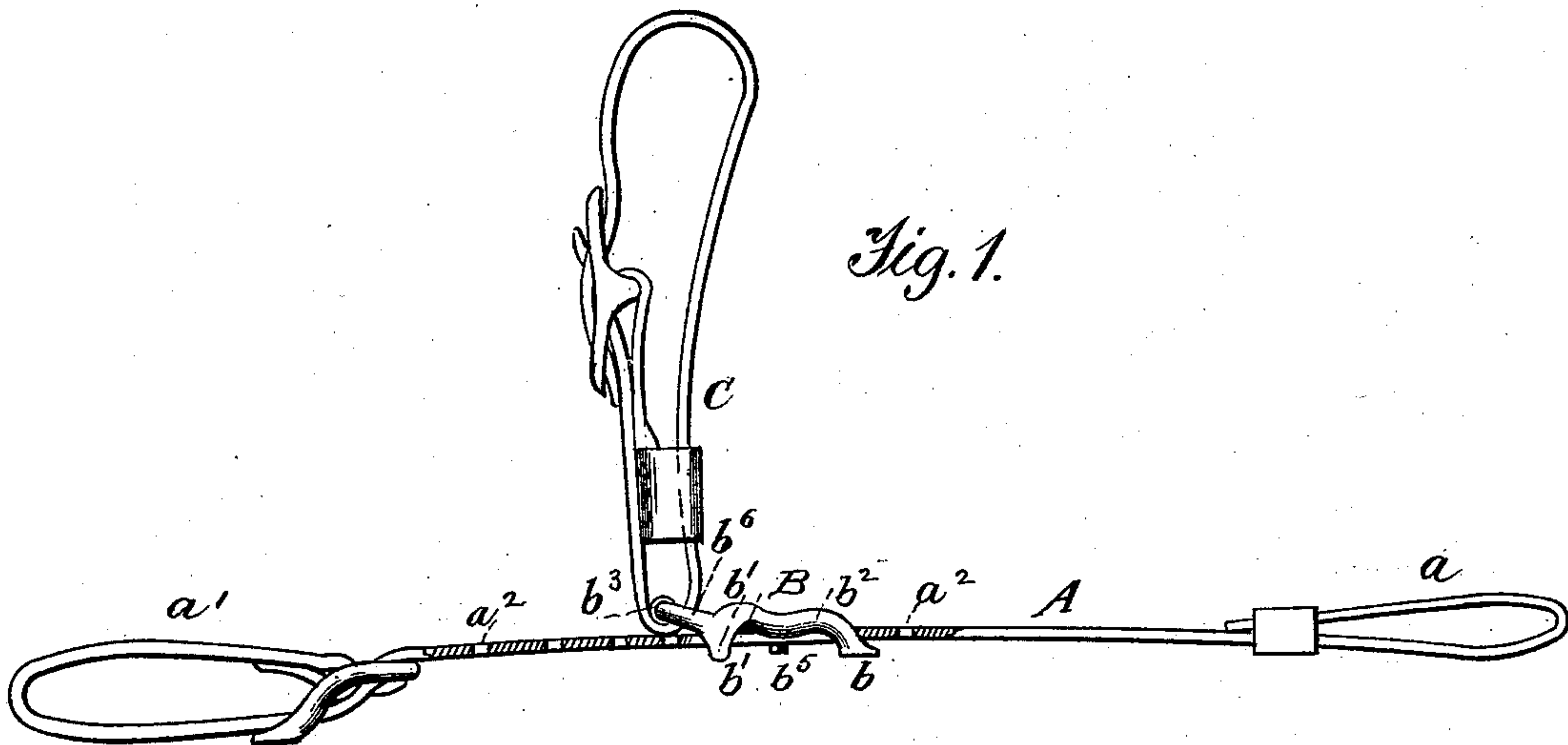


Fig. 2.

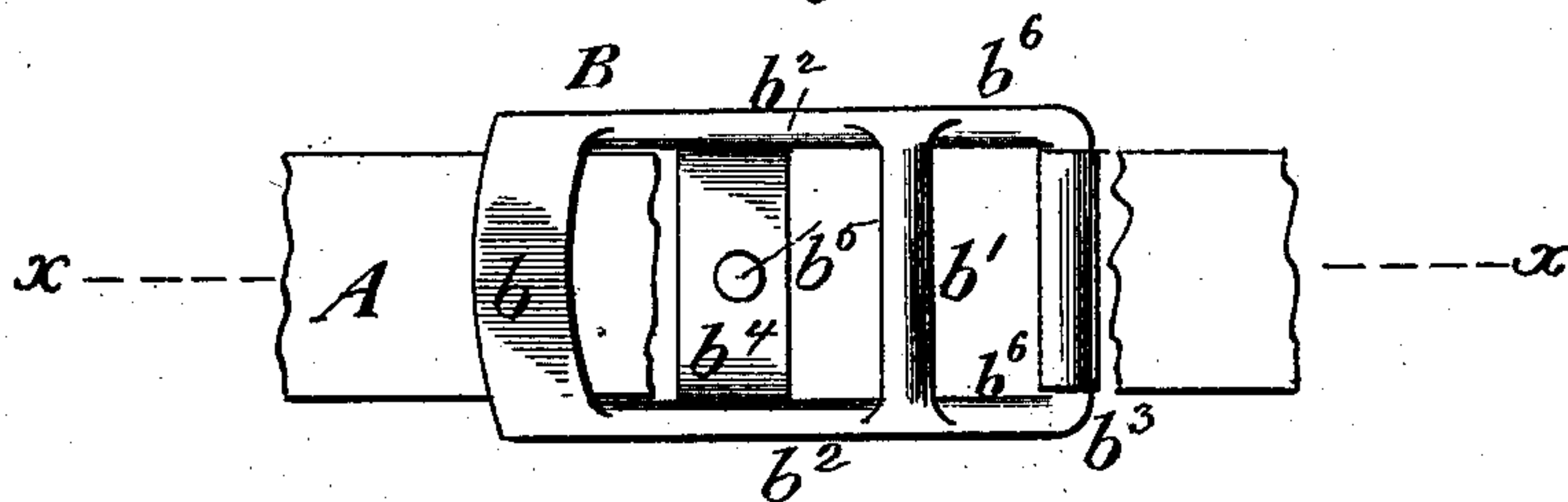
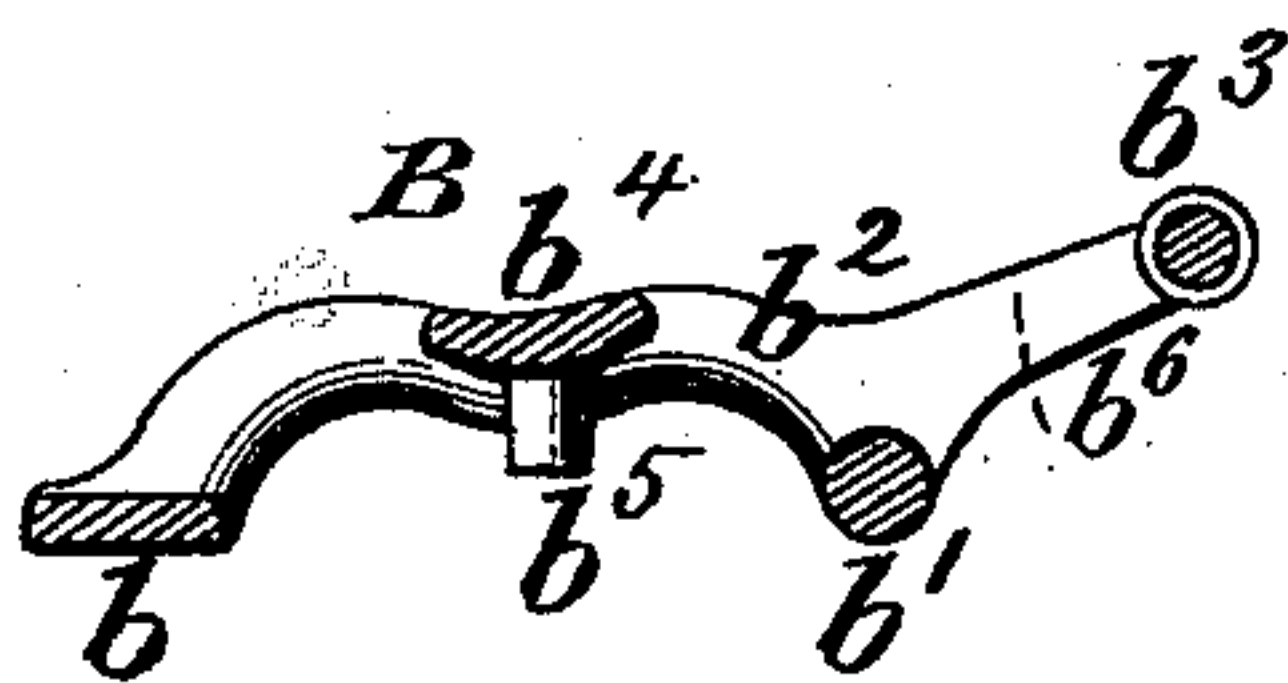


Fig. 3.



Witnesses  
A. Ruppert.  
J. Mawdsley.

Inventor:  
Patrick W. Corcoran  
Per  
Thomas P. Simpson  
att'y

# UNITED STATES PATENT OFFICE.

PATRICK W. CORCORAN, OF SENECA, ILLINOIS.

## POLE-STRAP ATTACHMENT FOR DOUBLE HARNESS.

SPECIFICATION forming part of Letters Patent No. 364,633, dated June 14, 1887.

Application filed December 13, 1886. Serial No. 221,453. (No model.)

*To all whom it may concern:*

Be it known that I, PATRICK W. CORCORAN, a citizen of the United States, residing at Seneca, in the county of La Salle and State of Illinois, have invented certain new and useful Improved Pole-Strap Attachments for Double Harness; and I do declare the following to be a full, clear, and exact description of the invention, such as will enable others skilled in the art to which it appertains to make and use the same, reference being had to the accompanying drawings, and to the letters and figures of reference marked thereon, which form a part of this specification.

The special object of the invention is to connect a collar and pole-strap, so that the former may be adjustable on the latter to suit horses of any size or build. The means by which I accomplish this desideratum in double harness will first be described in connection with the drawings, and then pointed out in the claim.

Figure 1 of the drawings is a side view, partly in section, of a collar-strap and pole-strap connected, so that the former is adjustable. Fig. 2 is a plan view of my adjustable buckle, and Fig. 3 is a longitudinal section on line *xx* of Fig. 2.

In the drawings, A represents the ordinary pole-strap, having one end loop, *a*, to receive the belly-band and another, *a'*, to receive the neck-yoke. Intermediate between these loops *a* *a'*, I arrange the movable buckle B, which carries at one end the collar-strap C, which has a series of holes, and buckles around the lower end of the collar, in the usual manner.

In order to make a buckle for my purpose, I raise the cross-bars *b b'* below the sides *b<sup>2</sup> b<sup>2</sup>*, and arrange an end cross-bar, *b<sup>3</sup>*, above them

on downwardly-inclined arms *b<sup>6</sup> b<sup>6</sup>*, so that there will be room for the pole-strap A to pass under the cross-bars *b b'* and over the middle cross-bar, *b<sup>4</sup>*, carrying the vertical stud *b<sup>5</sup>*, which enters any desired hole *a<sup>2</sup>* of pole-strap. On the front cross-bar, *b<sup>3</sup>*, and under the pole-strap I pivot the collar-strap C.

It will be perceived that the downward incline of the arms *b<sup>6</sup> b<sup>6</sup>* and the connecting cross-bar *b<sup>3</sup>* form a loop, which is at an obtuse angle to the side bars, *b<sup>2</sup> b<sup>2</sup>*, thus giving the desired direction and space for the reception of the collar-strap C. By setting the buckle-tongue *a<sup>5</sup>* in different holes *a<sup>2</sup>* of the pole-strap the latter will serve for horses of any height.

I am aware that buckle cross-bars have had vertical fixed studs to hold the strap which may pass therethrough, and a cross-bar on each side for it to pass under, but do not know or believe that any buckle has been constructed in all its parts like mine, to adapt it to the special purpose for which I use it.

I am aware of the hip-strap buckle described in Patent No. 275,204, and the breeching-loop buckle described in Patent No. 135,238; but

What I claim as new, and desire to protect by Letters Patent, is—

The pole-strap A, having the end loops, *a a'*, and the intermediate series of holes, *a<sup>2</sup>*, in combination with a collar-strap, and the adjustable or movable buckle B, constructed and arranged as shown and described.

In testimony whereof I affix my signature in presence of two witnesses.

PATRICK W. CORCORAN.

Witnesses:

THOS. W. D. CRANE,  
W. I. HARRIS.