

(No Model.)

B. F. T. BELL.

CENTER MARKING DEVICE.

No. 364,082.

Patented May 31, 1887.

Fig. 3.

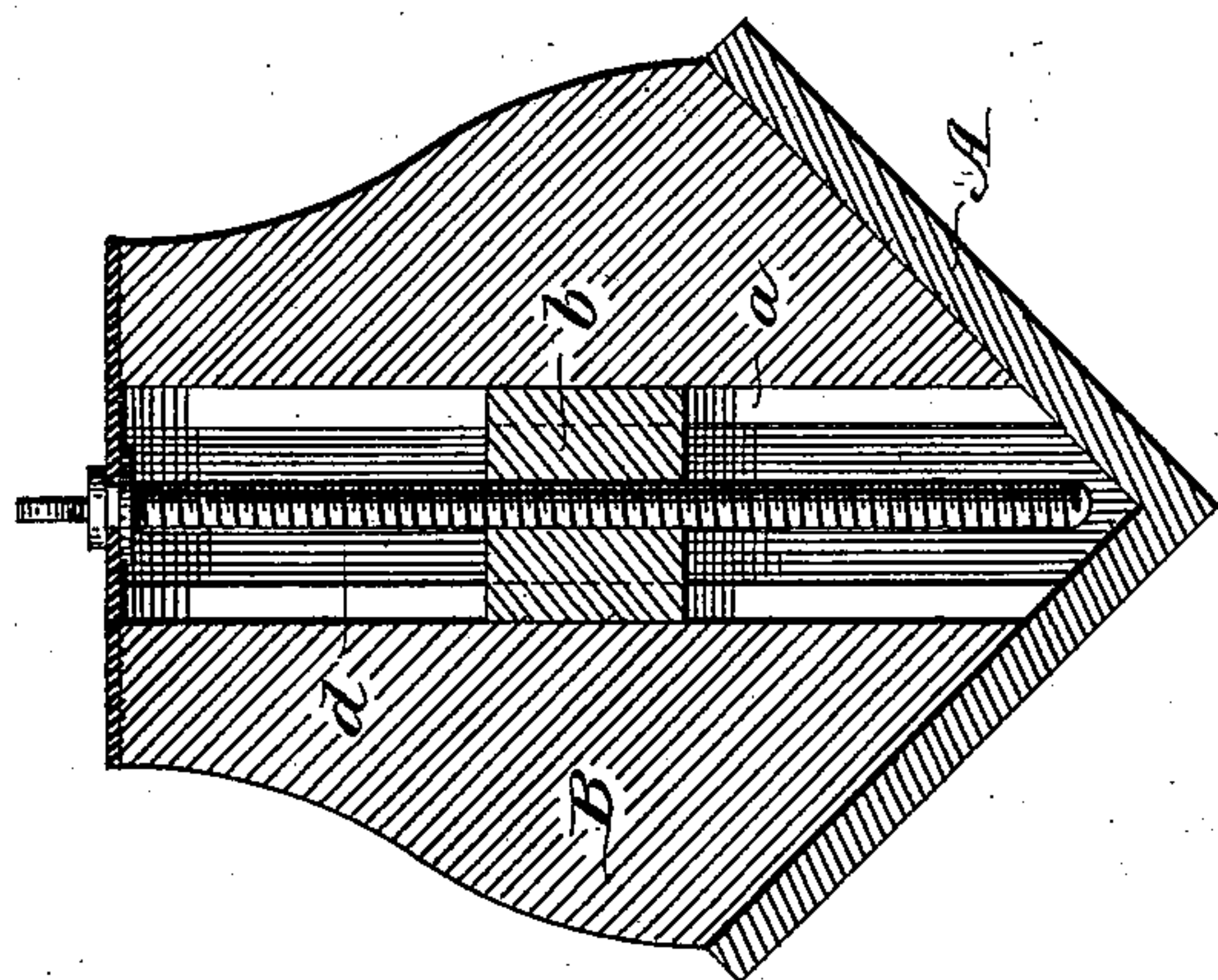


Fig. 1.

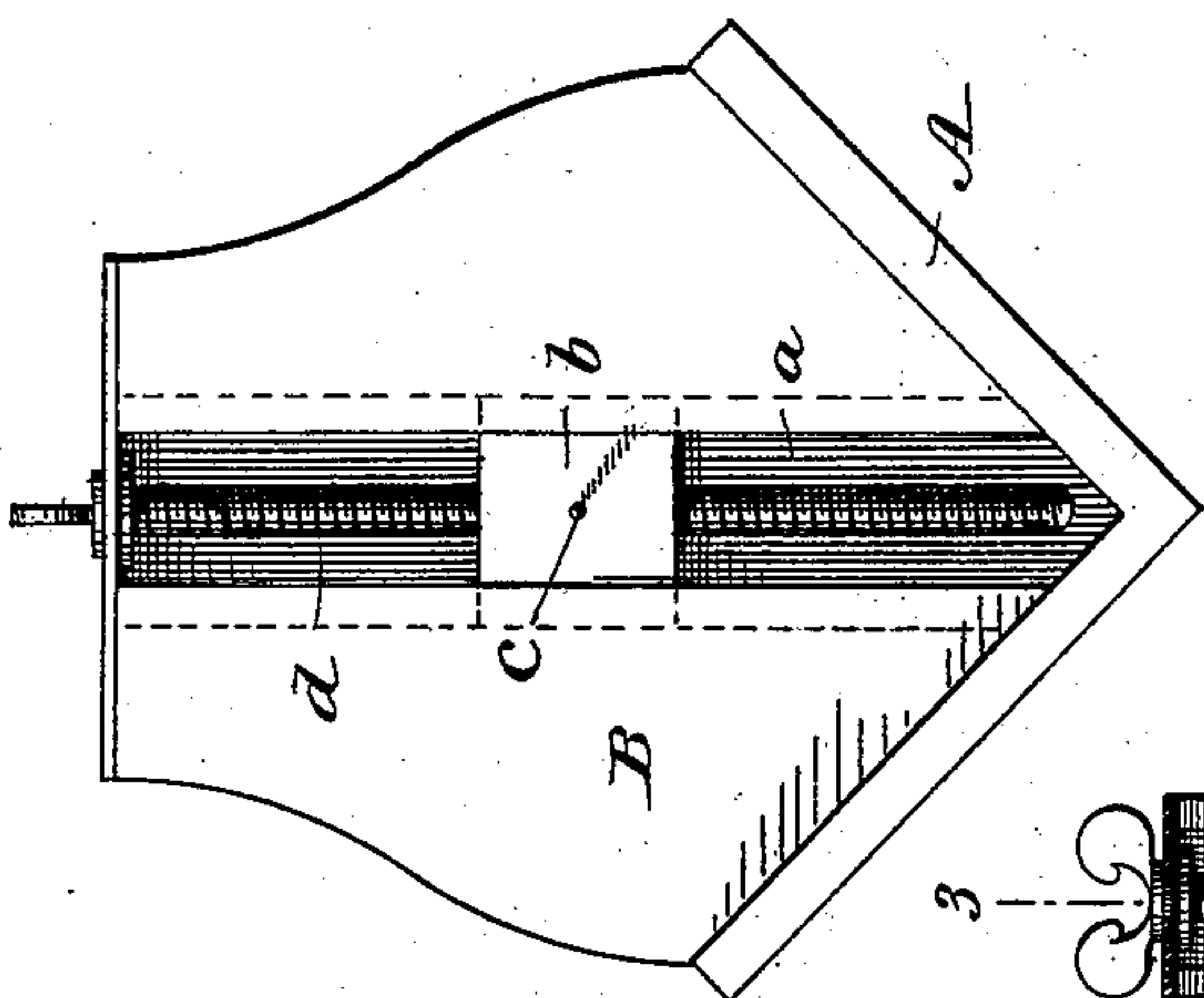
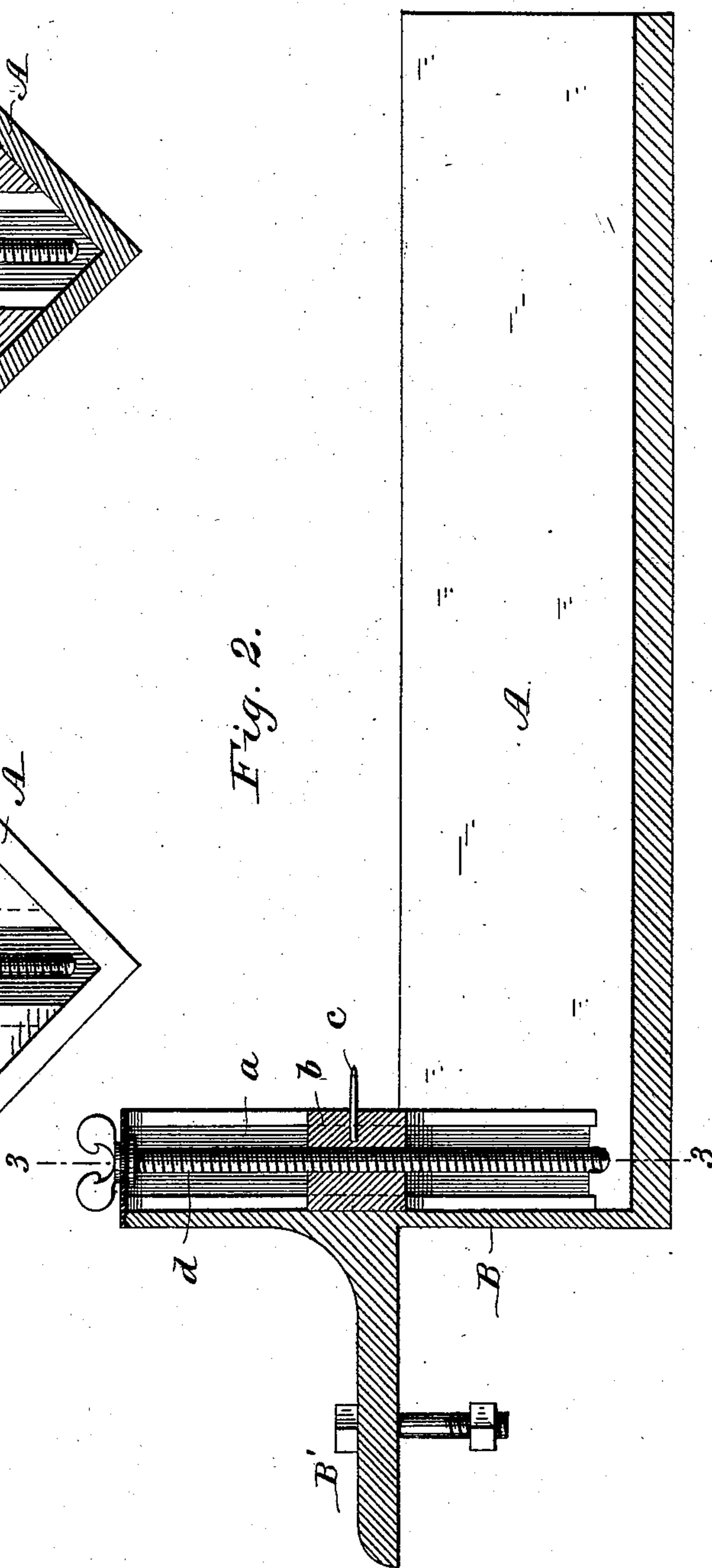


Fig. 2.



Witnesses:

H. N. Low  
C. T. Dick

Inventor:

B. Frank T. Bell  
by Marshall E. Bailey  
his attorney.

# UNITED STATES PATENT OFFICE.

B. FRANK T. BELL, OF WASHINGTON, DISTRICT OF COLUMBIA.

## CENTER-MARKING DEVICE.

SPECIFICATION forming part of Letters Patent No. 364,082, dated May 31, 1887.

Application filed December 15, 1886. Serial No. 221,689. (No model.)

*To all whom it may concern:*

Be it known that I, B. FRANK T. BELL, of Washington, in the District of Columbia, have invented a certain new and useful Improvement in Center-Marking Devices, of which the following is a specification.

My invention is directed to a device whereby the operation of ascertaining and marking the centers of balusters and other articles to be turned or worked in a lathe is facilitated. To this end I provide a V-trough the longitudinal sides of which are at right angles with each other, and at one end of said trough I provide a vertically-adjustable spur or marker movable in a straight line, which bisects the angle formed by the meeting sides of the V-trough. To use this device for marking the centers of balusters, for instance, I proceed as follows: The wood from which the balusters are made is first cut, as usual, into squared sticks of a given size and length, as required. I take one of these sticks and first ascertain and mark on one of its ends the center in any customary way—as, for instance, by drawing lines across the ends between diagonally-opposite corners of the stick, the point of their intersection being the center. I then take this stick, place it in the trough, run its marked end up close to the spur or marker, and then adjust the latter until it stands directly opposite to the center point on the end of the stick. The spur or marker is thus adjusted, and all that it is necessary now to do is to put the sticks one after the other in the trough, so that they fit in the latter, and then push them up against the spur or marker. The effect of this operation is to indent or otherwise mark the end of the stick at the center point. The sticks can then be readily applied to the lathe, the chuck-center being placed at the marked point on the end of the stick.

In the accompanying drawings, Figure 1 is a front elevation of the device. Fig. 2 is a lon-

gitudinal central section of the same. Fig. 3 is a section on line 3 3; Fig. 2.

The V-trough, hereinbefore referred to, is shown at A. It is of any convenient length, and at one end is closed by a vertical end plate, B, which rises above the trough, and has formed vertically and centrally in it a guide-way, *a*, to receive a slide, *b*, which carries a spur or marker, *c*, of any convenient or desired kind. The marking-point of the spur or marker is placed in a vertical line, which bisects the angle formed by the sides of the trough. The slide is vertically moved and adjusted by an adjusting-screw, *d*, held in the end plate, B, and passing through and engaging the slide. On the back of the end plate is a tail-piece, B', by means of which it can be fastened to a table, bench, or other support, this being conveniently accomplished through the instrumentality of one or more set-screws or bolts passing through the tail-piece into the table or bench.

The manner in which the device is to be used has been hereinbefore described, and does not require further explanation here.

Having described my invention and the best way now known to me of carrying the same into effect, what I claim, and desire to secure by Letters Patent, is as follows:

The center-marking device herein described, consisting of a V-trough, an end plate, a vertically-movable spur or marker having its marking-point in a vertical line which bisects the angle formed by the sides of the trough, and means for adjusting and holding said spur or marker, substantially as and for the purposes hereinbefore set forth.

In testimony whereof I have hereunto set my hand this 11th day of December, 1886.

B. FRANK T. BELL.

Witnesses:

EWELL A. DICK,  
MARVIN A. CUSTIS.