

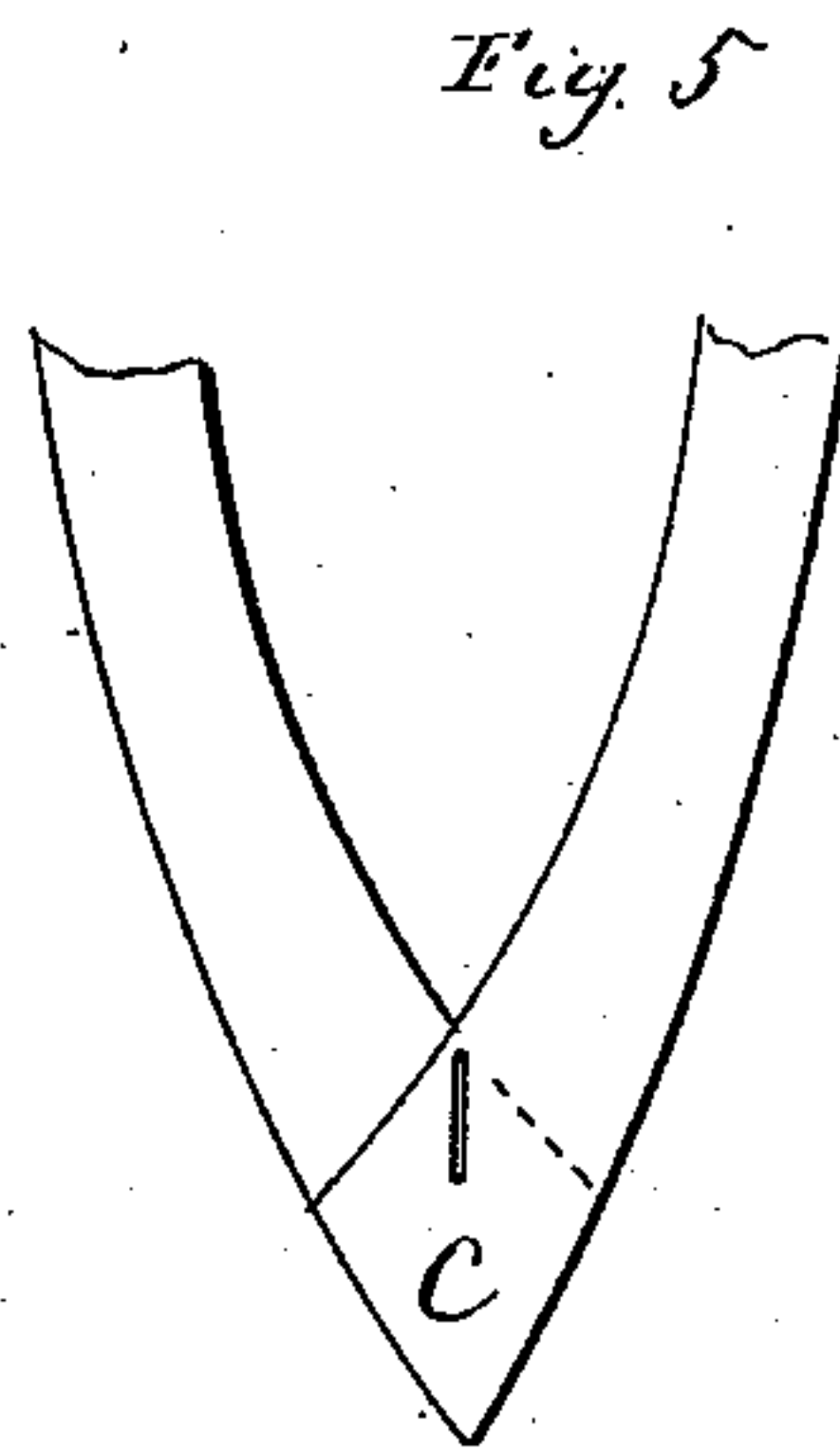

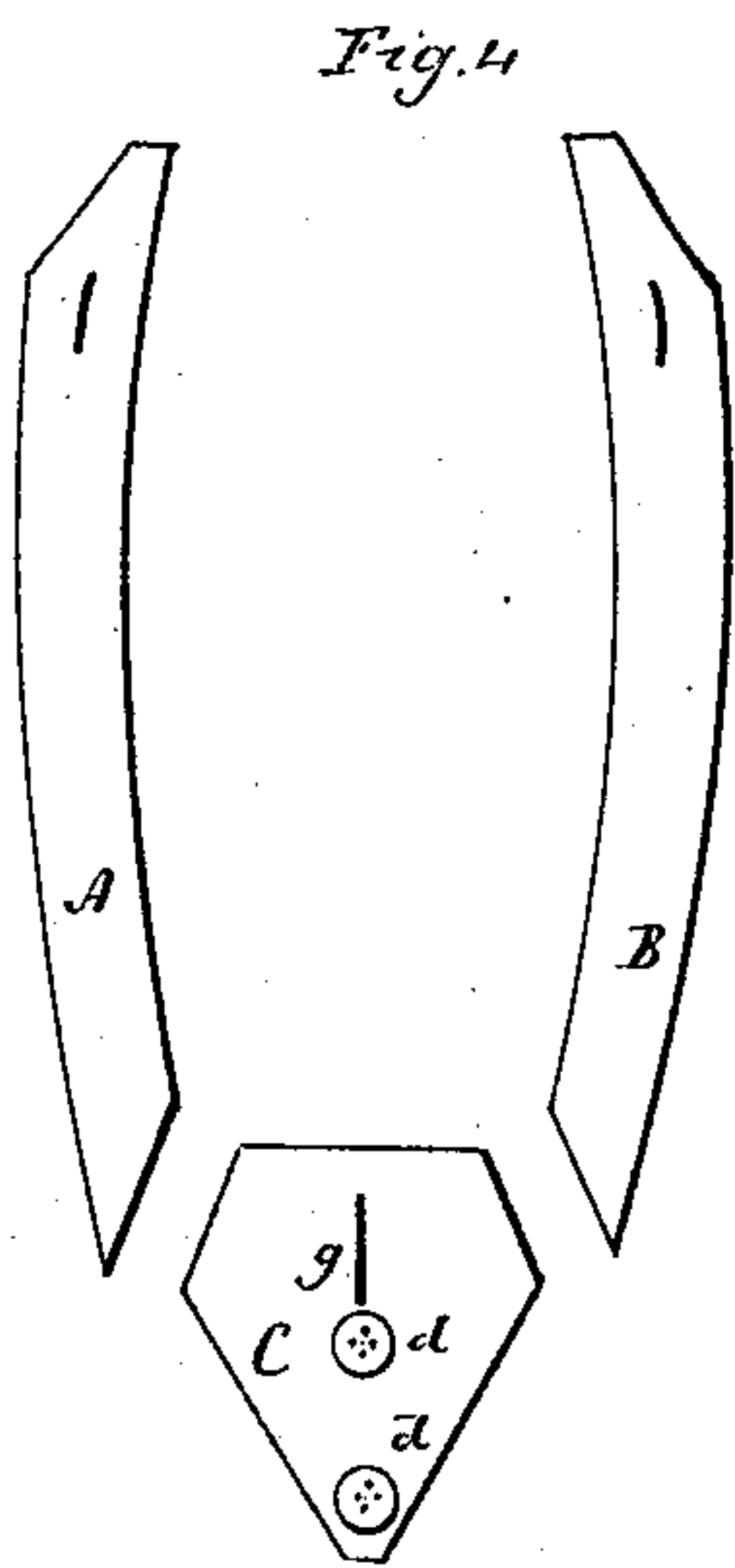
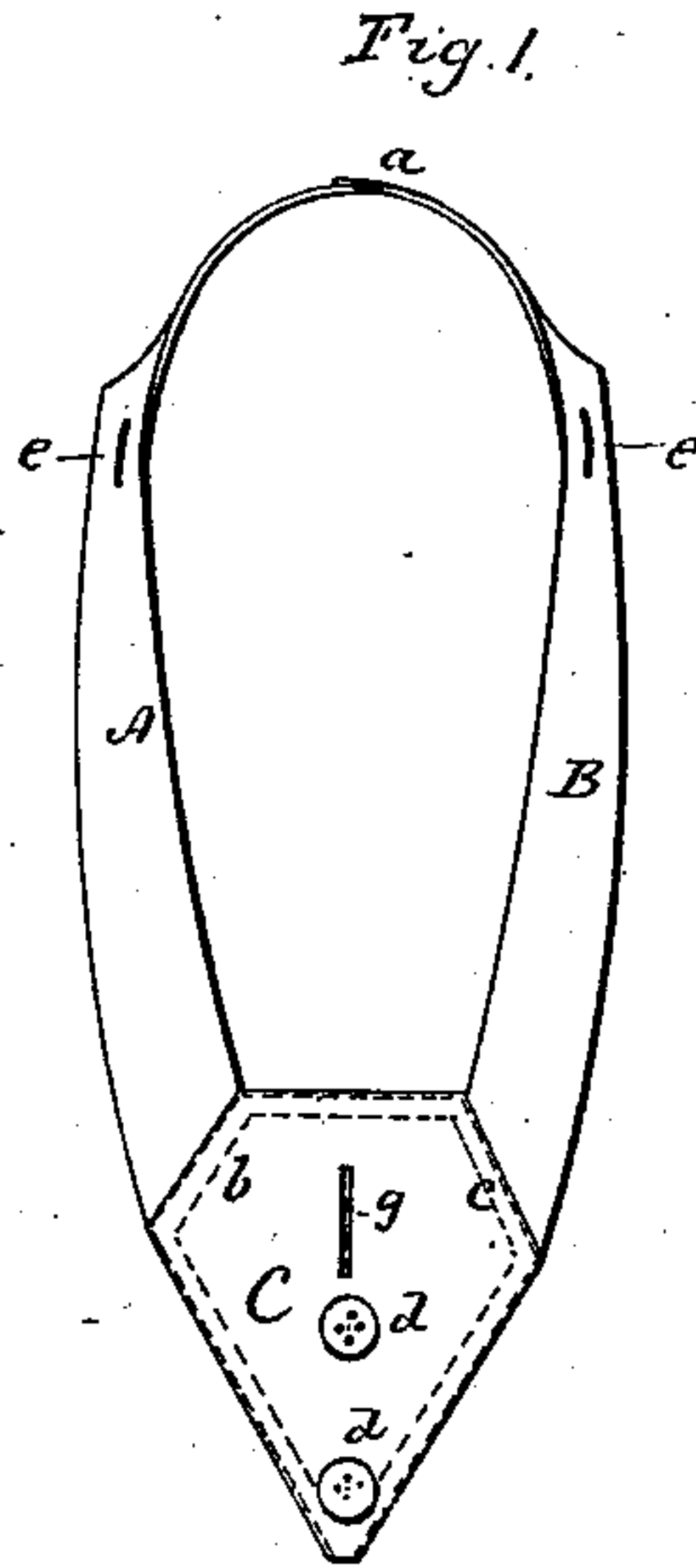
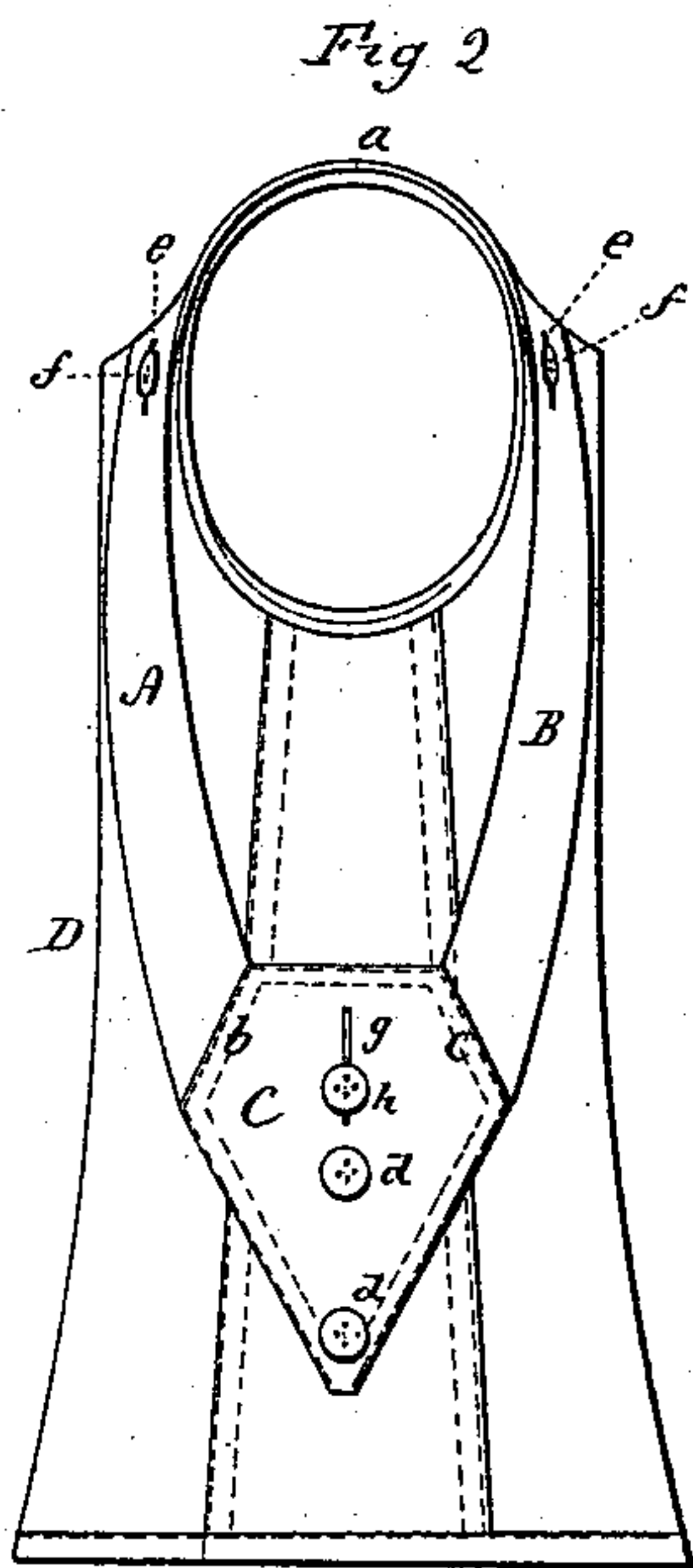
(No Model.)

C. L. OLMSTEAD & A. D. NASON.

GARMENT SUPPORTER.

No. 364,037.

Patented May 31, 1887.



Witnesses,  
J. H. Shumway,  
Fred C. Baker

Chauncey L. Olmstead,  
and Albert D. Nason,  
Inventors.  
By atty.  
John C. Baker

# UNITED STATES PATENT OFFICE.

CHAUNCEY L. OLMSTEAD, OF WEST BROOKFIELD, AND ALBERT D. NASON,  
OF SPRINGFIELD, MASSACHUSETTS.

## GARMENT-SUPPORTER.

SPECIFICATION forming part of Letters Patent No. 364,037, dated May 31, 1887.

Application filed April 4, 1887. Serial No. 233,561. (No model.)

*To all whom it may concern:*

Be it known that we, CHAUNCEY L. OLMSTEAD, of West Brookfield, county of Worcester, State of Massachusetts, and ALBERT D. NASON, of Springfield, in the county of Hampden and State of Massachusetts, have invented new Improvements in Garment-Supporters; and we do hereby declare the following, when taken in connection with accompanying drawings and the letters of reference marked thereon, to be a full, clear, and exact description of the same, and which said drawings constitute part of this specification, and represent, in—

Figure 1, a side view of the attachment complete; Fig. 2, a side view of the same as applied over a waist; Fig. 3, an edge view of the supporter; Fig. 4, the parts of the strap detached; Fig. 5, a modification.

This invention relates to an attachment for underwaists, having for its object to support stockings and other under-garments directly from the shoulder and without bringing any strain upon the waist itself; and it consists in a strap of a shape to lie flat upon the shoulder and extending down at the front and rear, brought together at the side in a vertical plane—that is, a plane at right angles to the plane of the strap over the shoulder—the said strap provided with means for detachably securing it to the waist, as more fully hereinafter described.

A represents the front and B the rear portion of the strap. These are best made in separate pieces, as seen in Fig. 4. The two upper ends are secured together, as at *a*, Fig. 3, and at their lower ends they are secured to a flap, C. This flap is of triangular shape, and the ends of the straps A B are secured to the flap upon opposite sides, as at *b c*, and so that the straps at the junction with the flap lie in the flat plane of the flap, but their two upper ends joined together, as at *a*. The connection, being at substantially right angles to the strap, brings the joint or connection *a* in a plane at right angles to the flap, and so that when applied to the shoulder the strap will lie flat over the shoulder, one strap, A, extending down over the front and the other strap, B, down the back, the flap C lying flat upon the

side of the person at the hip, the straps following the natural curved lines of the body.

The flap D is provided with buttons *d d*, or other fastenings—one or more—to which the stockings, drawers, or other garments may be secured, and, because the strap lies flat upon the shoulder and without positive connection with the garment, the strain in such support comes entirely upon the shoulder and independent of the waist.

D represents the waist, looking from one side. To prevent the possibility of the supporter slipping from the shoulder, we cut in the strap button-holes *e*, preferably one upon the rear of the shoulder and the other upon the front. These button-holes are two or three times the length of an ordinary button-hole for the same button, and on the waist, at points corresponding with the center of the button-hole, we apply buttons *f*, to which the supporter may be secured by common button-holes *e*; but these button-holes are so long that no vertical support is taken by the buttons. They simply serve to hold the supporter to the garment, leaving it independent of the garment as a supporter, the button-holes permitting free play of the supporter and of the garment independent of each other; and, if desirable, a like long button-hole, *g*, may be formed in the flap, and a like button, *h*, secured to the garment; but in any case the button should stand midway the length of the button-hole, so as to leave perfect freedom between the garment and the supporter.

We are aware that supporters have been applied over the shoulders and down to the sides of the person without positive connection with the garment; but in such cases the supporter on one side has been connected to the supporter on the opposite side by straps across the back and front, or both, which cross-straps are an inconvenience and discomfort to the wearer, and do not leave that independence of supporter for the two sides which is necessary for the comfort of the wearer, and which is attained by applying independent supporters such as we have described. These supporters are produced as an article of manufacture and sold in pairs, yet the two supporters forming the



pair are identical in shape, and not rights and lefts.

While we prefer the button-holes as the best means for removably securing the supporter to the garment, any suitable supporter may be employed which will give the supporter the play and independence of the garment which we have described.

While we prefer to form the flap as an independent part of the straps, it may be formed as an integral part of the straps, as seen in Fig. 5, the two straps brought together at the bottom in the triangular shape. We therefore do not wish to be understood as limiting the invention to making the flap C as an independent part of the straps A B.

In some cases it may be desirable in the manufacture of waists to apply the supporters to the waist, so that the waist and supporters will be sold together; but in that case care must be taken to make the connection between the supporters and the waist as we have described, so as to leave the two free for vertical play, each independent of the other.

We claim—

1. As an article of manufacture, the herein-described garment-supporter, consisting of the straps A B, joined at their upper ends, the

said straps united at their lower end in a flap, C, the plane of the said flap and the plane of the connection over the shoulders being at right angles to each other, the said straps constructed for removable attachment to the garment near the shoulder, the said attachment being adapted to leave free and independent play between the supporter and the garment, substantially as described.

2. In combination with an underwaist, substantially such as described, a supporter at each side consisting of straps joined over the shoulder and extending down one at the front and the other at the rear of the shoulder, brought together at the hip in a flap, C, the plane of the flap and the plane of the connection over the shoulders being at right angles to each other, the said straps and waist constructed with an attaching device adapted to permit vertical movement of one independent of the other, substantially as described, and whereby said supporter is removable from the waist.

CHAUNCEY L. OLMSTEAD.  
ALBERT D. NASON.

Witnesses:

CHAS. L. LONG,  
JENNIE C. OLMSTEAD.