

(No Model.)

W. S. ARMSTRONG.

BRACKET HOOK FOR CAGE PROTECTORS.

No. 363,879.

Patented May 31, 1887.

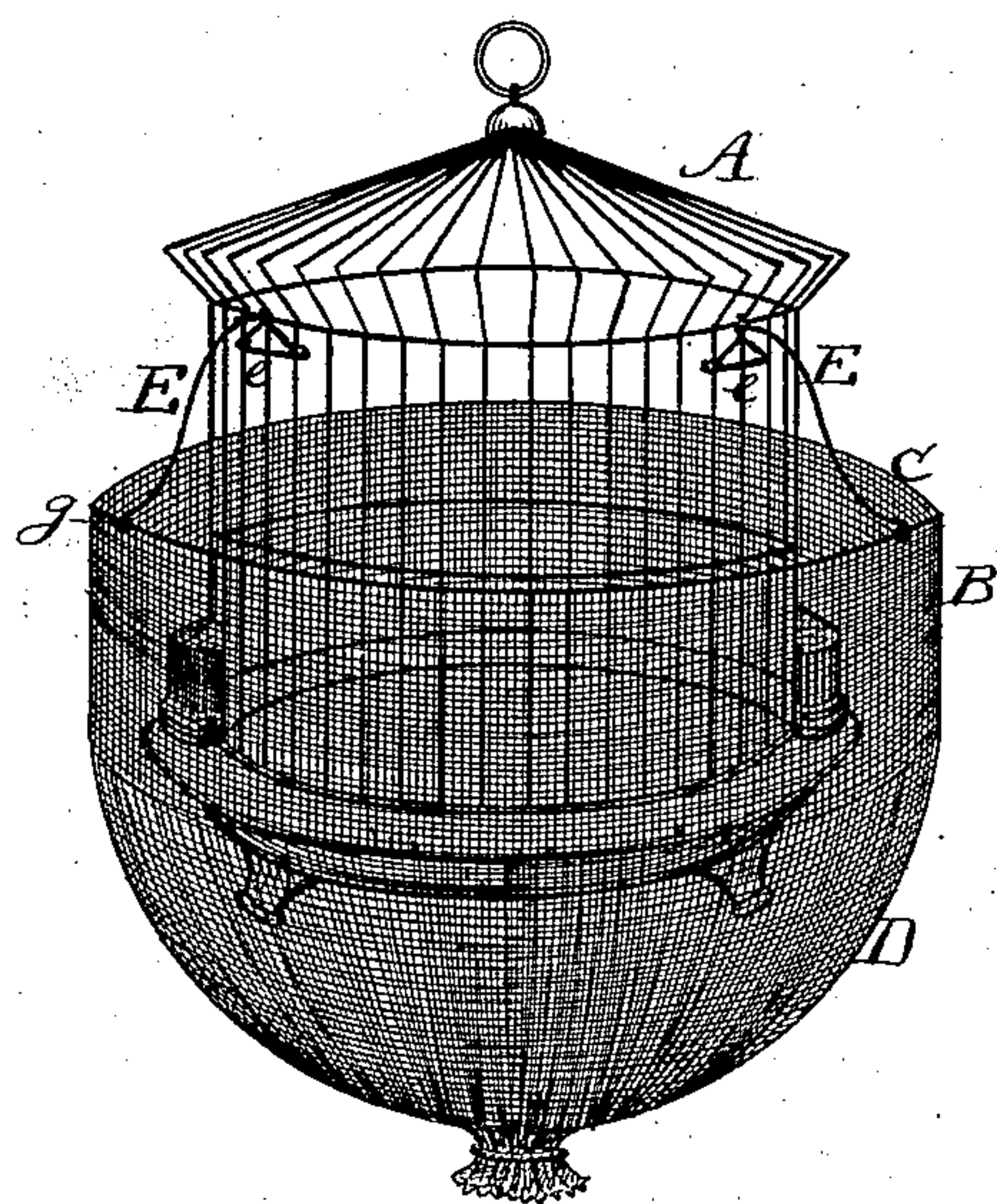
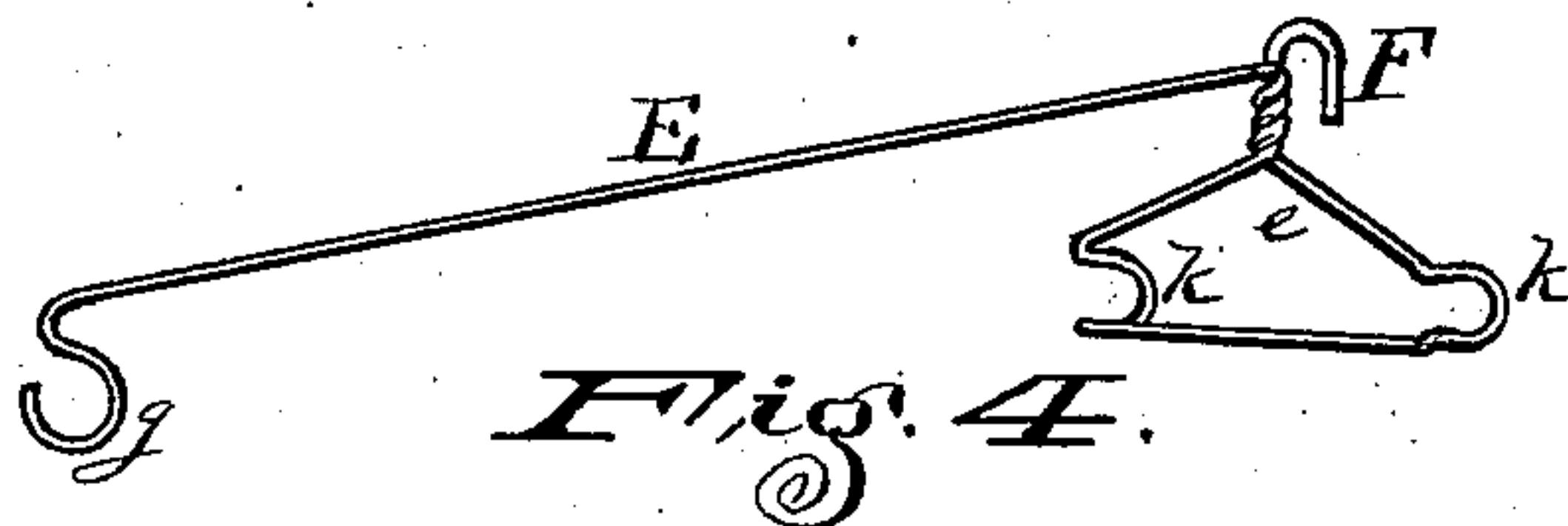
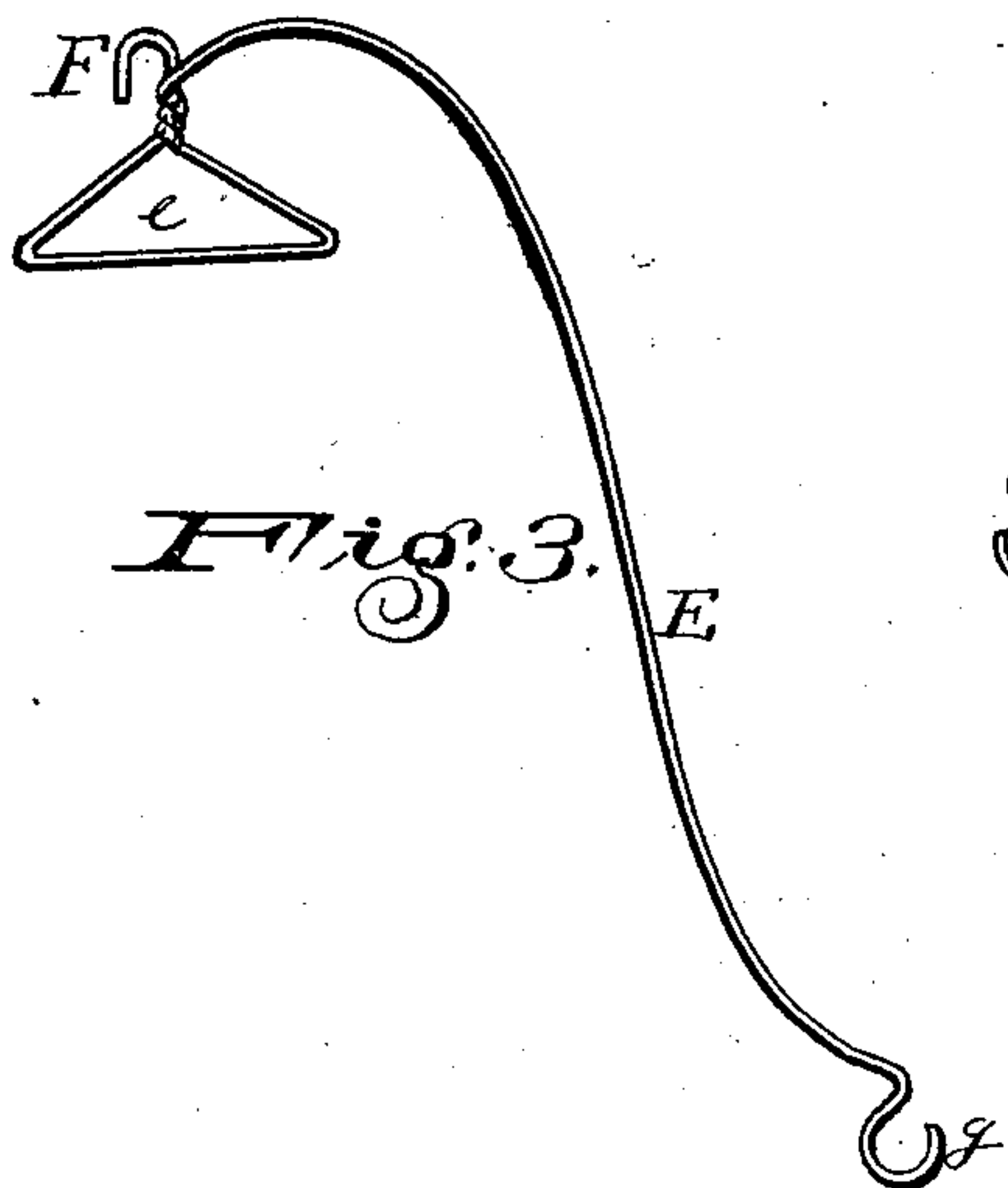


Fig. 1.

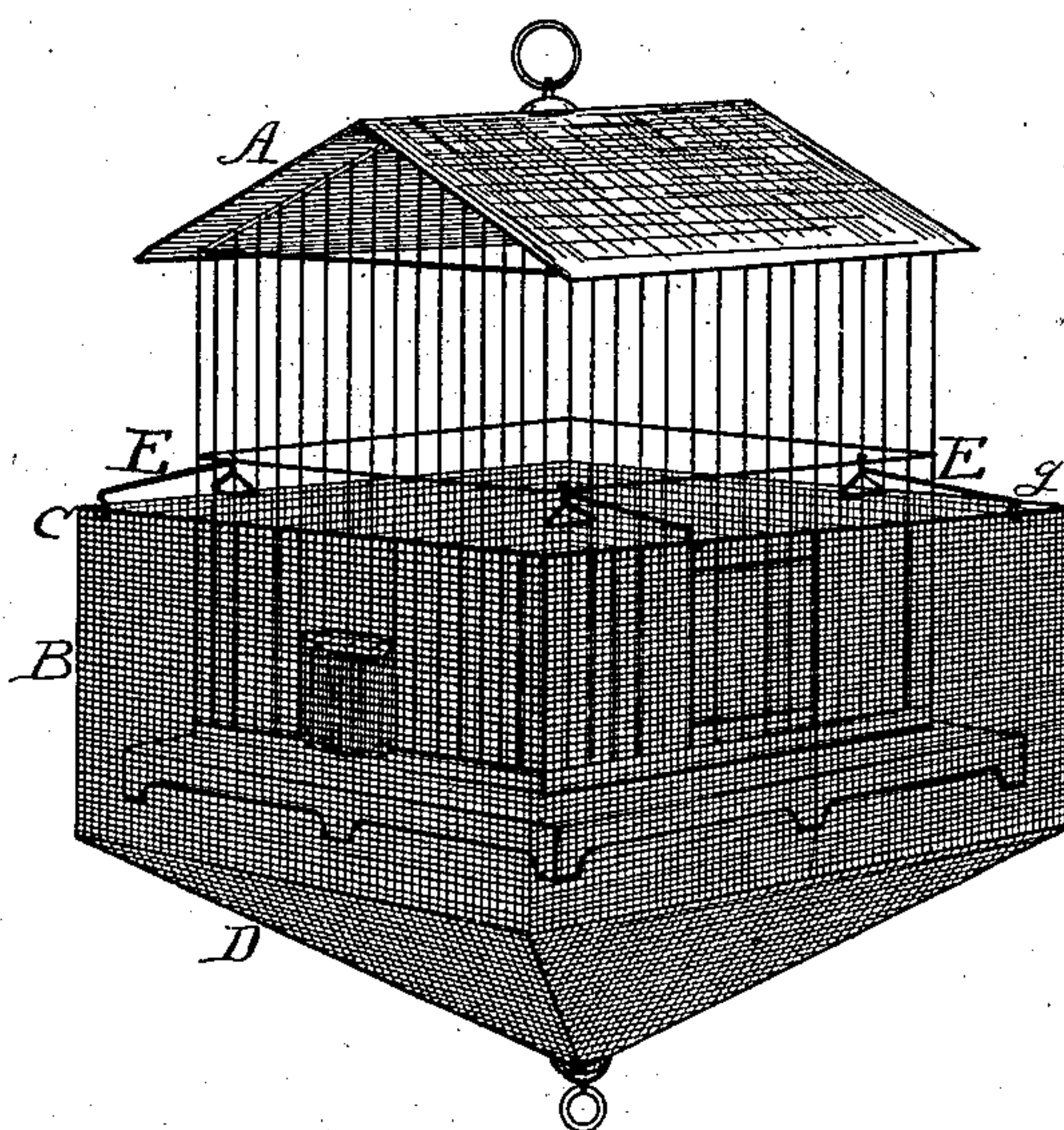


Fig. 2.

Witnesses,

Flavel Bingham  
Chas H. Kutz

Inventor,

Wesley S. Armstrong  
per Geo W. Fitts atty

# UNITED STATES PATENT OFFICE.

WESLEY S. ARMSTRONG, OF CLEVELAND, OHIO.

## BRACKET-HOOK FOR CAGE-PROTECTORS.

SPECIFICATION forming part of Letters Patent No. 363,879, dated May 31, 1887.

Application filed September 1, 1886. Renewed April 13, 1887. Serial No. 234,642. (No model.)

*To all whom it may concern:*

Be it known that I, WESLEY S. ARMSTRONG, of Cleveland, in the county of Cuyahoga and State of Ohio, have invented certain new and useful Improvements in Bracket-Hooks for Cage-Protectors, of which the following is a specification.

This invention relates to protectors for bird-cages; and it consists of an improved bracket suspension rod and hook for sustaining the protector, forming the subject of my Patent No. 341,540 of May 11, 1886, the object being to provide a neat detachable device readily applied for supporting the protector at an equal distance around the cage.

In the accompanying drawings, Figure 1 is a perspective view of a round cage having the protector supported by the aforesaid bracket rods and hooks. Fig. 2 is a perspective view of a square cage, showing the same. Figs. 3 and 4 represent two forms of the bracket-rods full size and detached.

A represents a bird-cage, and B the protector consisting of a band or hoop, C, having attached a suitable sack or skirt, D, of lace or wire-cloth. These form the principal features of my aforesaid patent.

E is a rod, which may be made of any suitable material, but preferably of wire, straight or curved, as shown, one end of which is bent and twisted to form a bracket, *e*, and hook F, and on the opposite end a hook, *g*.

In Fig. 3 the bands of the bracket are seen turned backward at *k k* to form side hooks, which embrace the wires of the cage, as seen at *x*, Fig. 1, to hold the bracket steady. The hook *g* is caught in holes in the band C. These bracket rods and hooks are adapted to hook onto either the upper or middle bands of the bird-cage, and form a neat convenient support for the protectors, and hold the protector outward from the cage equidistant therefrom and without swinging.

Having described my invention, I claim—

The combination, with the cage A and the protector B, having hoop or band C, of the bracket-rod E, having the bracket *e*, and hooks F and *g* for supporting the protector upon the cage, all constructed substantially as described and shown.

WESLEY S. ARMSTRONG.

Witnesses:

GEO. W. TIBBITTS,  
M. G. NORTON.