

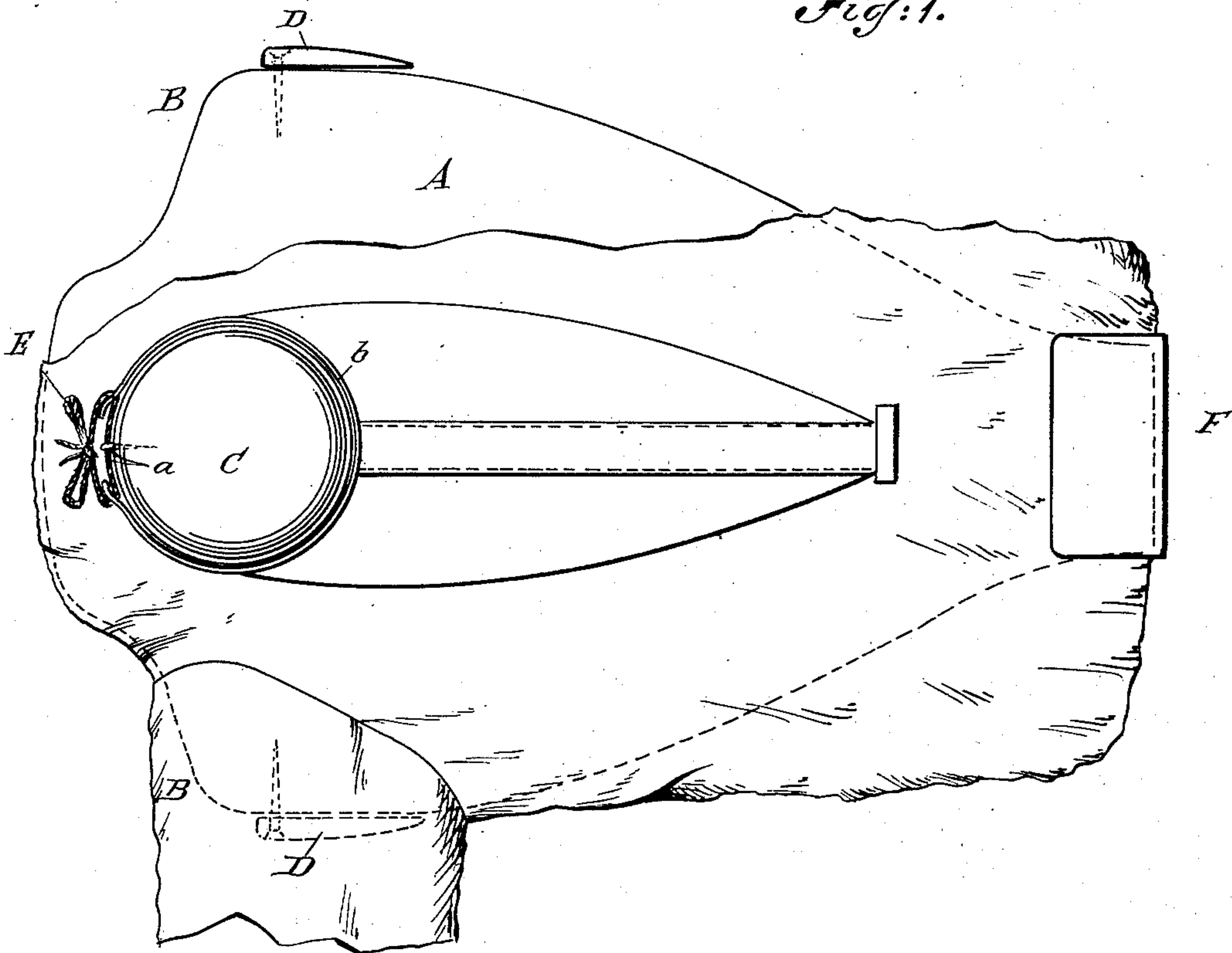
(No Model.)

H. B. MAVIS.  
IRONING BOARD.


No. 363,527.

Patented May 24, 1887.

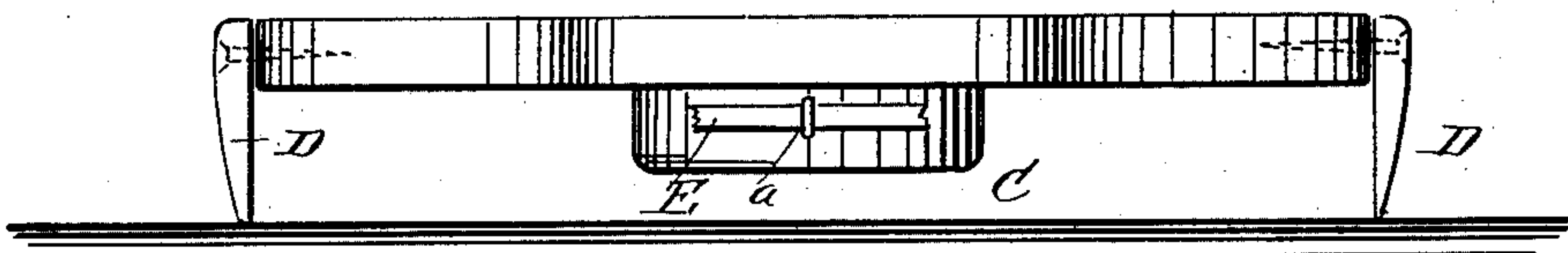
*Fig: 1.*



*Fig: 2.*



*Fig: 3.*



WITNESSES:

*Chas. Vida*  
*W. Sedgwick*

INVENTOR:

*H. B. Mavis*

BY

*Munn & Co*

ATTORNEYS.

# UNITED STATES PATENT OFFICE.

HARRIET B. MAVIS, OF BURLINGAME, KANSAS.

## IRONING-BOARD.

SPECIFICATION forming part of Letters Patent No. 363,527, dated May 24, 1887.

Application filed January 21, 1887. Serial No. 225,018. (No model.)

*To all whom it may concern:*

Be it known that I, HARRIET B. MAVIS, of Burlingame, in the county of Osage and State of Kansas, have invented a new and Improved  
5 Ironing-Board, of which the following is a specification, reference being had to the annexed drawings, forming a part thereof, in which—

Figure 1 is a plan of my improved ironing-board, a shirt being in position thereon. Fig.  
10 2 is a side elevation showing the legs folded; and Fig. 3 is an end view from the rear, showing the legs unfolded.

Similar letters of reference indicate corresponding parts in all the views.

The object of my invention is to provide an ironing-board for holding a shirt while its front and back are being ironed.

My invention consists in the construction  
20 and arrangement of parts, as will be hereinafter fully described and claimed.

The board A, forming the body of the ironing-board, is provided with shoulders B, and upon the face thereof is secured a circular  
25 boss, C, in position to receive the neckband of the shirt. To opposite edges, near the shoulders B, are pivoted legs D, for supporting the board when it is reversed for ironing the back of the shirt. To the back of the boss C is secured a cord, E, by means of a staple, *a*, the  
30 said tie being designed for insertion in the rear button-holes of the neckband for securing the neckband in position upon the boss C.

To the narrower end of the ironing-board is  
35 fitted a clamp, F, consisting of a plate of metal bent twice at right angles, giving it a U shape, the distance between the arms of the plate be-

ing sufficient to receive between them the board and the portions of the shirt surrounding the narrower end thereof.

In use the board A is slipped into the shirt, and the neckband *b* of the shirt is placed around the boss C, and secured by passing the ends of the cord E through the button-holes thereof  
40 and tying it. The lower part of the shirt is folded around the narrower end of the board A, and secured in place by the clamp F. The front of the shirt and the neckband are ironed while the legs D are folded parallel with the  
45 edges of the board, and when it is desired to iron the back of the shirt the board is reversed and the legs D are turned down, as shown in Fig. 3, thus supporting the board firmly while  
50 the back of the shirt is ironed. The sleeves of the shirt are ironed after the removal of the shirt from the board.

Having thus fully described my invention, I claim as new and desire to secure by Letters Patent—

The reversible ironing-board A, having the  
50 shoulders B, the circular boss C on the upper face of the board, between the shoulders, the cord E, secured to the boss for engaging the button-holes of a shirt-band, and the legs D, pivoted to the outer edges of the shoulders  
65 and folding outward beyond the plane of the face of the boss C, to support the board when reversed, and a clamp at the end of the board opposite the boss, substantially as set forth.

HARRIET B. MAVIS.

Witnesses:

WM. R. FULKS,  
A. B. CADY.