

(No Model.)

A. E. LIPP.

ARTIST'S MAUL PICTURE HOLDER.

No. 363,525.

Patented May 24, 1887.

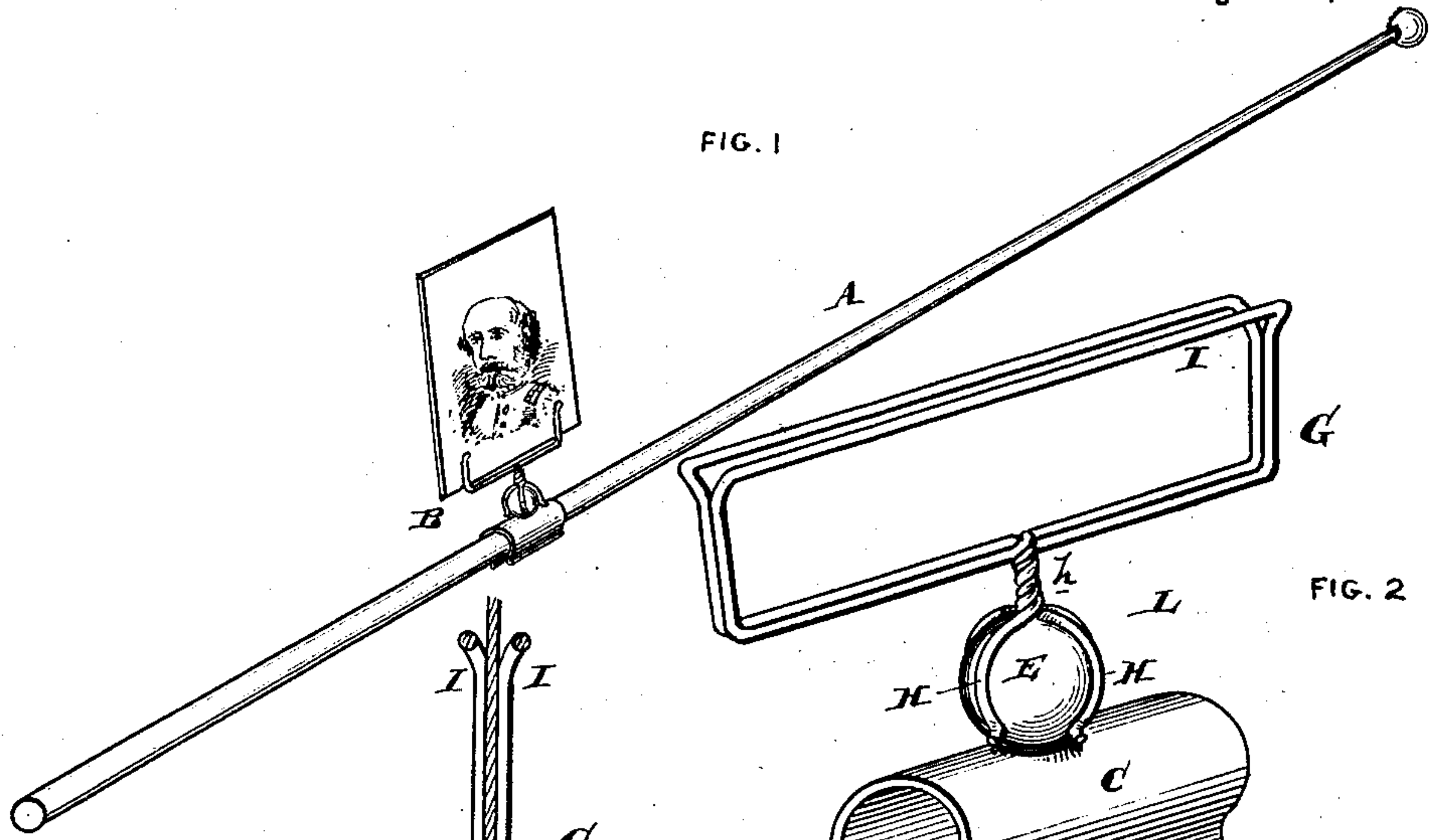


FIG. 1




FIG. 2

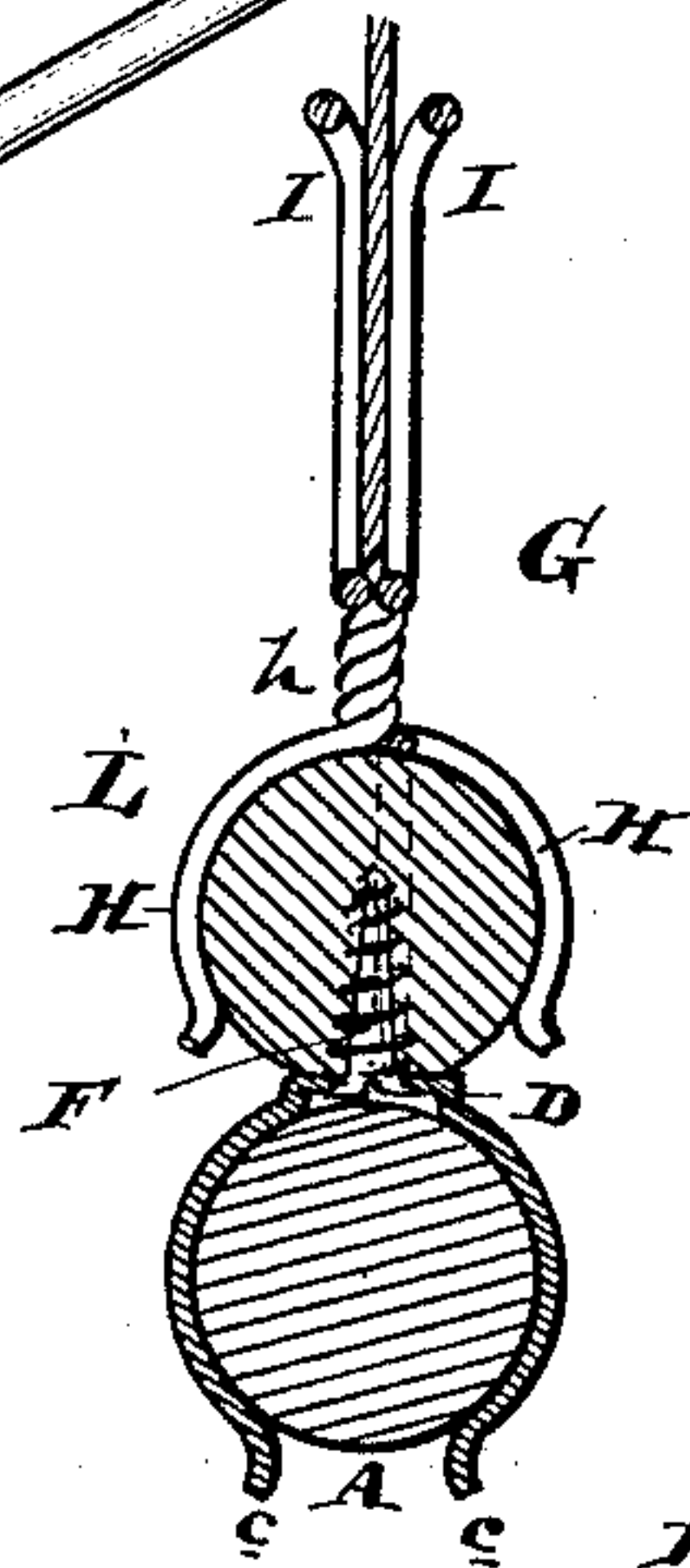


FIG. 3

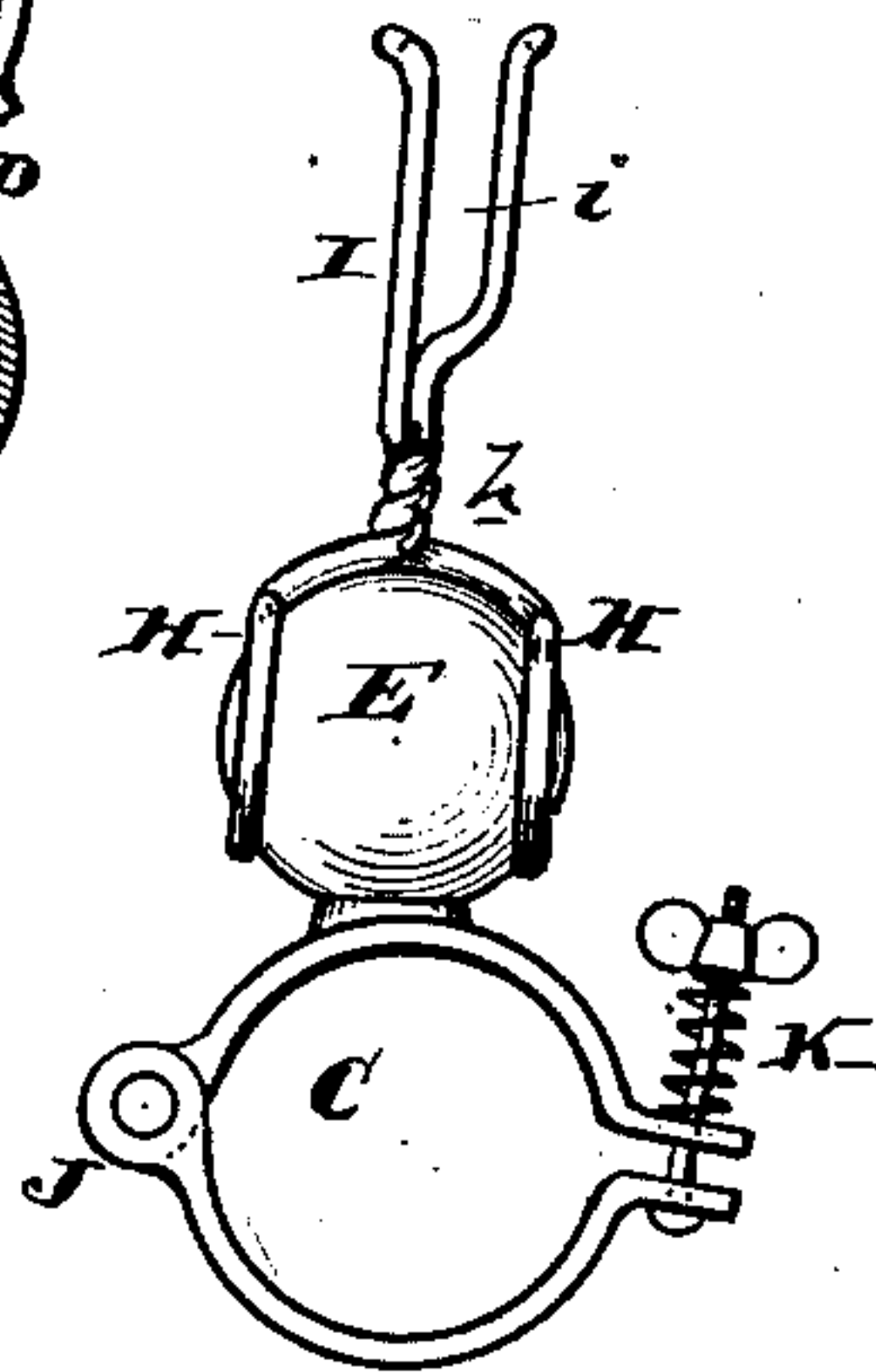


FIG. 4

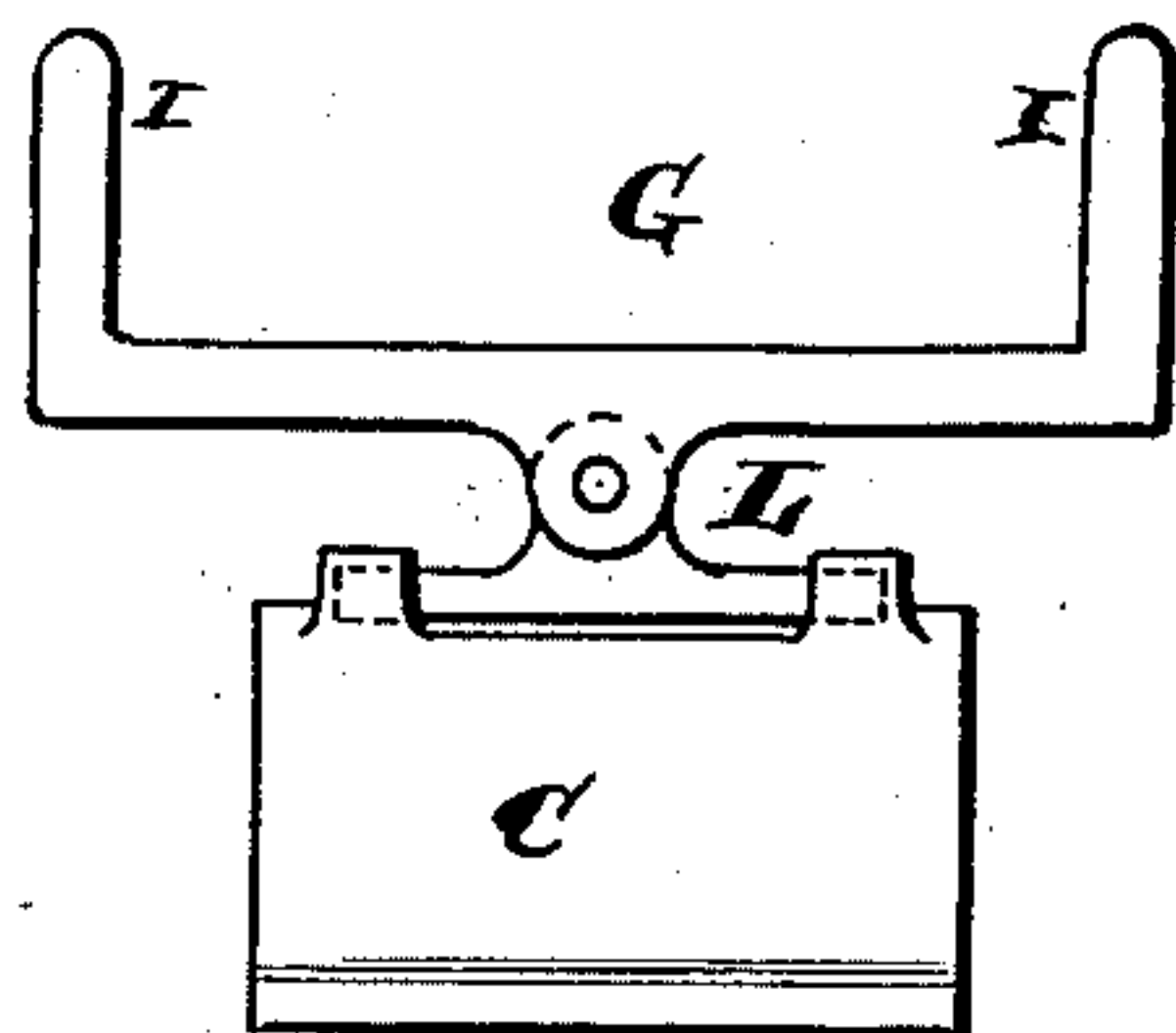


FIG. 5

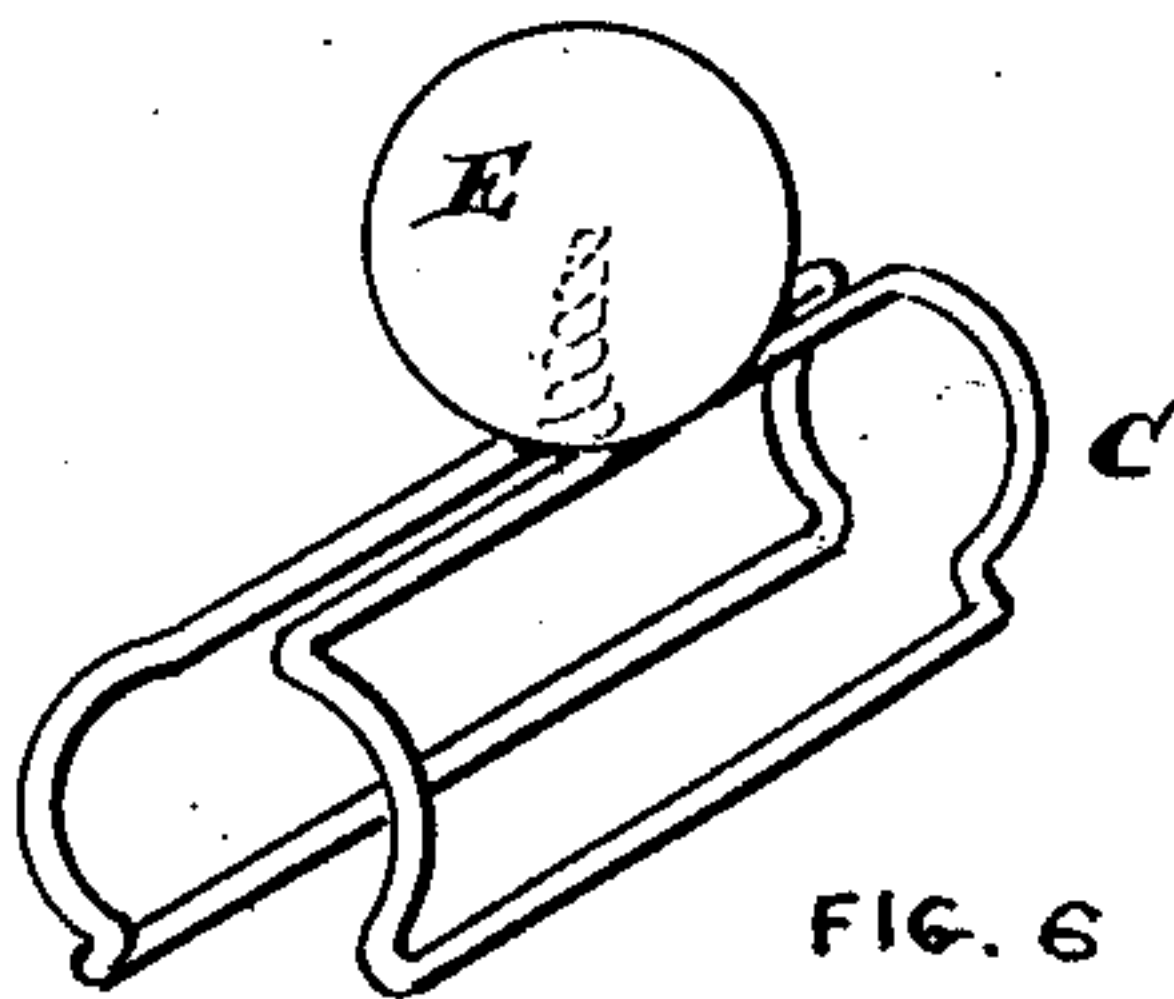


FIG. 6

Attest
E. M. Buckinreed,
E. M. Dermott.

Inventor
Albert E. Lipp
By *W. A. Lipp*

W. A. Lipp

UNITED STATES PATENT OFFICE.

ALBERT E. LIPP, OF PHILADELPHIA, PENNSYLVANIA

ARTIST'S MAUL PICTURE-HOLDER.

SPECIFICATION forming part of Letters Patent No. 363,525, dated May 24, 1887.

Application filed May 18, 1886. Serial No. 202,518. (No model.)

To all whom it may concern:

Be it known that I, ALBERT E. LIPP, of the city and county of Philadelphia, and State of Pennsylvania, have invented an Improvement in Artist's Maul Picture-Holders, of which the following is a specification.

My invention has reference to picture-holders for artist's maul sticks; and it consists in certain improvements, all of which is fully set forth in the following specification, and shown in the accompanying drawings, which form part thereof.

I am aware that heretofore easels have been made with a hinged clamp by which the picture may be clamped upon a table or frame and held at any desired angle in one plane, and do not claim such a device. My invention necessitates the use of a universal joint between the clamp for the maul-stick and picture-holder, such universal joint not having been in use, to my knowledge, in any equivalent use.

In carrying out my invention I provide a spring or other clamp adapted to the maul-stick and suited to retain any position upon said stick in which it may be placed, and to this clamp is secured, preferably by a universal joint, a picture, card, or object holder, whereby the card or picture or object from which the artist is copying may be adjusted so as to bring and hold it in the proper position to be viewed while drawing. The universal joint enables the picture to be placed in almost any conceivable position, so that no matter what direction the light may come from the picture may be placed and supported so that the reflected rays are not such as to prevent a clear view of the details of the said picture—a point so necessary to artists, particularly in portrait work.

It is immaterial, so far as my invention is concerned, what the form of this card-clamp may be, or how the joint connection and the maul-clamp are made, as they may be simply hinge-joints, or, what is more preferable, a ball-and-socket connection, such as hereinafter fully set forth.

In the drawings, Figure 1 is a perspective view of a maul-stick having my improved picture-holder applied thereto. Fig. 2 is a perspective view of my improved holder removed from the maul-stick. Fig. 3 is a cross-section

of same and maul stick. Fig. 4 is a side elevation of a modified construction. Fig. 5 is a front elevation of another modification; and Fig. 6 is a perspective view of a modified form of clamp for attachment to the maul-stick.

A represents the maul-stick, and B represents the picture-holder. The picture-holder consists of the maul-stick clamp C and the picture or holder G, the two being connected together by a universal joint or other adjustable connection, L. The maul-clamp C is preferably formed of a piece of spring metal bent into the form of a slotted cylinder, the two free edges, c, being somewhat drawn outward, so as not to scrape the maul-stick.

In place of a spring-metal plate, the clamp may be formed of two plates hinged together, as at J, (see Fig. 4,) and drawn together by an ordinary screw, or a screw and spring, K, as shown; or, again, this clamp may be made entirely of wire, as indicated in Fig. 6; but I prefer the construction shown in Fig. 2.

The picture-clamp G may be made of stamped sheet metal, as indicated in Fig. 5, or, what is more preferable, of bent spring-wire I, as shown in the other figures, and, if desired, the upper portion of this clamp may be separated, as at i, to hold sketch-tablets or objects of greater thickness than an ordinary photograph, for which this device is especially adapted.

The wires which form this picture-clamp may be twisted together at h, near the lower part, and have their free ends bent, as shown in Figs. 2 and 3, to form a socket which snaps upon the ball E, which ball is secured to the maul-clamp C in any suitable manner. It is preferable to make this ball of wood and secure it to the clamp C by an ordinary wood-screw, F, which may be either secured fast to the clamp or put through a hole in the same, and have its head received in a depression, D, so as not to scrape the maul-stick.

In place of making the free edges of the clamp H as shown in Figs. 2 and 3, they may be bent into loops, as shown in Fig. 4, in which case the rounded portion of the ball projects into the loops, and the spring action of the wires holds this picture-clamp in any position upon the ball in which it may be placed.

If desired, the ball may be secured to clamp G and the parts H to clamp C.

In place of the construction of ball-joint herein described, the double hinge shown in Fig. 5 may be used.

I do not limit myself to any particular form of joint, as it may be modified in a large number of ways, and, if desired, it may be dispensed with entirely.

Having now described my invention, what I claim as new, and desire to secure by Letters Patent, is—

1. As a new article of manufacture, an artist's maul picture-holder consisting of a maul-clamp to attach to the maul stick, made to slide longitudinally upon the same, combined with a picture-holder carried by the maul-clamp, substantially as and for the purpose specified.

2. As a new article of manufacture, an artist's maul picture-holder consisting of a spring maul clamp to attach to the maul-stick, combined with a picture holder carried by the maul clamp and joined thereto, substantially as and for the purpose specified.

3. As a new article of manufacture, an artist's maul picture-holder consisting of a maul-clamp to attach to the maul-stick, combined with a picture-holder carried by the maul-clamp and jointed thereto by a universal joint, substantially as and for the purpose specified.

4. The combination of a maul-stick and a

maul-clamp adapted to a maul-stick, with an adjustable picture-holder carried thereby, substantially as and for the purpose specified.

5. The combination of a maul-clamp adapted to a maul-stick with a picture-holder, and a ball-and-socket connection, uniting the clamp and holder and admitting of universal adjustment, substantially as and for the purpose specified.

6. The combination of the spring-clamp C, adapted to a maul-stick and provided with the ball E, and the picture-holder G, formed of bent wire, terminating in clamps H, adapted to clamp the ball, substantially as and for the purpose specified.

7. As a new article of manufacture, an artist's maul picture-holder consisting of a maul-clamp to attach to the maul-stick, combined with a picture-holder carried by the maul-clamp, and having a close jaw for cards and a wide part for sketching-blocks or thick articles, substantially as and for the purpose specified.

In testimony of which invention I hereunto set my hand.

ALBERT E. LIPP.

Witnesses:

R. M. HUNTER,
RICH'D. S. CHILD, Jr.