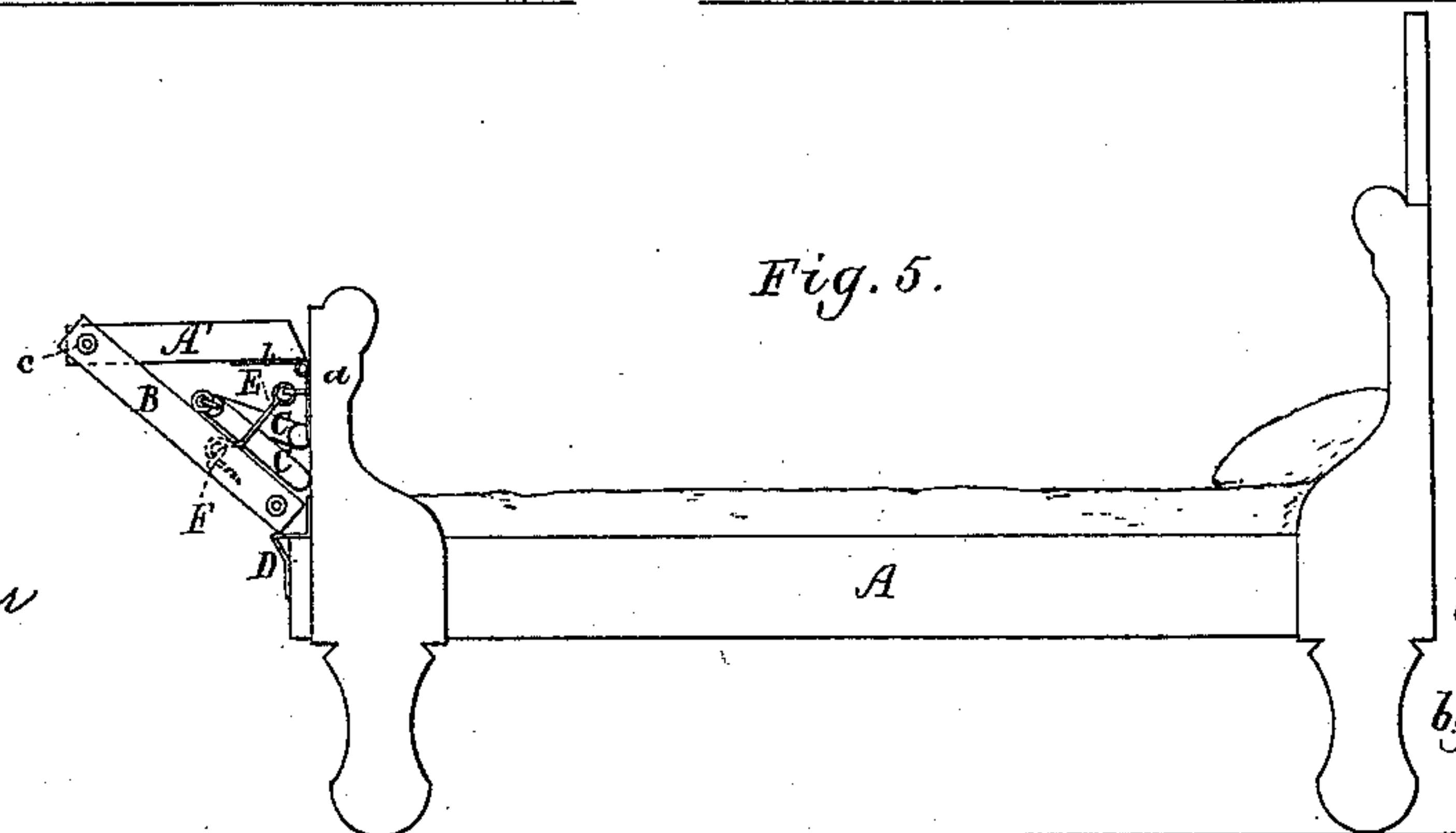
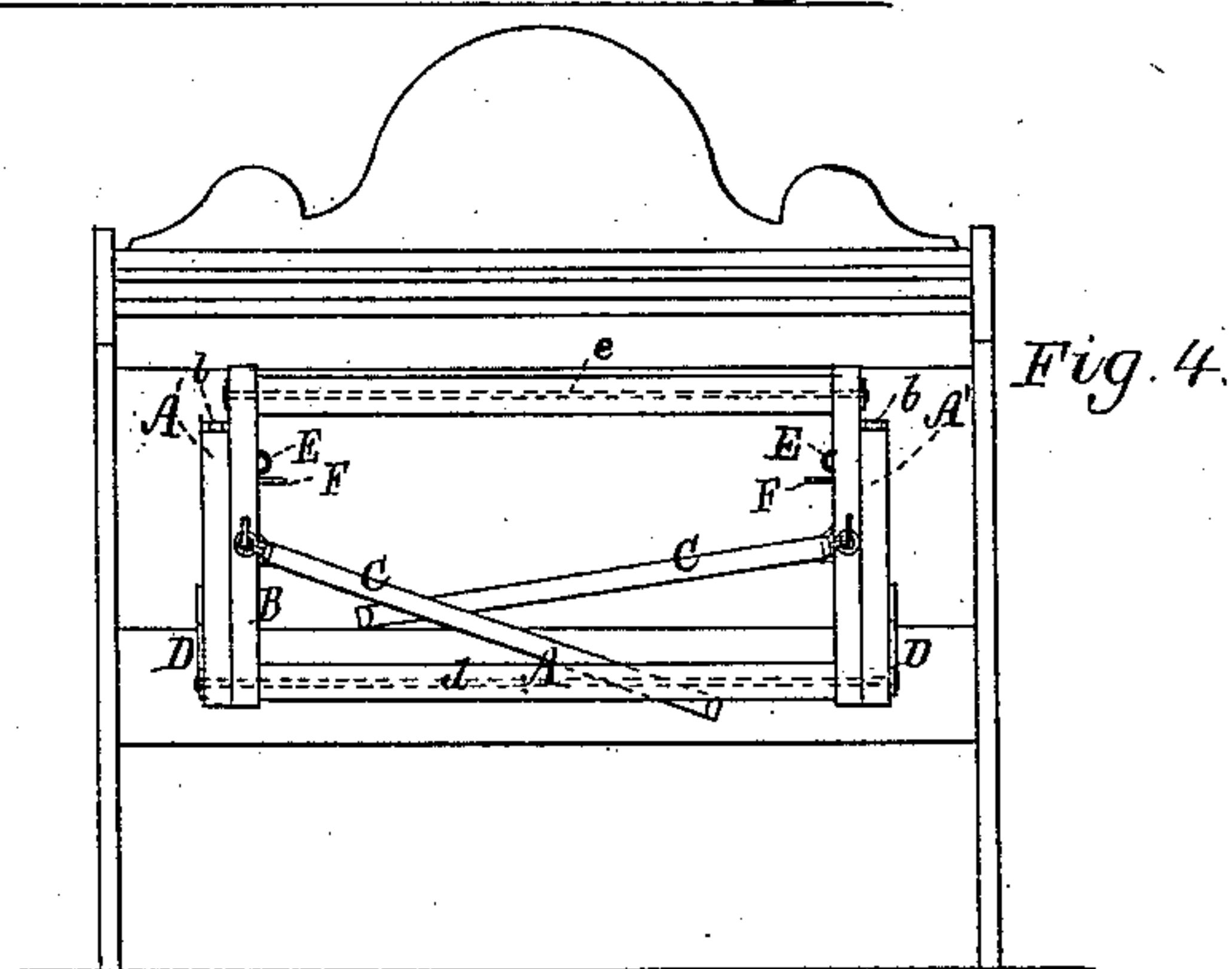
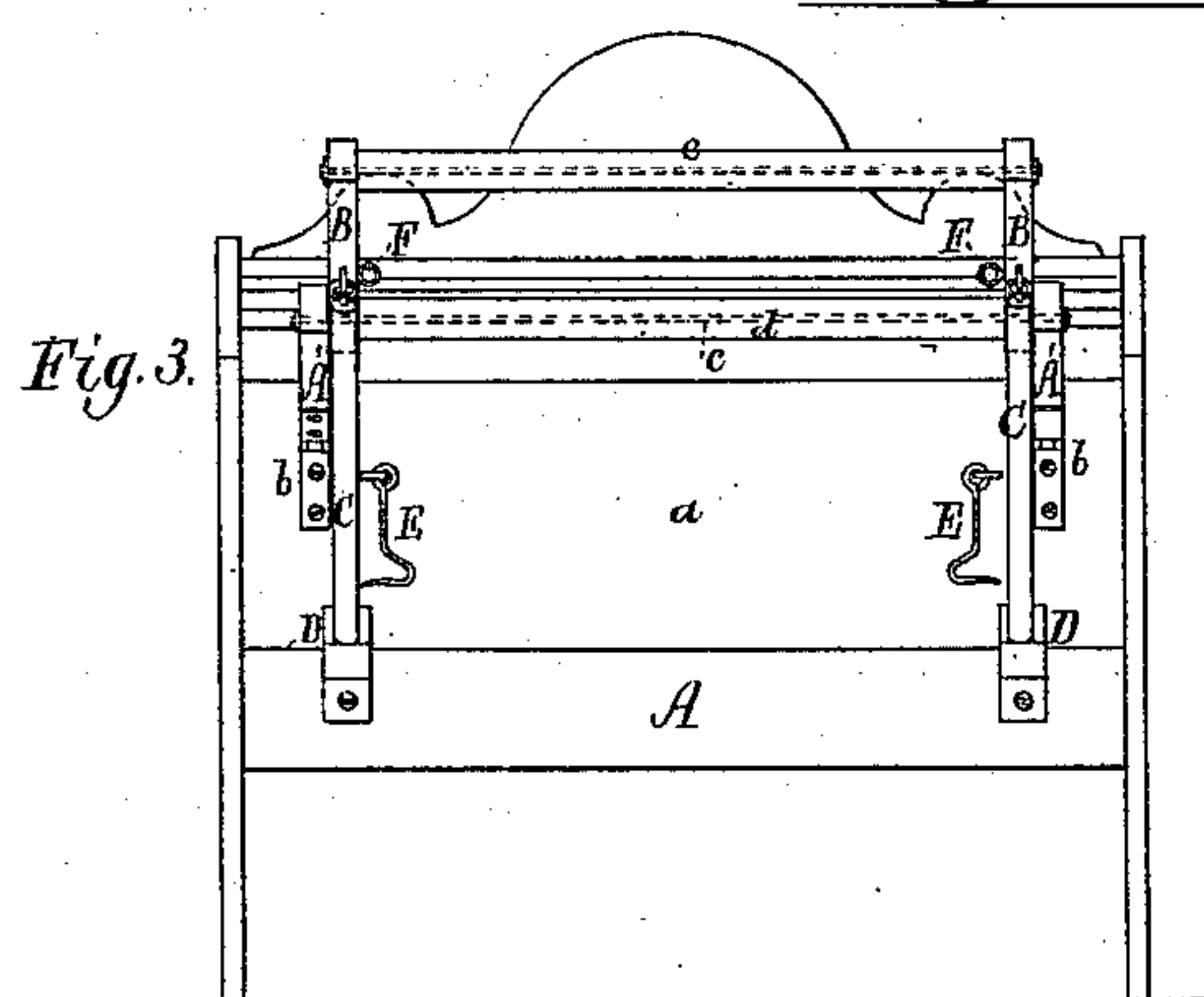
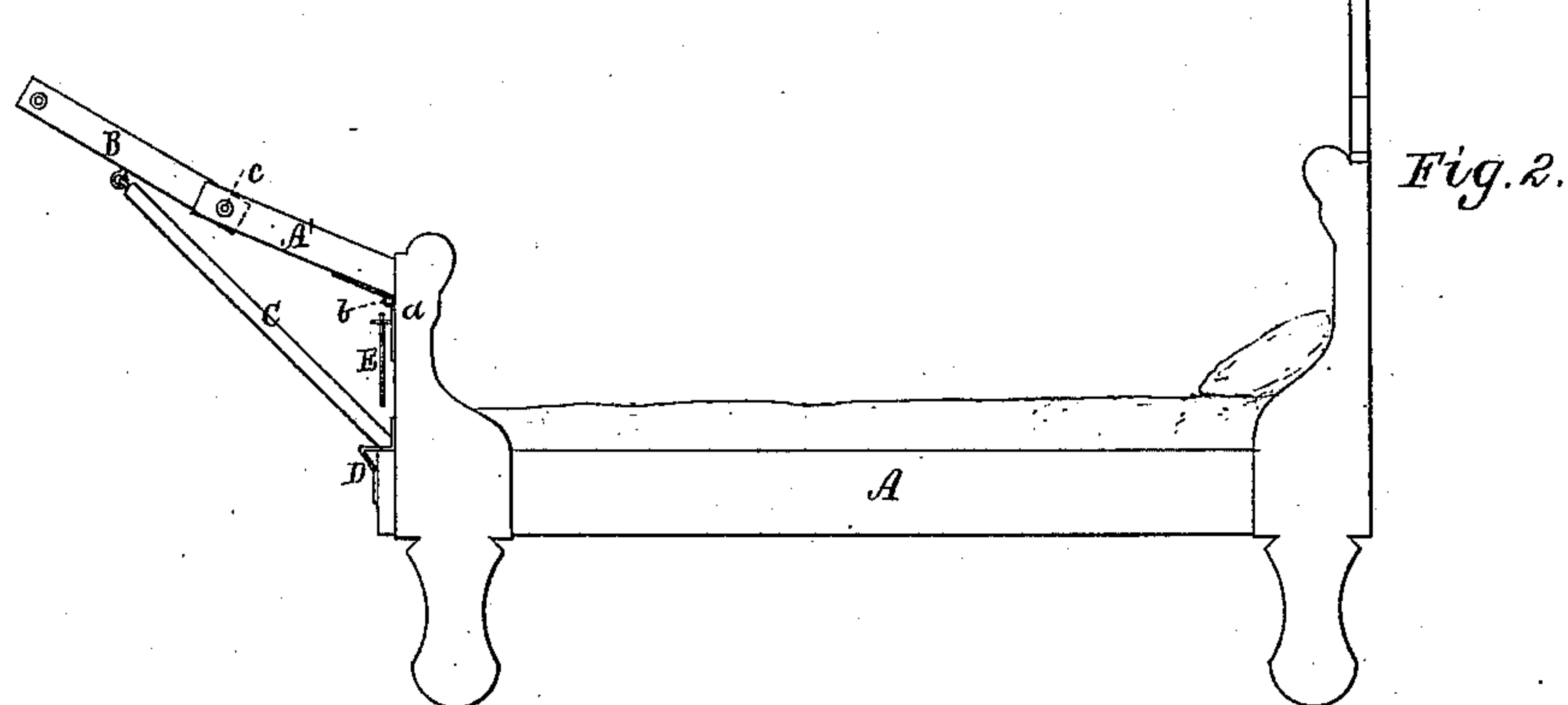



(No Model.)

W. L. DRAKE.  
BEDSTEAD.

No. 362,433.

Patented May 3, 1887.



Witnesses

S. W. Piper

R. B. Torrey,

Inventor,

*Walter L. Drake.*

by NHiley atty

# UNITED STATES PATENT OFFICE.

WALTER LEVITT DRAKE, OF HAMPTON, NEW HAMPSHIRE.

## BEDSTEAD.

SPECIFICATION forming part of Letters Patent No. 362,433, dated May 3, 1887.

Application filed January 20, 1887. Serial No. 224,870. (No model.)

*To all whom it may concern:*

Be it known that I, WALTER LEVITT DRAKE, of Hampton, in the county of Rockingham, of the State of New Hampshire, have invented a new and useful Improvement in Bedsteads; and I do hereby declare the same to be described in the following specification, and represented in the accompanying drawings, of which—

Figure 1 is a top view, Fig. 2 a side elevation, and Fig. 3 a front end view, of a bedstead with a bedclothes-supporter applied thereto and in a condition for sustaining the clothes for the purpose of airing them. Fig. 4 is a front end view showing the supporter in a folded state. Fig. 5 is a side view of the bedstead, showing the bedclothes-supporter in a partially-folded state and engaged with the hooks projecting from the foot-board.

The nature of my invention is defined in the claims hereinafter presented, the purpose of it being to support the bedclothes while they are in the process of being exposed for being aired.

In such drawings, A denotes a bedstead of ordinary construction. To the upper part of the foot-board *a* of such bedstead there is connected by hinges *b b* two arms, A', which near their outer ends are joined by a rod, *c*, extending through them, and a tubular bar, *d*, and two other arms, B, arranged with the said arms A', as represented. The arms B turn freely on the rod *c*, and are kept apart by the said bar *d*, and also by another such bar, *e*, extending between and secured to them near their outer ends. To each of the bars B there is pivoted a strut, C, which at its lower end rests upon a step, D, projecting from the bedstead-frame. Suspended from the foot-board are two hooks, E, to engage with eyes or staples F, projecting inwardly from the bars B, as represented.

When the clothes-supporter is in an un-

folded state, and held therein by the struts, it answers as a means of sustaining the bedclothes for being aired, as they may be turned upward over the foot-board and upon such supporter. It may be held in a partially-folded state, as shown in Fig. 5, by engaging the hooks with the eyes. It renders unnecessary the usual custom of spreading the bedclothes upon chairs for the purpose of airing the said clothes.

I do not claim a bedstead and additions thereto as represented in the United States Patents Nos. 6,884, 15,943, 257,044, and 317,709, as in neither is there found an attachment like mine to a bedstead.

I claim—

1. The combination, with the bedstead, of the bedclothes-supporter, substantially as described, hinged to the foot-board of such bedstead and composed of two sets of arms, their connecting-rods, tubular bars, and struts, with steps projecting from the foot board, essentially as set forth.

2. The bedclothes-supporter, substantially as described, consisting of the two sets of arms, their connecting-rods, tubular bars, and the struts, arranged and combined essentially as set forth.

3. The combination of the bedstead and the hooks and steps extending from its foot-board, with the bedclothes-supporter, substantially as described, applied to such foot-board and consisting of the two sets of arms, their connecting-rods, tubular rods, and struts provided with staples or eyes projecting from the outer set of such arms, the said supporter having its inner set of arms hinged to the bedstead, and all being essentially as represented and for use, as described.

WALTER LEVITT DRAKE.

Witnesses:

R. H. EDDY,  
R. B. TORREY.