

(No Model.)

V. M. MOSEY.

JEAN RACK.

No. 362,392.

Patented May 3, 1887.

Fig. 1.

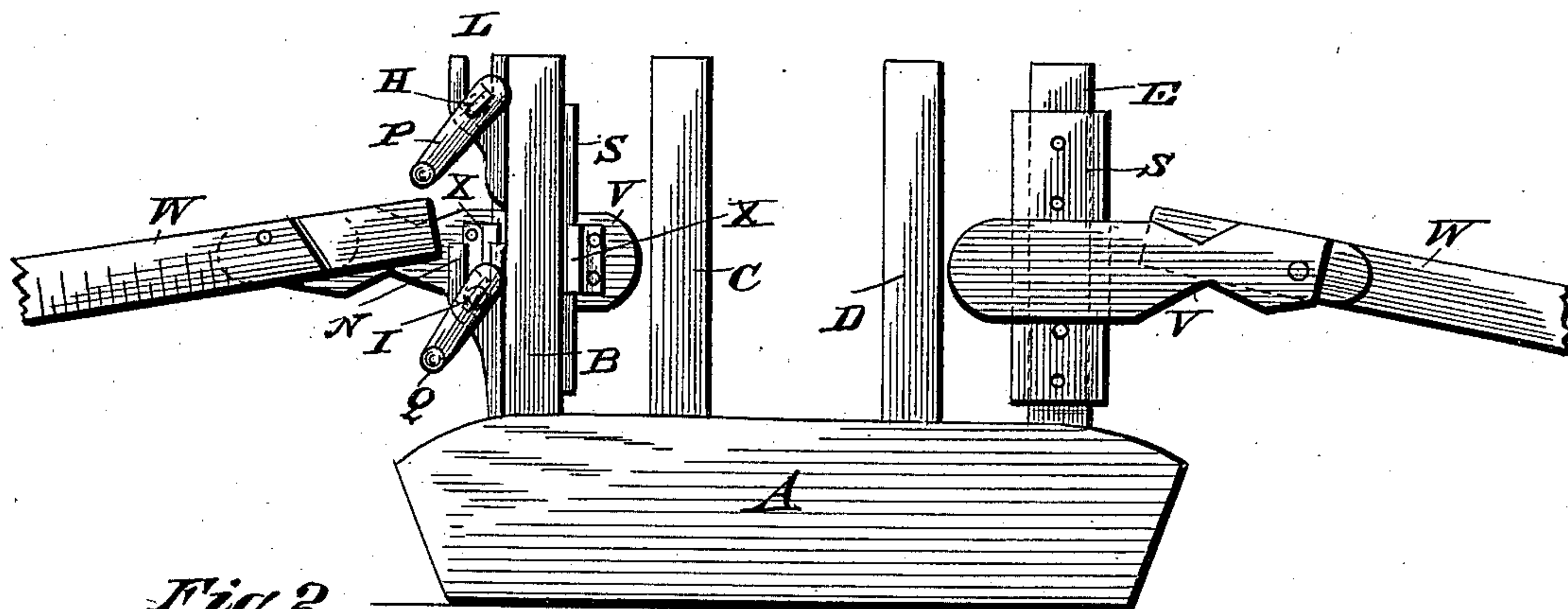


Fig. 2.

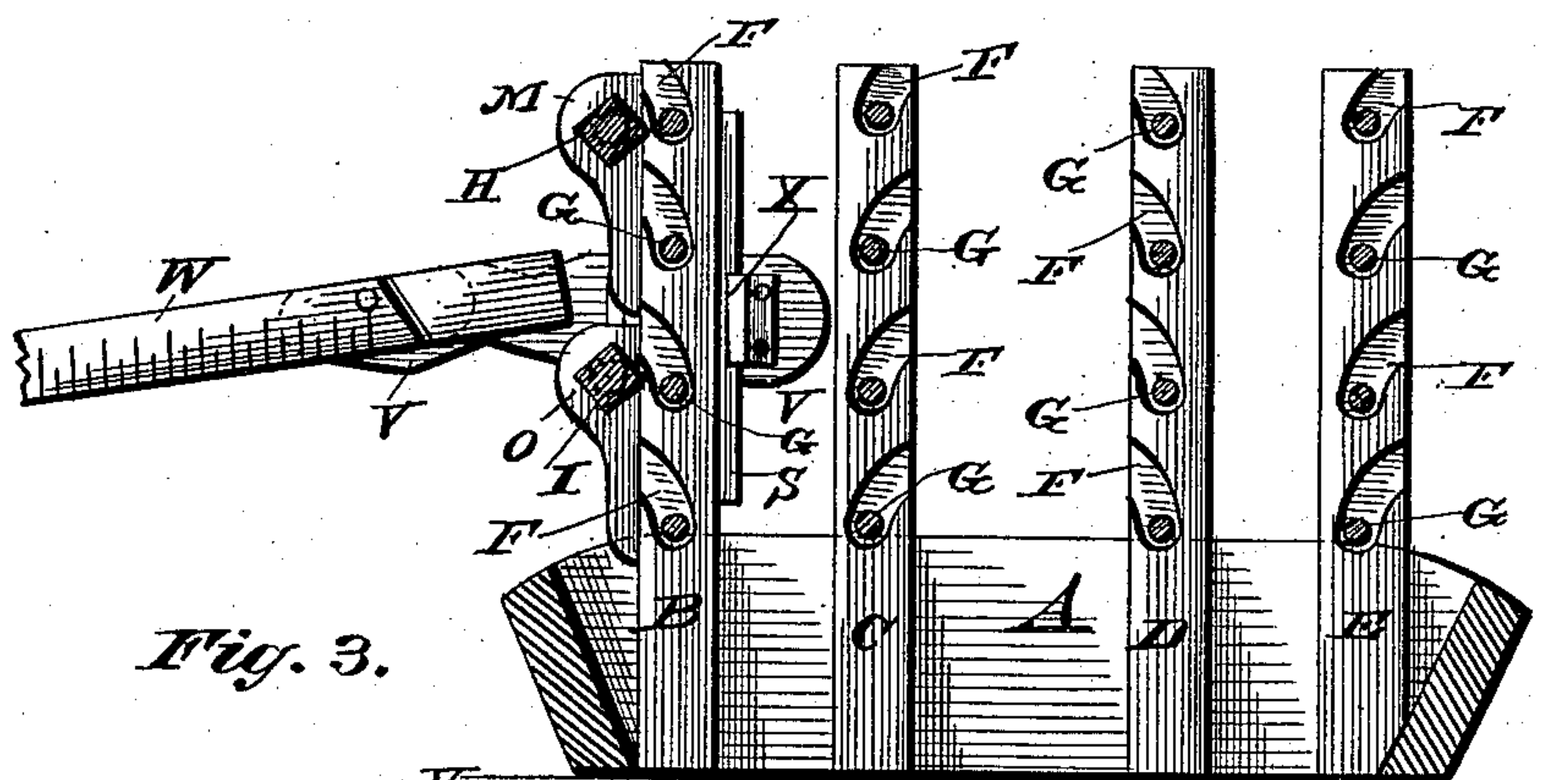


Fig. 3.

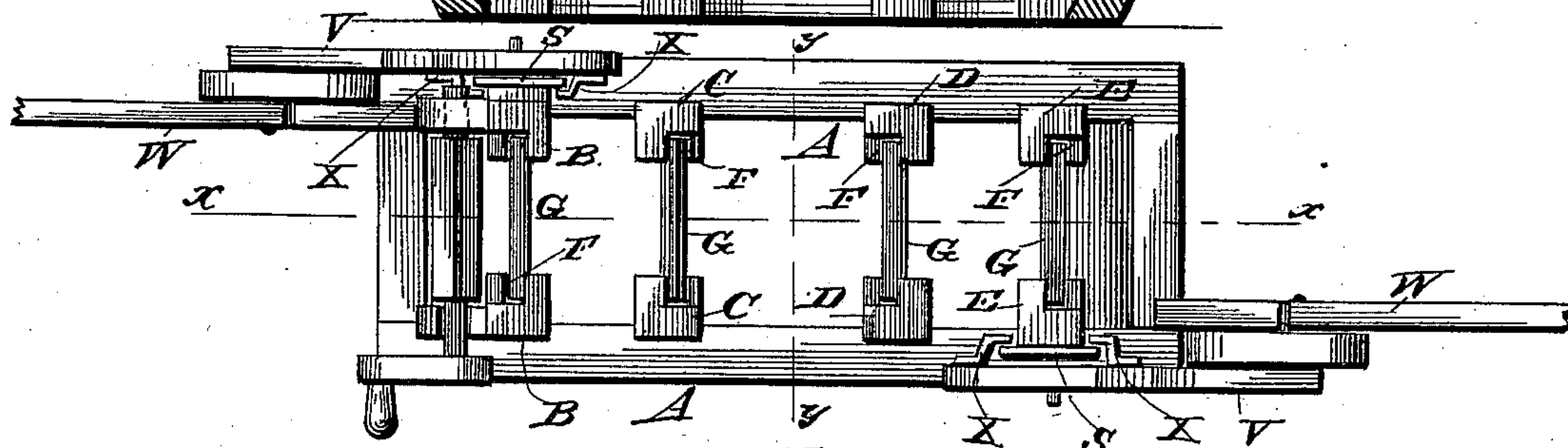
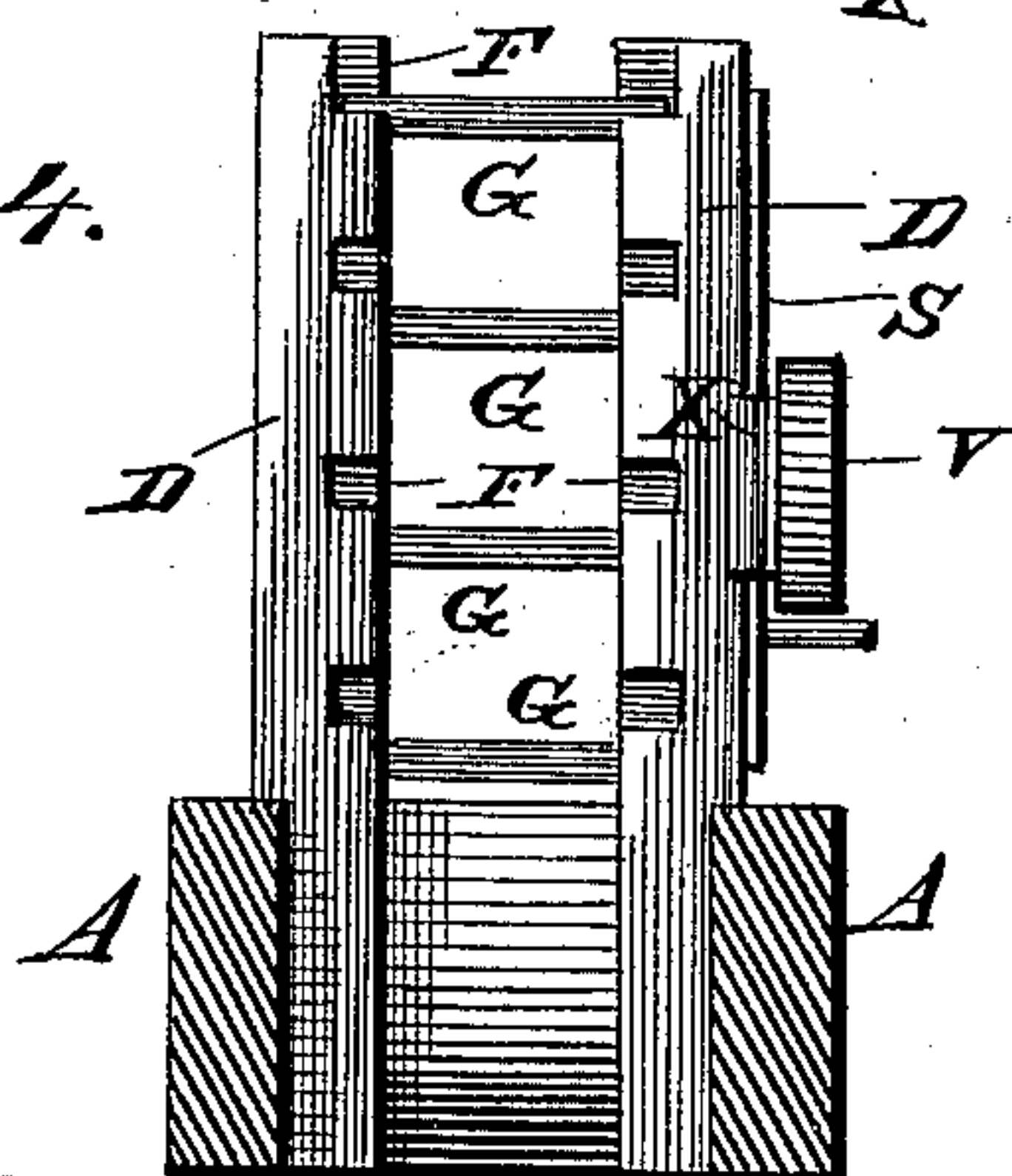


Fig. 4.



WITNESSES

Philippiasi.
Theo. Mungen.

INVENTOR

V. M. Moser

By Anderson & Smith
his Attorneys

UNITED STATES PATENT OFFICE.

VOLENTINE MARIAN MOSEY, OF THAYER, MISSOURI.

JEAN-RACK.

SPECIFICATION forming part of Letters Patent No. 362,392, dated May 3, 1887.

Application filed September 11, 1886. Serial No. 213,322. (No model.)

To all whom it may concern:

Be it known that I, VOLENTINE MARIAN MOSEY, a citizen of the United States, and a resident of Thayer, in the county of Oregon and State of Missouri, have invented certain new and useful Improvements in Jean-Racks; and I do declare the following to be a full, clear, and exact description of the invention, such as will enable others skilled in the art to which it appertains to make and use the same, reference being had to the accompanying drawings, and to letters or figures of reference marked thereon, which form a part of this specification.

Figure 1 of the drawings is a representation of a side elevation. Fig. 2 is a vertical section taken on line *x x*, Fig. 3. Fig. 3 is a top plan view; and Fig. 4 is a transverse vertical section taken on the line *y y*, Fig. 3.

My invention relates to jean-racks for holding rolls of jean-cloth conveniently for inspection and for reeling the cloth off and measuring it by the yard in retailing it; and the invention consists in the construction and novel combination of parts, as hereinafter described, and pointed out in the claim.

Referring by letter to the accompanying drawings, A designates the base-frame of the jean-rack, which is preferably rectangular in form and is of any desired length, according to the number of rolls of jean that it is designed should be supported and displayed. This frame A is provided with any desired number of vertical rack-bars B C D E, &c., which rack-bars are provided in their inner faces with open boxes or seats F for supporting the ends of the galvanized-iron rods G, upon which the jean is rolled. At one end of the frame one pair, B, of the vertical rack-bars is provided with two transverse shafts, H I, which are rectangular in cross-section, except at their bearing-points K K, which are

supported in bearings or boxes L M N O, the two, L N, of which bearings are open in their upper sides to permit the introduction to and the removal therefrom of the transverse shafts H I. The transverse shafts H I are provided with crank-handles P Q, by which they are operated to wind the jean thereon when desired.

The two end racks are provided on diagonally opposite sides with a guide-plate, S, each, to which is connected, by a suitable clamp, the supporting-arms V of the sectional hinged yard-sticks W W, to permit the vertical adjustment of said supporting-arms to bring the yard-stick in line with either of the several rolls of jean in the racks. The supporting-arms V are provided on their inner faces with vertically-disposed flanges X X, which engage the projecting edges of the guide-plates S to guide the supporting-arms when it is desired to adjust the yard-stick to bring it in line with either row of the rolls of jean from which the cloth is to be unwound and measured.

I am aware that it is not new to provide a rack with a measuring-stick, the same being of telescopic form and supported on a rod, so as to be adjustable horizontally.

Having described this invention, what I claim, and desire to secure by Letters Patent, is—

A rack for the purposes described, having uprights adapted to hold rolls of cloth, in combination with a yard-stick adjustable vertically by means of the arms V, guide-flanges X, and plates S, all connected with two of the uprights, substantially as specified.

In testimony whereof I affix my signature in presence of two witnesses.

VOLENTINE MARIAN MOSEY.

Witnesses:

JULIAN R. TRIBBLE,
W. S. KIRBY.