

(No Model.)

H. BEAUDRY.

SUSPENDERS.

No. 359,836.

Patented Mar. 22, 1887.

Fig. 1

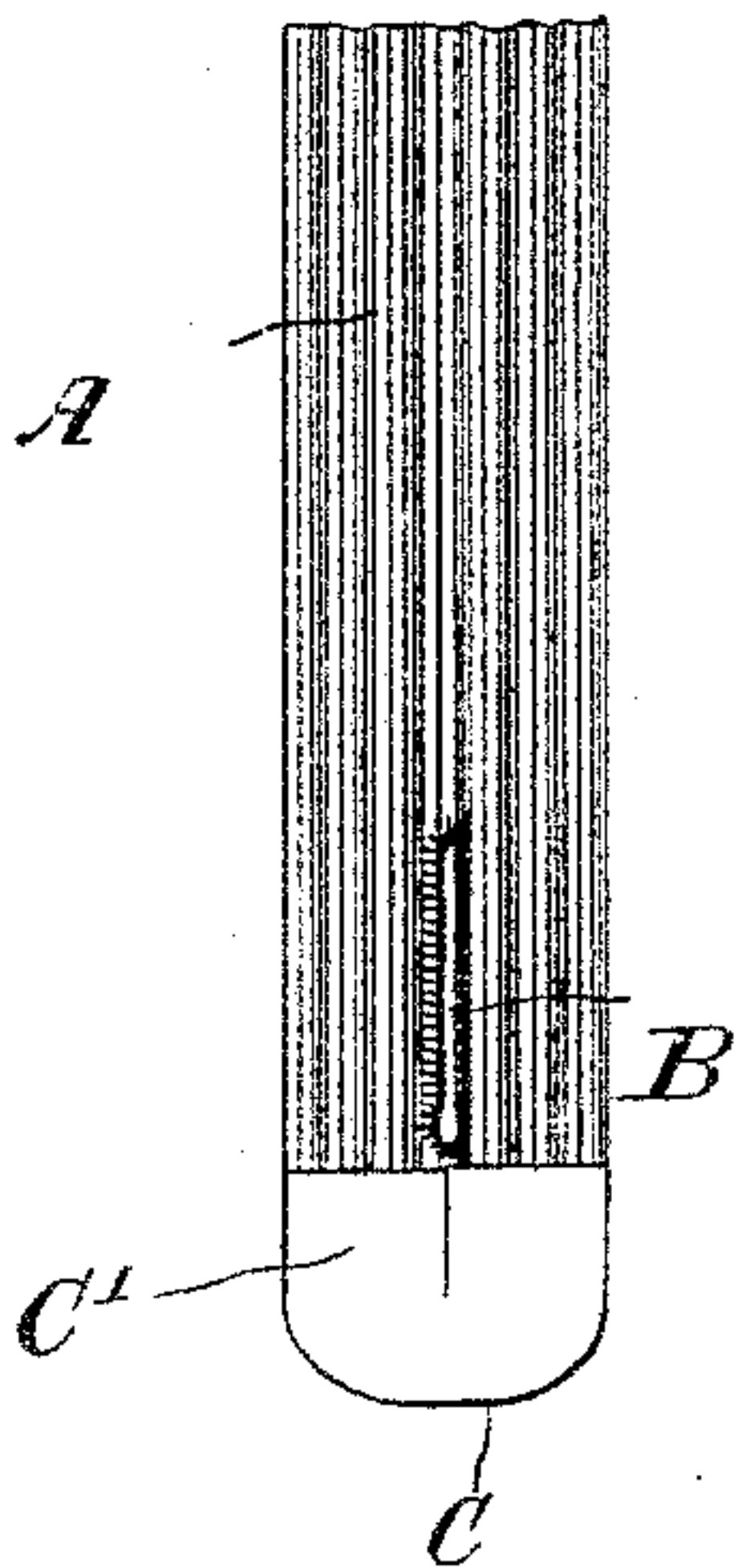


Fig. 2

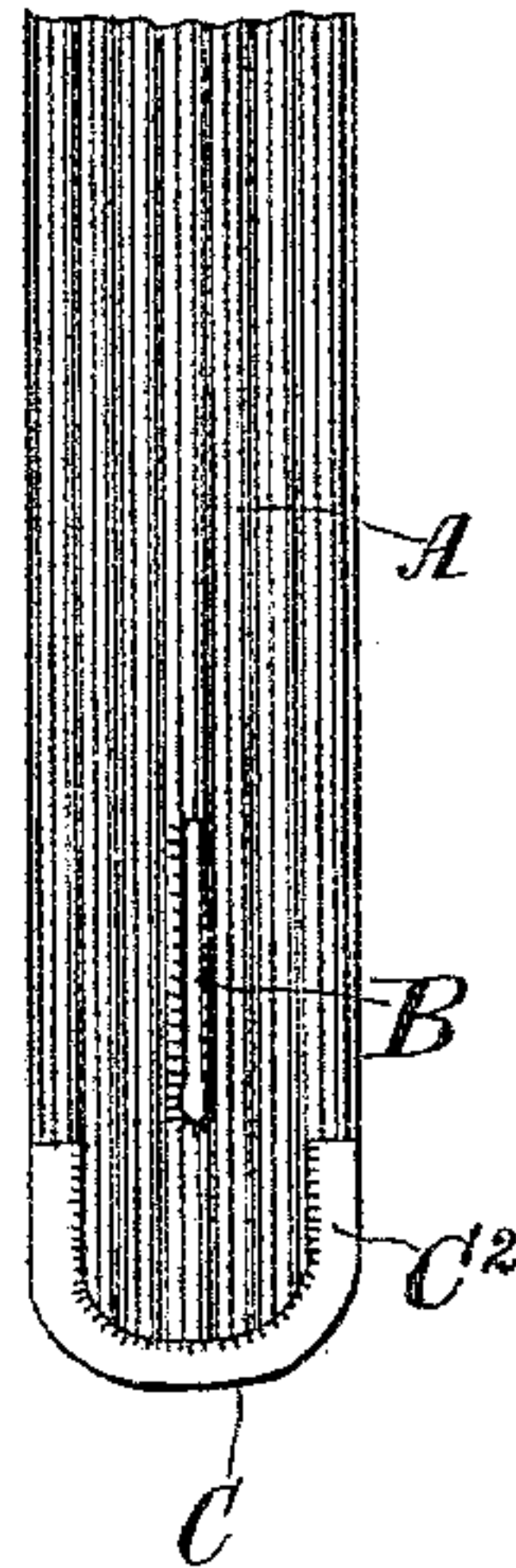



Fig. 3



Witnesses:

Wm. M. Teat.
Frank J. Lyman.

Inventor:

H. Beaudry

UNITED STATES PATENT OFFICE.

HENRI BEAUDRY, OF MONTREAL, QUEBEC, CANADA.

SUSPENDERS.

SPECIFICATION forming part of Letters Patent No. 359,836, dated March 22, 1887.

Application filed September 21, 1886. Serial No. 214,212. (No model.)

To all whom it may concern:

Be it known that I, HENRI BEAUDRY, of the city of Montreal, in the district of Montreal and Province of Quebec, Canada, have
5 invented certain new and useful Improvements in Braces; and I do hereby declare that the following is a full, clear, and exact description of the same.

My invention has reference to the strengthening and prevention of fraying of the ends
10 of the straps (whether main or auxiliary) of braces, and provides means which will not only effect this, but to a great extent meet the drag or strain of the button and prevent it
15 from tearing through the substance of the strap. I propose for this purpose to secure on the end of each of said straps a back piece of soft metal—such as tin, brass, &c.—extending up
20 as far as the lower end of the button-hole and turned over at the sides and end, so as to wholly or partially cover the front of the strap end. By this means I not only secure the end
25 from fraying out, but also strengthen it, so as to prevent the button from tearing through the substance of the brace, and further facilitate its disengagement and attachment.

For full comprehension of the invention reference must be had to the annexed drawings, in which—

30 Figures 1 and 2 show front views of the end

of a brace-strap embodying my invention; and Fig. 3 a back view of same, similar letters of reference indicating like parts.

A is the brace-end, B the button-hole, and C the plate, completely covering the back and
35 turned over at the end to prevent fraying, and at the sides to grip tightly the substance of the strap, the front being either wholly covered, as at C', or partially, as at C'.

I am aware that metal tips bent round, secured to and binding the ends of suspenders,
40 are not new, and that such ends have been provided with metal back, (see Letters Patent to Smith, January 13, 1874, No. 146,486;) but I propose to secure this backing and tip to the
45 suspender-end in a way which shall be simpler and more secure than in the patent above mentioned. I therefore disclaim this arrangement.

What I do claim is as follows:

In combination with a suspender-strap provided with a button-hole, a metal plate extending close up to the button-hole on one side of
50 the strap and having its edge portion clamped upon the opposite side edges and end of the
55 strap, all as set forth.

HENRI BEAUDRY.

Witnesses:

FRAS. HY. REYNOLDS,
WM. P. McFEAT.