

(No Model.)

W. FLINT.  
SUSPENSION HOOK.

No. 359,718.

Patented Mar. 22, 1887.

FIG. 1

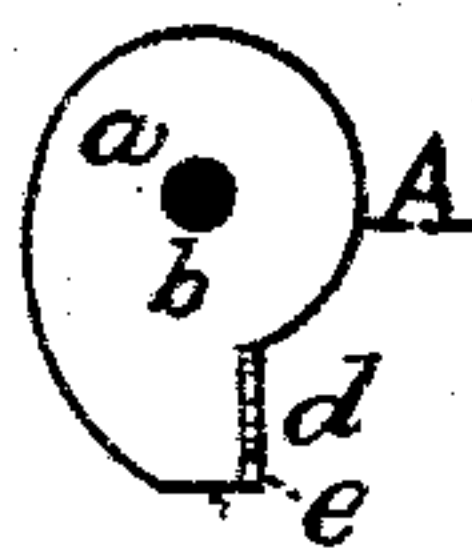


FIG. 2

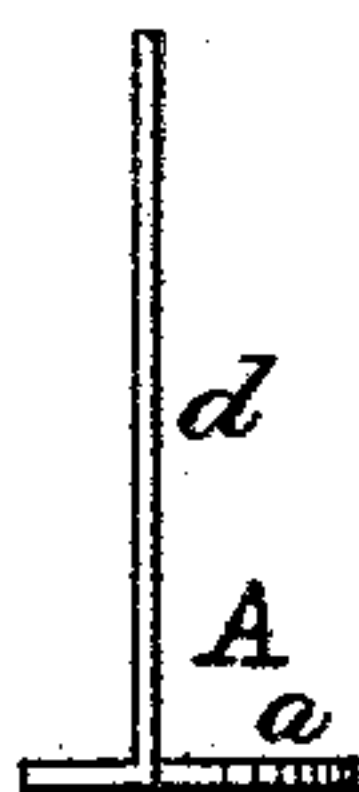


FIG. 3

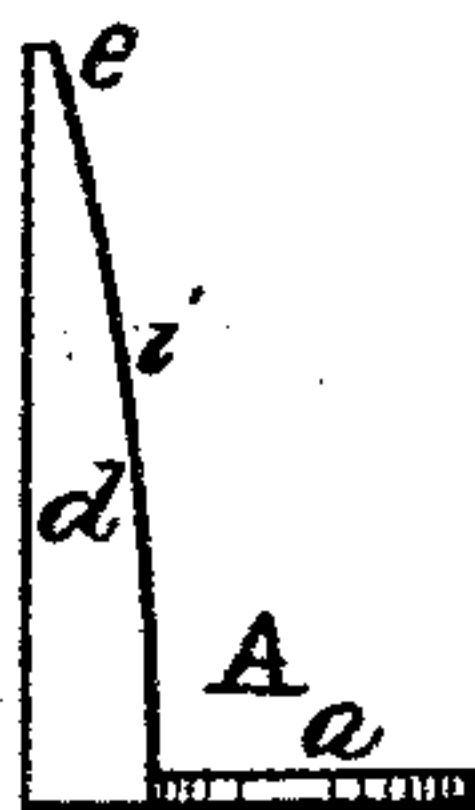


FIG. 4

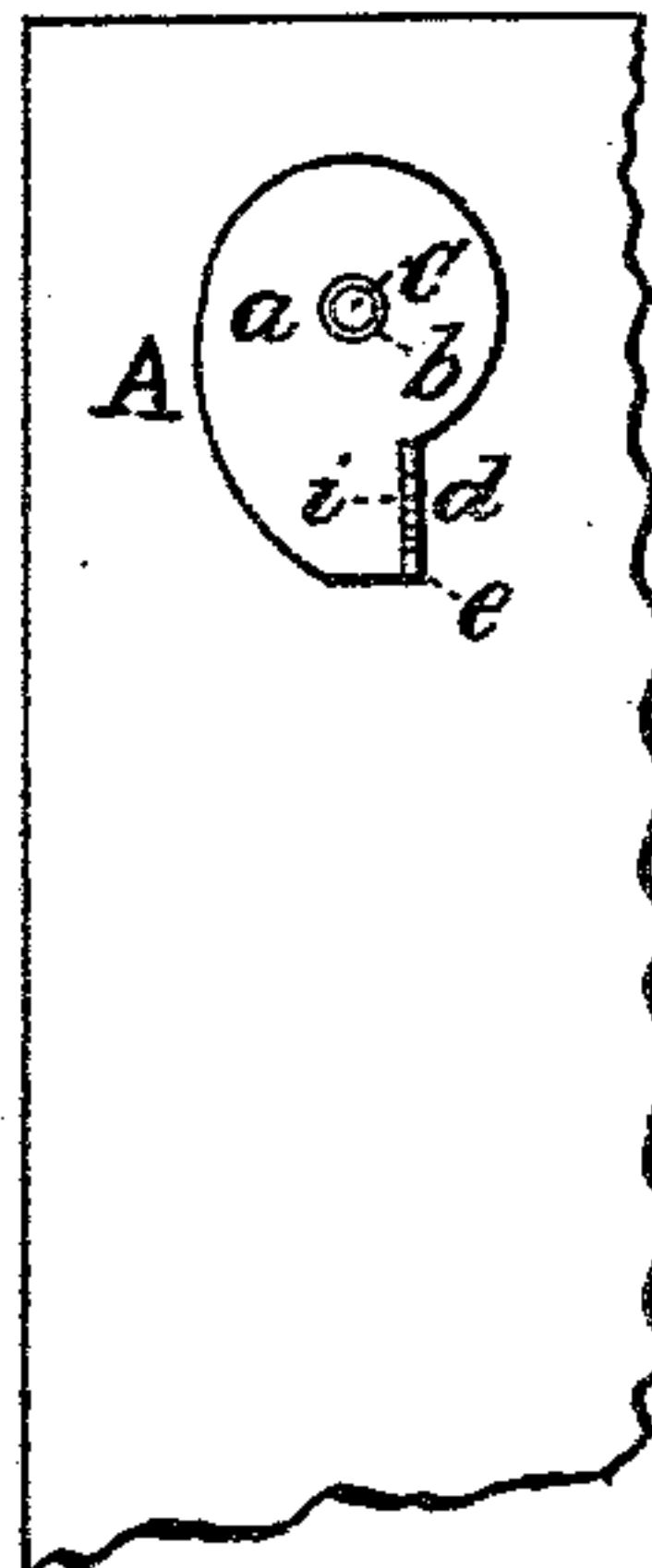


FIG. 5


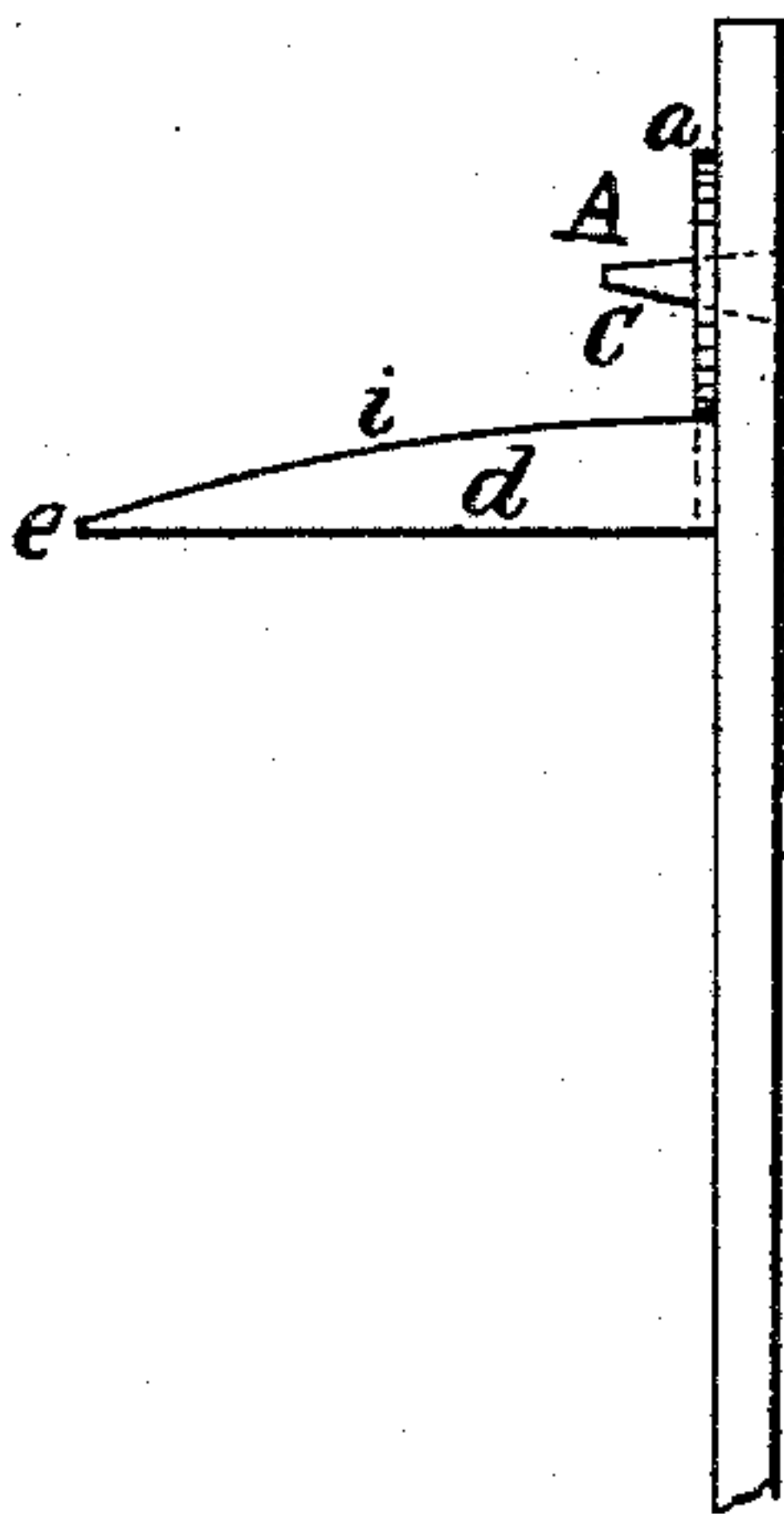


FIG. 6



Witnesses

J. Walter Smith.  
A. M. Bewley.

Inventor

William Flint.  
per Thomas J. Bewley. Att'y.

# UNITED STATES PATENT OFFICE.

WILLIAM FLINT, OF PHILADELPHIA, PENNSYLVANIA.

## SUSPENSION-HOOK.

SPECIFICATION forming part of Letters Patent No. 359,718, dated March 22, 1887.

Application filed June 7, 1886. Serial No. 204,405. (No model.)

*To all whom it may concern:*

Be it known that I, WILLIAM FLINT, a citizen of the United States, residing at Philadelphia, in the county of Philadelphia and State of Pennsylvania, have invented a new and useful Improvement in Suspension-Hooks for Toilet-Paper, of which the following is a specification.

The object of my invention is to provide a means whereby a package of sheets of paper may be suspended upon one end to be separately detached at convenience; and it consists of a metallic disk provided with a central orifice for suspension upon a projecting nail, pin, or hook, and having a stem of plate form curved upon one edge upon its periphery, extending at right angles to the face of the disk, of sufficient length to receive and retain thereon a number or package of sheets of paper, which are separately detached from the mass when desired for use, as hereinafter more fully described.

In the accompanying drawings, which make a part of this specification, Figure 1 is a plan or upper face view of my improved paper-holder. Figs. 2 and 3 are elevations of the same taken at right angles to each other. Fig. 4 is a face view in connection with the retaining-pin C. Fig. 5 is an edge view of the pin C and the plate to which it is connected. Fig. 6 is an edge view of the holder in connection with the pin C.

Like letters of reference in all the figures indicate the same parts.

A is my improved holder, constructed of

sheet metal sufficiently thick to maintain rigidity of its parts. It has the disk portion *a*, provided with the central orifice *b*, for suspension upon a hook or pin of a wall or cabinet for containing sanitary toilet-paper. Projecting at right angles from a point of the periphery of the disk is the stem *d*, of narrow plate form, gradually tapering in a curve to nearly a point, *e*, at its upper end, which is for the purpose of receiving and retaining thereon, when forced over the point, a package or mass of sheets of paper, which may be detached successively by a slight downpull, when desired for use, either by hand or by the action of pressure by means of the rotation of a roughened-face roller within a cabinet operated by suitable mechanism. The stem *d* may have a knife-edge upon its edge *i*, if desired.

In practice I usually cut the holder by means of a die in a punching-press and bend the stem *d* into the desired position, or they may be formed of cast metal.

I claim as my invention and desire to secure by Letters Patent—

The paper-holder herein described, consisting of the disk *a*, provided with a perforation, *b*, and a prong, *d*, bent at right angles to the disk, said prong having a curved upper edge, *i*, and a straight lower edge, substantially as described.

WILLIAM FLINT.

Witnesses:

THOMAS J. BEWLEY,  
CLIFFORD E. LARZELERE.