



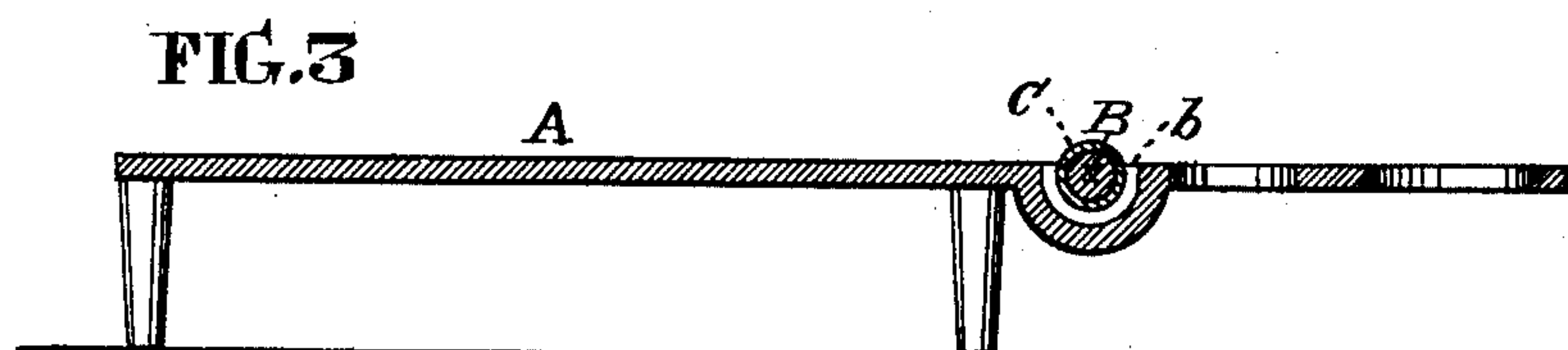
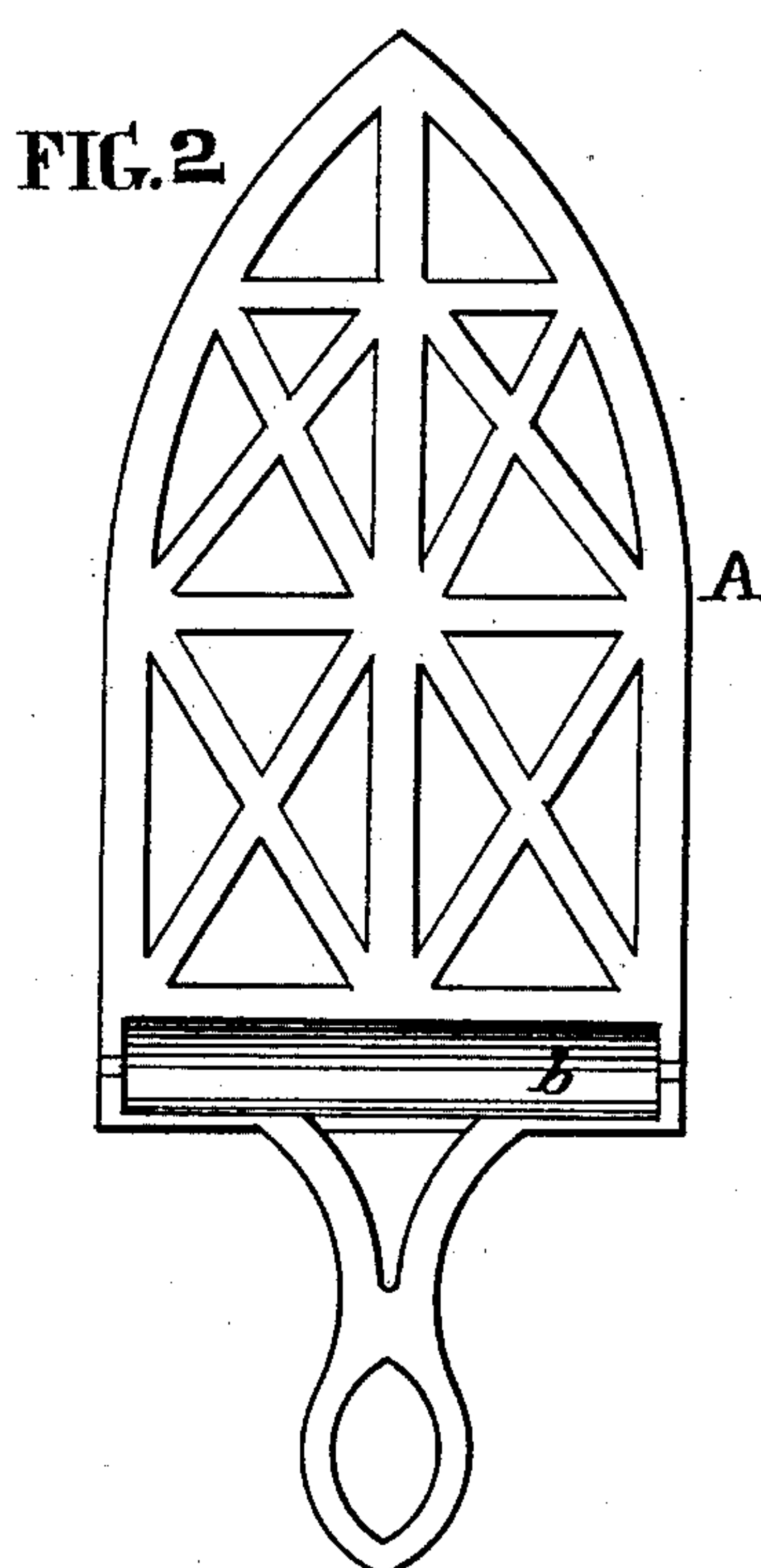
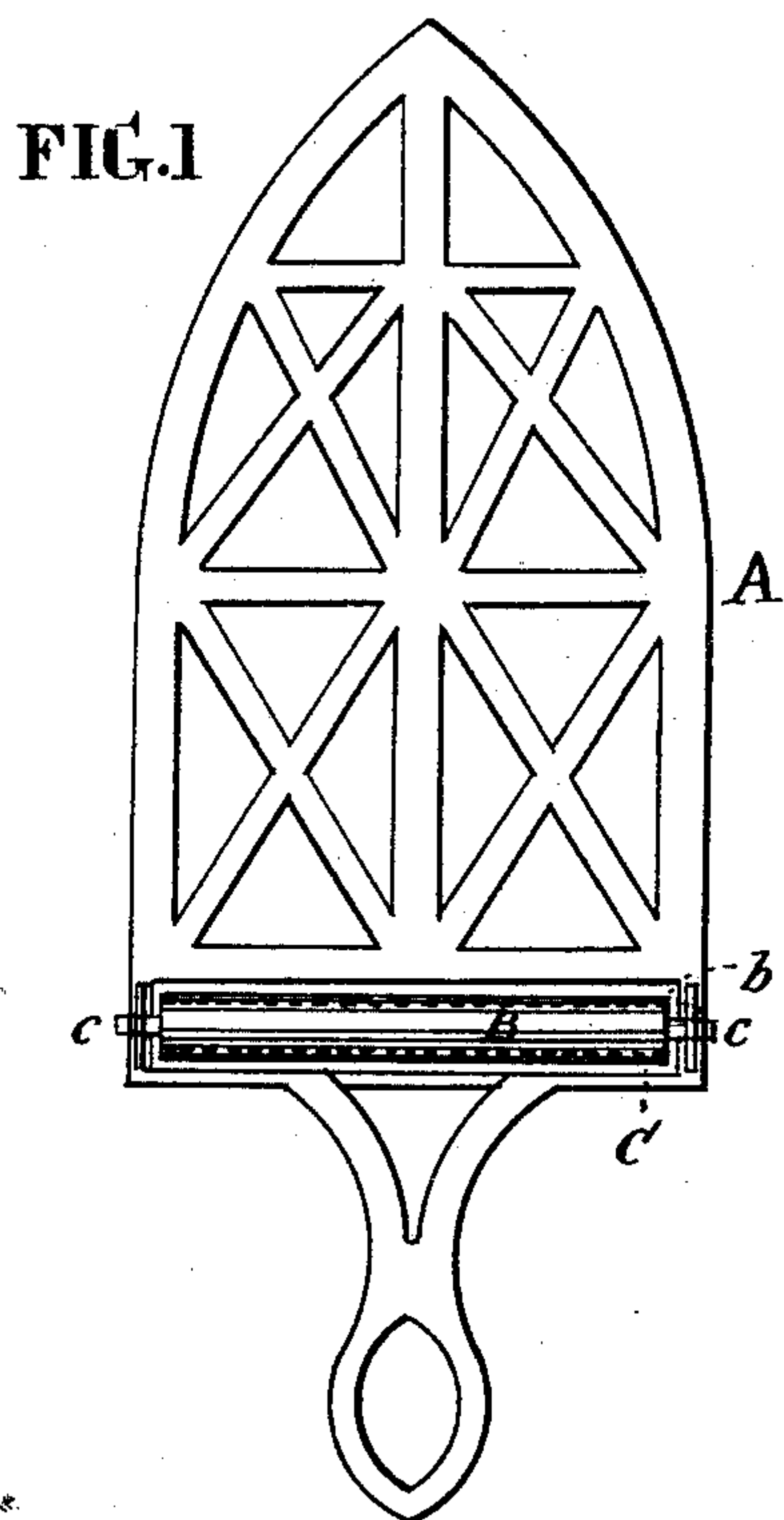
(No Model.)

R. CROMMER & A. H. PHILLIPS.

STAND FOR FLAT IRONS.

No. 359,204.

Patented Mar. 8, 1887.



Inventors.

Robert Crommer.

Adelbert H. Phillips.

per Thomas J. Bewley atty

Witnesses.

E. B. Bewley.

J. Walter Smith

UNITED STATES PATENT OFFICE.

ROBERT CROMMER AND ADELBERT H. PHILLIPS, OF PHILADELPHIA, PA.

STAND FOR FLAT-IRONS.

SPECIFICATION forming part of Letters Patent No. 359,204, dated March 8, 1887.

Application filed May 11, 1886. Serial No. 201,882. (No model.)

To all whom it may concern:

Be it known that we, ROBERT CROMMER, a subject of the Queen of Great Britain, and ADELBERT H. PHILLIPS, a citizen of the United States, residing at Philadelphia, in the county of Philadelphia and State of Pennsylvania, have invented a new and useful Improvement in Stands for Flat-Irons, of which the following is a specification.

The object of our invention is to provide means, in combination with a stand for the reception of a flat or sad iron, whereby the surfaces of said irons may be cleansed of impurities adhering thereto, which would soil a garment; and it consists in the combination, with a metallic stand for the reception of a flat or sad iron while in a state of rest, of a roller located at a convenient point on the upper surface thereof, journaled in suitable bearings and covered throughout its length with a fibrous web of material saturated with beeswax, paraffine, or analogous substance, over and upon the periphery of which the surface of the flat-iron may be rubbed by the operator to remove therefrom any impurity adhering thereto, as will be fully understood by the following description.

In the accompanying drawings, which make a part of this specification, Figure 1 is a face view of the stand A, with the roller B in connection therewith. Fig. 2 is a like view with the roller removed, showing the depression *b* for its reception. Fig. 3 is a longitudinal section taken through a central line. Fig. 4 is a side view of the roller B, on an enlarged scale. Fig. 5 is an end view of the same.

Like letters of reference in all the figures indicate the same parts.

A is a metallic stand, of usual construction as to outline, for the reception of a flat or sad iron, which is provided with the recessed depression *b*, for the reception of the roller B, journaled in suitable bearings in the opposite sides of the stand, which may be so formed as to permit of the removal of the roller when mutilated or worn and the insertion of another. The form of bearing may be varied to suit convenience.

B is the roller, having journals *c c*, and which is covered with a webbing, C, of fibrous material, that is saturated with beeswax, paraffine, or analogous substance, over and upon the periphery of which the surface of the iron is rubbed to coat the surface of the same with a film of lubricating substance.

By our combination of the stand with a roller which is caused to rotate when a heated iron is passed over it, a sufficient quantity of the lubricant is supplied to the surface of the iron during its passage to cause it to pass smoothly over a garment and prevent the adhesion of particles of starch upon said surface.

What we claim as our invention, and desire to secure by Letters Patent, is—

A stand for the reception of a flat-iron, provided with the roller B, journaled in suitable bearings, said roller being covered with a webbing of fibrous material saturated with a lubricant applicable for the purpose herein specified, substantially in the manner shown and described.

ROBERT CROMMER.

ADELBERT H. PHILLIPS.

Witnesses:

THOMAS J. BEWLEY,
FRANK SCHMIDT.