

(No Model.)

W. R. EMPEY.

HARNESS PAD.

No. 356,683.

Patented Jan. 25, 1887.

Fig. 1.

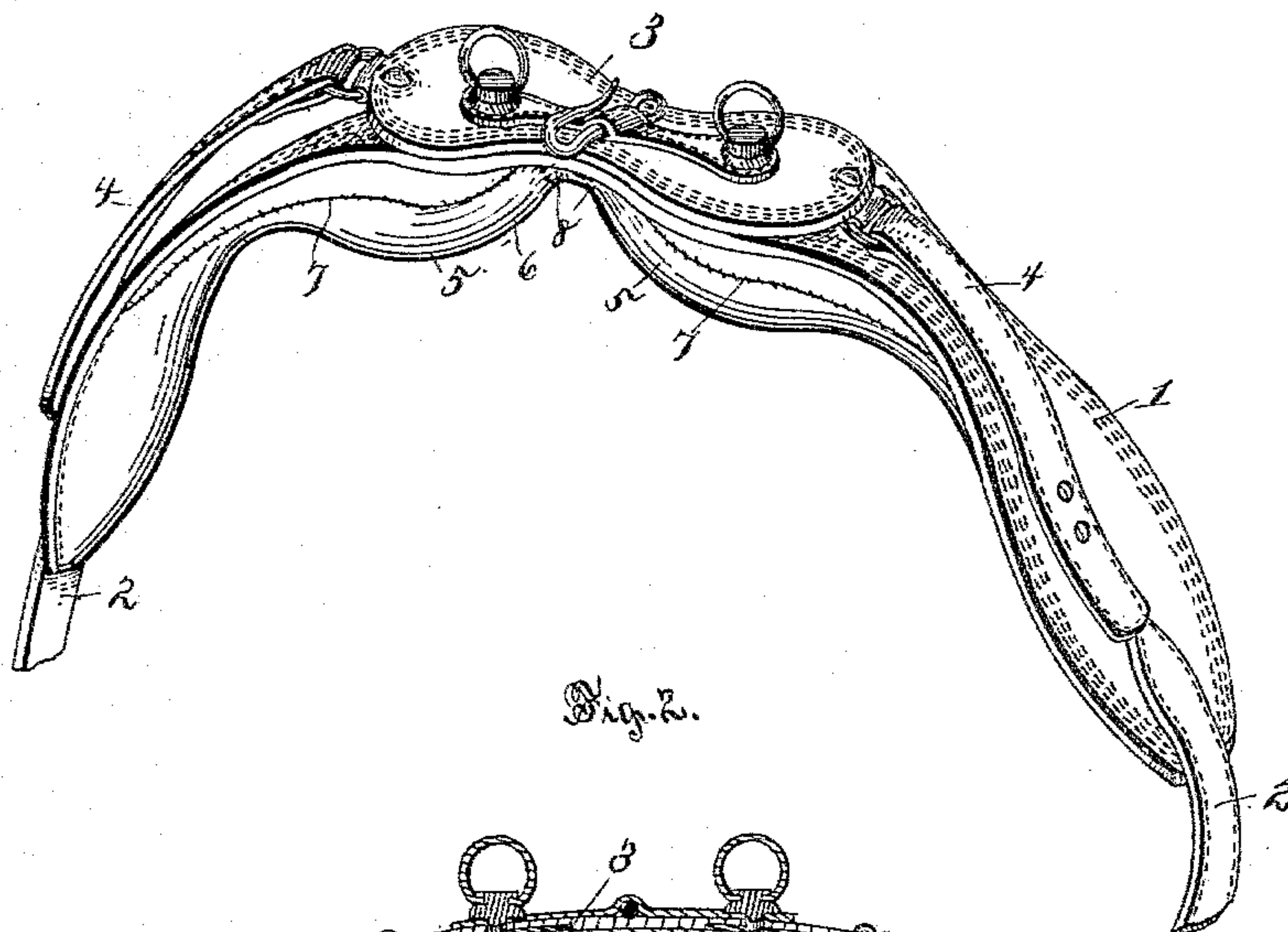


Fig. 2.

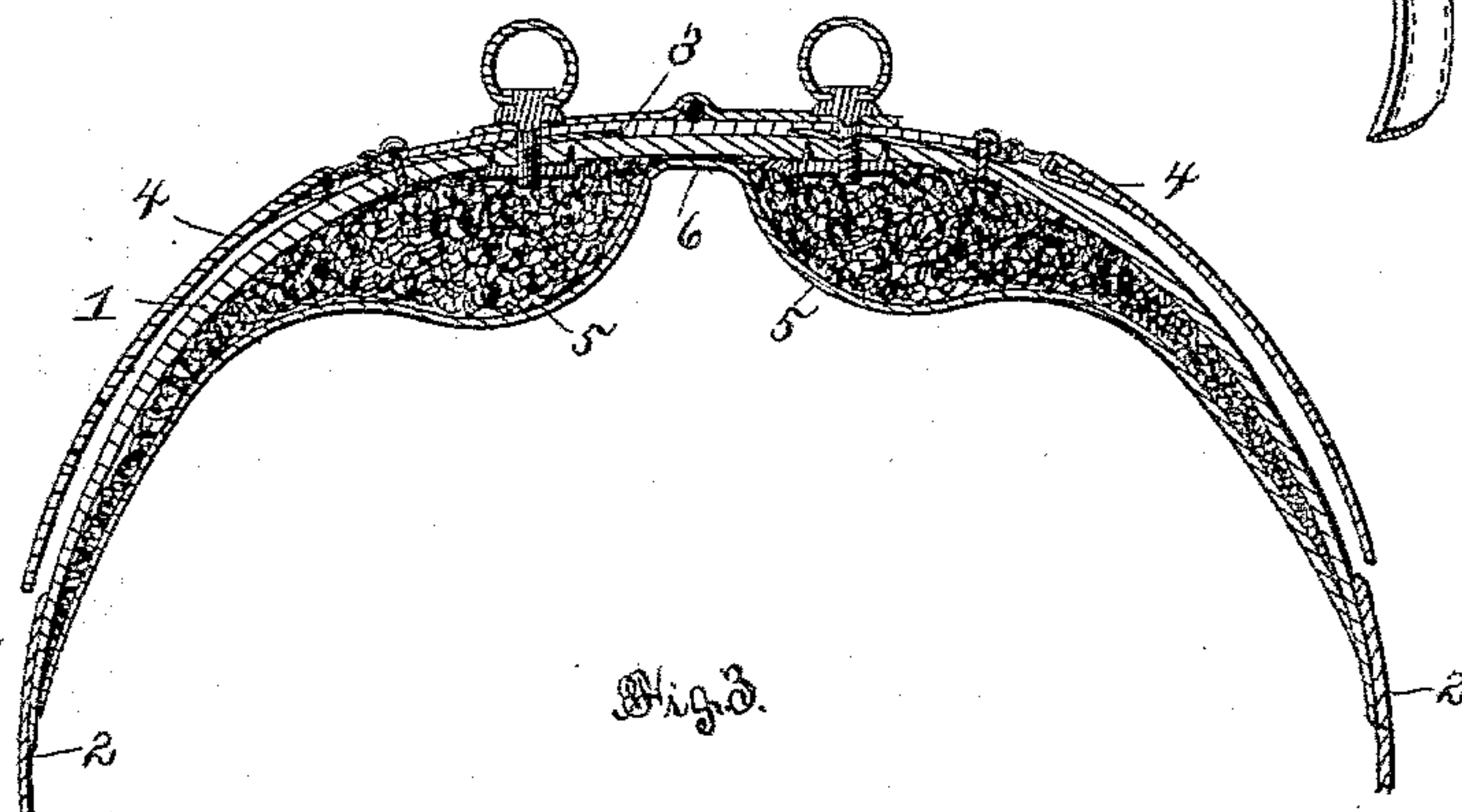
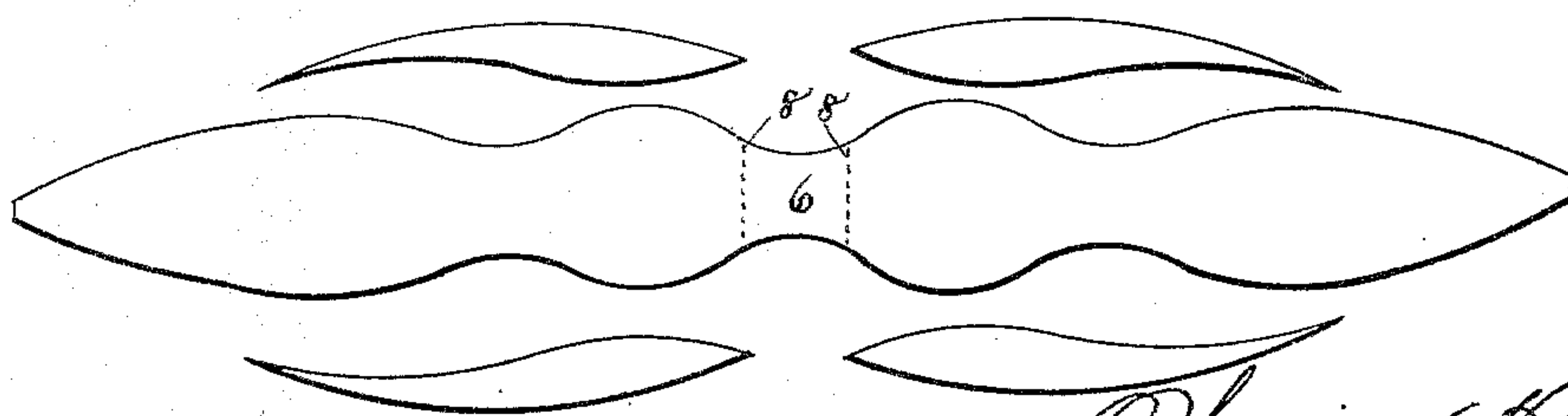


Fig. 3.



Witnesses
F. L. Ourand.
Bennett S. Jones.

William R. Empey
Inventor.
By Louis Bigger
Att'y.

UNITED STATES PATENT OFFICE.

WILLIAM R. EMPEY, OF SAN JOSÉ, CALIFORNIA.

HARNESS-PAD.

SPECIFICATION forming part of Letters Patent No. 356,683, dated January 25, 1887.

Application filed October 25, 1886. Serial No. 217,130. (No model.)

To all whom it may concern:

Be it known that I, WILLIAM R. EMPEY, a citizen of the United States, and a resident of San José, in the county of Santa Clara and State of California, have invented certain new and useful Improvements in Harness-Pads; and I do hereby declare that the following is a full, clear, and exact description of the invention, which will enable others skilled in the art to which it appertains to make and use the same, reference being had to the accompanying drawings, which form a part of this specification, and in which—

Figure 1 is a perspective view of my improved harness-pad. Fig. 2 is a sectional view of the same, and Fig. 3 is a view of the patterns for the bottom and facings of the pad.

Similar numerals of reference indicate corresponding parts in all the figures.

My invention has relation to harness-pads; and it consists in the improved construction and combination of parts of a pad which will fit the backs of horses of different shapes, and which will not be liable to lose its shape or to be moved or tilted so as to chafe the back of the horse, as hereinafter more fully described and claimed.

In the accompanying drawings the numeral 1 indicates the back-strap, having the billets 2 2 at its ends, and having a re-enforcing-piece, 3, of leather, stitched to its middle, corresponding in the outlines of its edges with the outlines of the edges of the back-strap. The billets 4, to which the thill-loops are secured, are secured to the ends of this re-enforcing piece.

The pads 5 are composed of one continuous bottom, 6, outlined similar to the back-strap and stitched with its edges to the edges of the said strap, with the exception of the places of the side edges nearest to the middle, where lancet-shaped gussets or facings 7 are stitched to the edges of the bottom and to the edges of the back-strap, forming the bulged portions of the pad. Two rows, 8, of stitches are made across the bottom and back-strap at both sides of the middle line of the same, and by these rows of stitches, as well as by the stitches at the edges of the bottom and facings and back-strap, the pads are confined, the receptacles formed by these rows of stitches being stuffed with hair or other suitable material forming the pads.

It will be seen that there will be no other stiffening in the middle of the back-strap excepting the re-enforcing piece, so that the pad may be fitted upon a narrow and sharp back as well as upon a round or flat back, the back-strap fitting itself to any shape of back, and the pads will rest upon both sides of the spine of the horse, and be sufficiently wide to prevent their rolling and upsetting upon the back of the horse, causing chafing of the skin.

The stuffing will remain in its proper position in the pads on account of the pads being made with swells at both sides, the facings or gussets forming these swells in the pads, and, on account of the lower portions of the pads being narrow and the upper portions wide and thick, the stuffing cannot be forced down in the lower ends of the pads, but will remain in the upper wide and thick portions, allowing the pads to rest upon the flesh at the sides of the spine, instead of the middle of the pad resting upon the spine, injuring the same and breaking the skin, as pads having a central stiffening of iron or wood are liable to do.

This pad may be used for any kind of harness, either single or double harness, and it will be found especially serviceable for a gig-harness or cart-harness, where more or less of the weight of the vehicle or of the shafts will fall in the thill-loops, and through them upon the back-strap and pads.

Having thus described my invention, I claim and desire to secure by Letters Patent of the United States—

In combination with a back-strap, pads formed by means of a bottom of the same shape as the back-strap and stitched to it with the lower portions of its side edges and with its lower ends, and by two cross-rows of stitches at both sides of the middle and by gussets or facings of spear shape stitched to the side edges of the back-strap and of the bottom, the said pads being stuffed with any suitable stuffing, as and for the purpose shown and set forth.

In testimony that I claim the foregoing as my own I have hereunto affixed my signature in presence of two witnesses.

WILLIAM R. EMPEY.

Witnesses:

SAMUEL A. BARKER,
EDWARD R. McGRATH.