

(No Model.)

J. G. BRECKENRIDGE.

IRONING BOARD.

No. 356,568.

Patented Jan. 25, 1887.

Fig. 1.

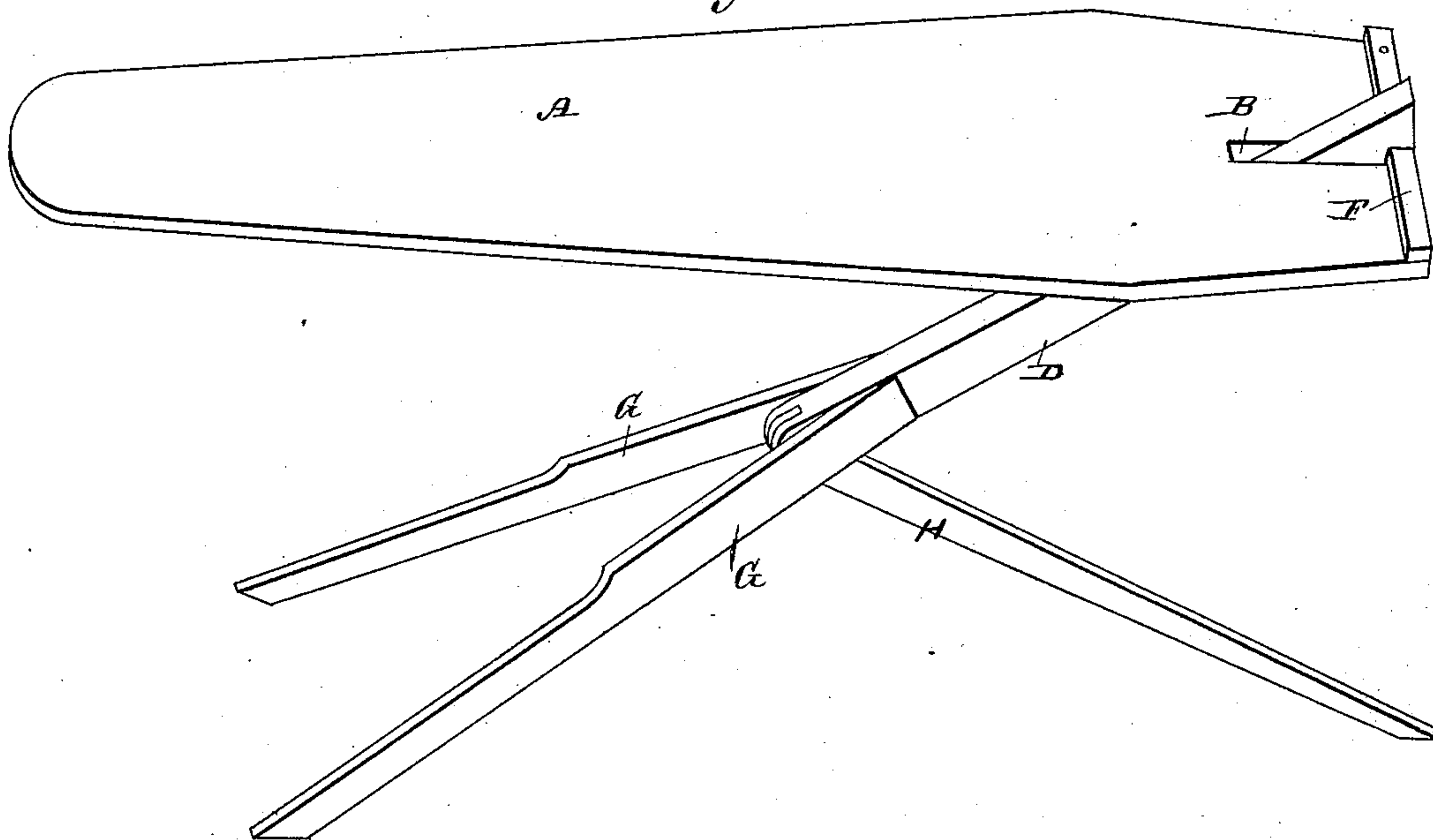


Fig. 2.

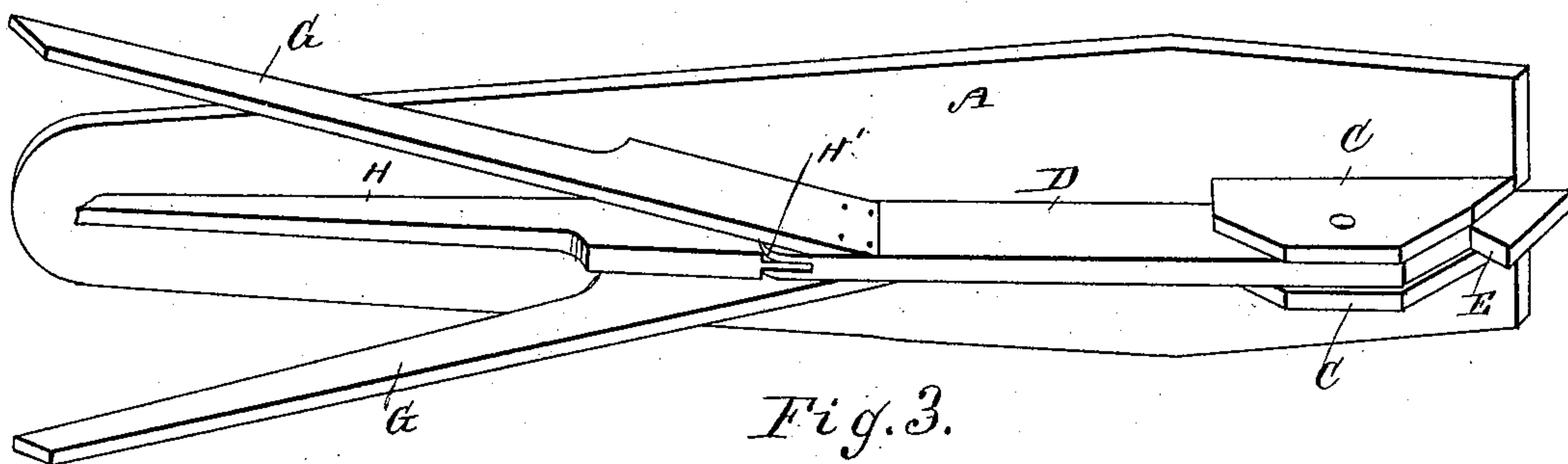
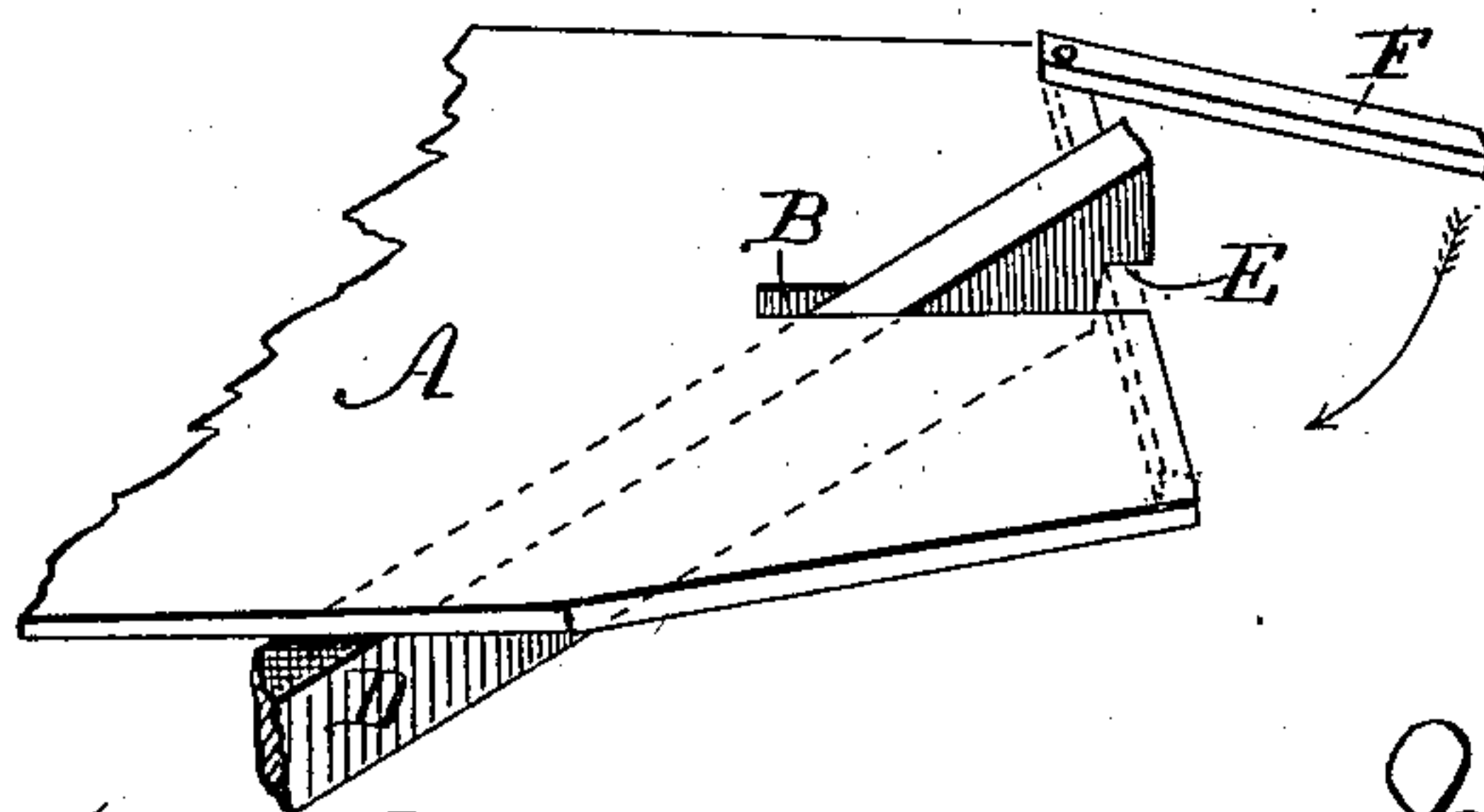


Fig. 3.



WITNESSES:

Geo. G. Hoster
C. Sedgwick

INVENTOR:

J. G. Breckenridge
BY *Munn & Co*

ATTORNEYS.

UNITED STATES PATENT OFFICE.

JOHN G. BRECKENRIDGE, OF SPRINGFIELD, OHIO.

IRONING-BOARD.

SPECIFICATION forming part of Letters Patent No. 356,568, dated January 25, 1887.

Application filed March 7, 1885. Serial No. 158,093. (No model.)

To all whom it may concern:

Be it known that I, JOHN G. BRECKENRIDGE, of Springfield, in the county of Clark and State of Ohio, have invented a new and Improved Ironing-Board, of which the following is a full, clear, and exact description.

The object of my invention is to provide a new and improved ironing-board, which is simple in construction, strong, durable, can be folded compactly, and erected very easily.

The invention consists in the combination, with a board, of a leg pivoted on one end of the same and having a notch in its upper end, and of a bar or key pivoted on the board for engagement with the leg to prevent the board from swinging down on the leg.

Reference is to be had to the accompanying drawings, forming part of this specification, in which similar letters of reference indicate corresponding parts in all the figures.

Figure 1 is a top perspective view of my improved ironing-board erected; Fig. 2, a bottom perspective view of the same folded. Fig. 3 is a detail perspective view.

The ironing-board A has one end tapered and rounded and the other is squared, a longitudinal notch or slit, B, being formed in the squared end of the board, and at the sides of the said slit the lugs C project from the under side of the board. Between the said lugs a leg, D, is pivoted, which has a notch, E, in its bottom edge at the upper end. A key or bar, F, has one end pivoted on the upper surface of the board A at the squared end.

At the lower end of the leg D a leg-bar, G, is secured to each side, the said bars diverging from their upper to their lower ends, as shown, and the lower ends being beveled. The lower end of the leg D is slitted or forked, and in it

is pivoted the tongue on the upper end of the third leg-bar, H, which is provided with offsets or shoulders H', against which the bottom edges of the leg D rest when the ironing-board is erected for use. When the board is not in use, the leg-bar H is folded in between the leg-bars G, and they, with the leg D, are folded against the under side of the board A.

To erect the board for use, the leg D is swung down and the leg-bar H is brought into the position shown in Fig. 1. The rounded end of the board A is then raised until the bar or key F can be swung into the notch E in the upper end of the leg D, as is shown in Figs. 1 and 3. The weight of the board A presses the key or bar F against the top of the notch E, and the key or bar F prevents the rounded end of the board from swinging down on the legs. The board is supported at the squared end only, the other being free and accessible.

Having thus described my invention, I claim as new, and desire to secure by Letters Patent—

1. The combination, with the board A, of the leg D, pivoted on the same, the diverging leg-bars G, secured to leg D, the leg-bar H, pivoted on the end of the leg D, and means for locking the said board and leg together, substantially as herein shown and described.

2. The combination, with the board A, having a notch or slit, B, of the lugs C, the leg D, having a notch, E, the leg-bars G, secured to the leg, the leg-bar H, pivoted to the leg, and the bar or key F, pivoted on the board A, substantially as herein shown and described.

JOHN G. BRECKENRIDGE.

Witnesses:

CHAS. H. SIMON,

AL. H. KUNKLE.