

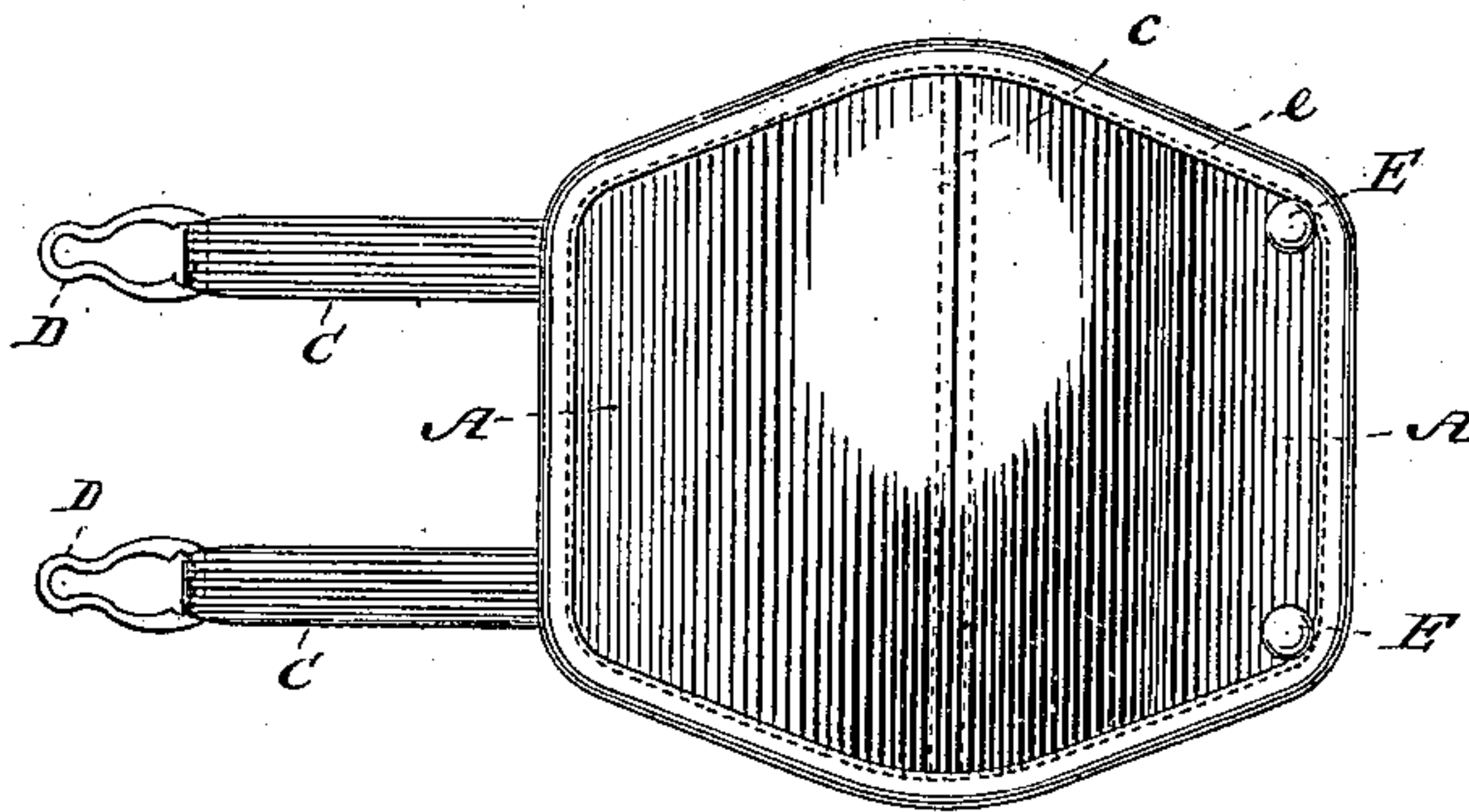
(No Model.)

S. RAUH.  
KNEE PROTECTOR.

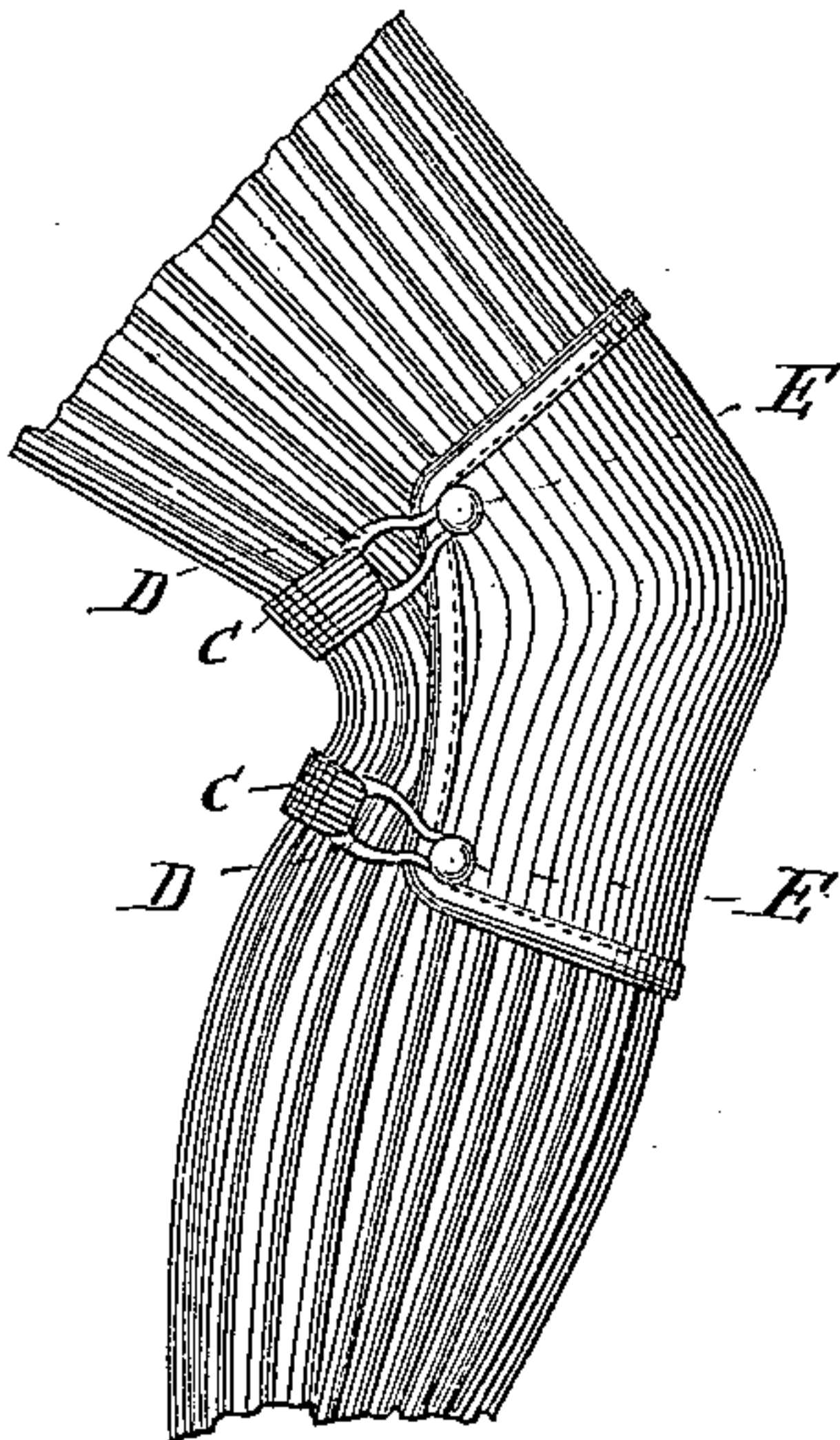
No. 356,502.

Patented Jan. 25, 1887.

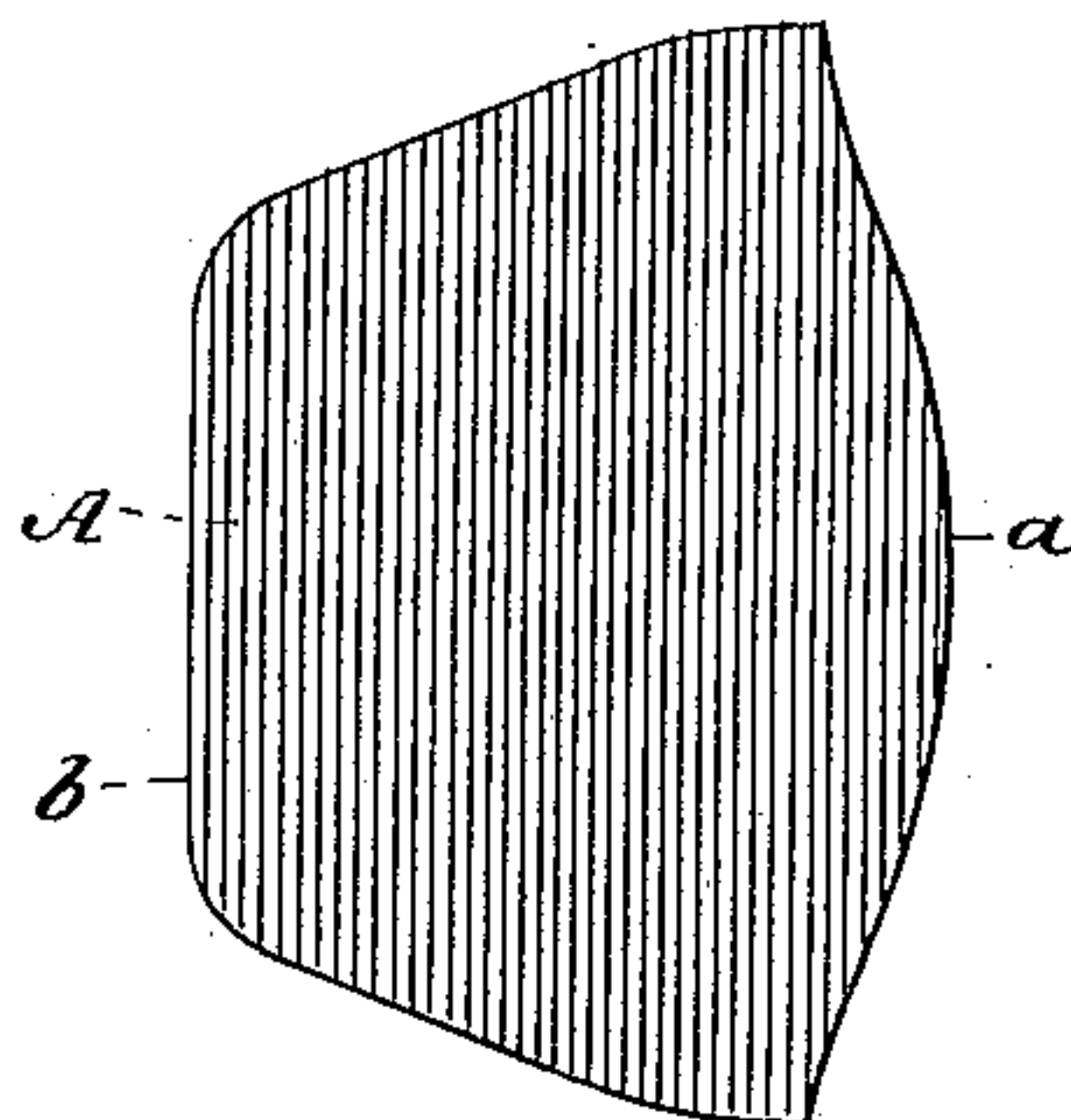
*Fig. 1.*




*Fig. 2.*



*Fig. 3.*



*Fig. 4.*



WITNESSES:

Edward Wolff.  
H. A. C. Matthie.

INVENTOR

Samuel Raueh

BY

George Cook,

ATTORNEY

# UNITED STATES PATENT OFFICE.

SAMUEL RAUH, OF NEW YORK, N. Y.

## KNEE-PROTECTOR.

SPECIFICATION forming part of Letters Patent No. 356,502, dated January 25, 1887.

Application filed December 1, 1886. Serial No. 220,349. (No model.)

*To all whom it may concern:*

Be it known that I, SAMUEL RAUH, a subject of the Emperor of Germany, and a resident of New York, in the county of New York and State of New York, have invented certain new and useful Improvements in Knee-Protectors, of which the following is a specification.

My invention relates to an improvement in knee-protectors, the object being to provide an article to be worn by children to protect the knees of their stockings which shall be neat in appearance, so constructed as to fit perfectly, and capable of simple and ready adjustment to the knee.

With these ends in view my invention consists in certain novel features of construction, as will be hereinafter fully described, and specifically pointed out in the claim.

In the accompanying drawings, Figure 1 is a plan view of my improved knee-protector in its open adjustment. Fig. 2 shows its application to the knee. Fig. 3 is a plan view of one section. Fig. 4 is a view of a portion of the inner side of my improved protector, showing the covered seam.

A A represent the two sections of the protector, and preferably cut in the form shown, the inner edge, *a*, of each section being much longer than the outer edge, *b*, and convex in form. When the edges *a* of the two sections are sewed together, the protector is formed in the shape of a pocket for containing the knee. The rear side of the seam *c* is covered with a strip of cloth or braid, *d*, for the purpose of strengthening the protector, and also for imparting to it a neat and finished appearance. To further strengthen and improve the appearance of the protector, the outer edge may be bound with braid *e*.

To the inner side of the protector are fastened the ends of two elastic bands, C, of suitable length, and having attached to their outer ends the eyes D, preferably constructed in the form shown. These eyes are made of sheet metal, by virtue of which they are very strong, and will last a much greater length of time, and

much more convenient than button-holes formed in the protector or elastic bands. To the opposite end of the protector are secured the buttons E, adapted, after the elastic bands have been drawn around the leg of the wearer, to engage with the eyes D, which latter, from their shape, allow the buttons to be readily inserted or detached therefrom.

Although I prefer to make my improved protector of "jersey-cloth," I do not wish to confine my claim thereto, as it might be constructed of canvas, leather, or other suitable material. By constructing it of jersey-cloth, however, it is allowed to stretch or give, and more apt to fit closely to the knee.

I am aware that knee-protectors have heretofore been made, but from their construction have been so clumsy and unsightly that their use has been very limited. It has been the common practice to make the protector of triangular shape and button one corner to the stocking, and then fasten the other two corners together after passing them behind the knee. All of the above objections to such construction have been overcome in my improved article, which is strong and durable, neat in appearance, and capable of being easily and readily applied to any sized leg.

What I claim as my invention, and desire to secure by Letters Patent, is—

A knee-protector consisting of the two sections A, of the form shown, and the central seam, *c*, uniting said sections, the said seam being covered by a re-enforce, *d*, on its rear side, and the elastic bands C, secured to the protector at one side, and having eyes D at their outer ends for engagement with the buttons E at the opposite side of the protector, substantially as described.

Signed at New York, in the county of New York and State of New York, this 27th day of November, A. D. 1886.

SAMUEL RAUH.

Witnesses:

GEORGE COOK,  
FRED C. RIECKERS.