

(No Model.)

F. A. COFFIN.

WRITING DESK.

No. 356,449.

Patented Jan. 25, 1887.

FIG. 1

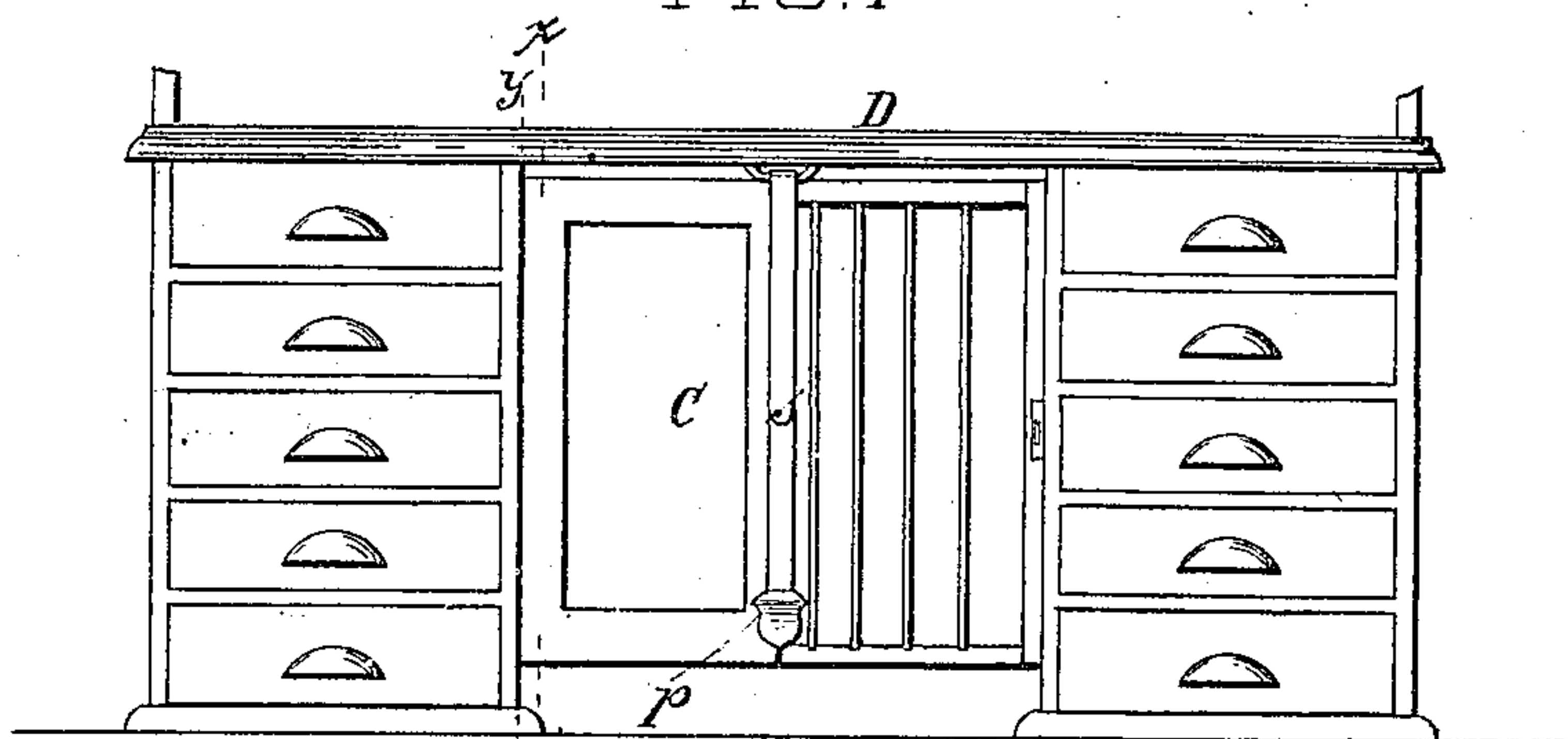


FIG. 2

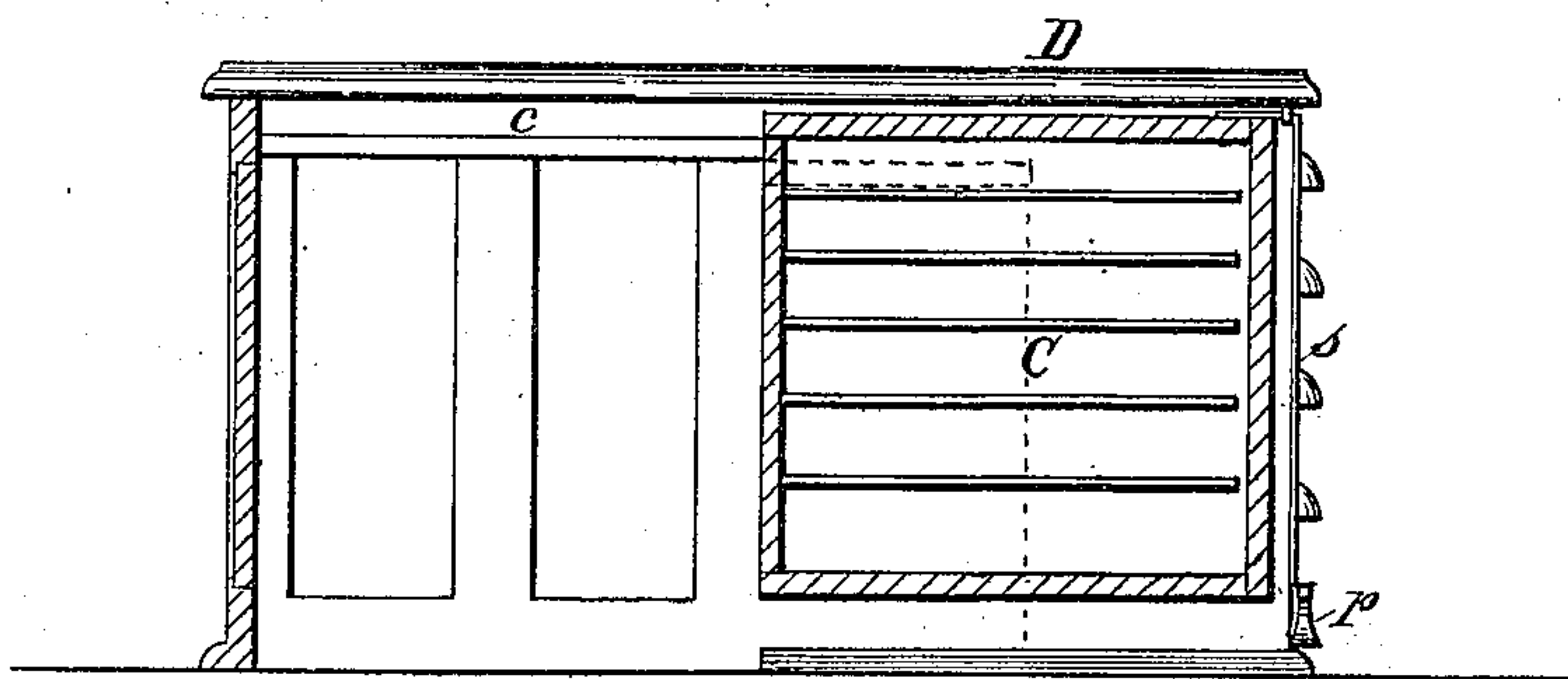
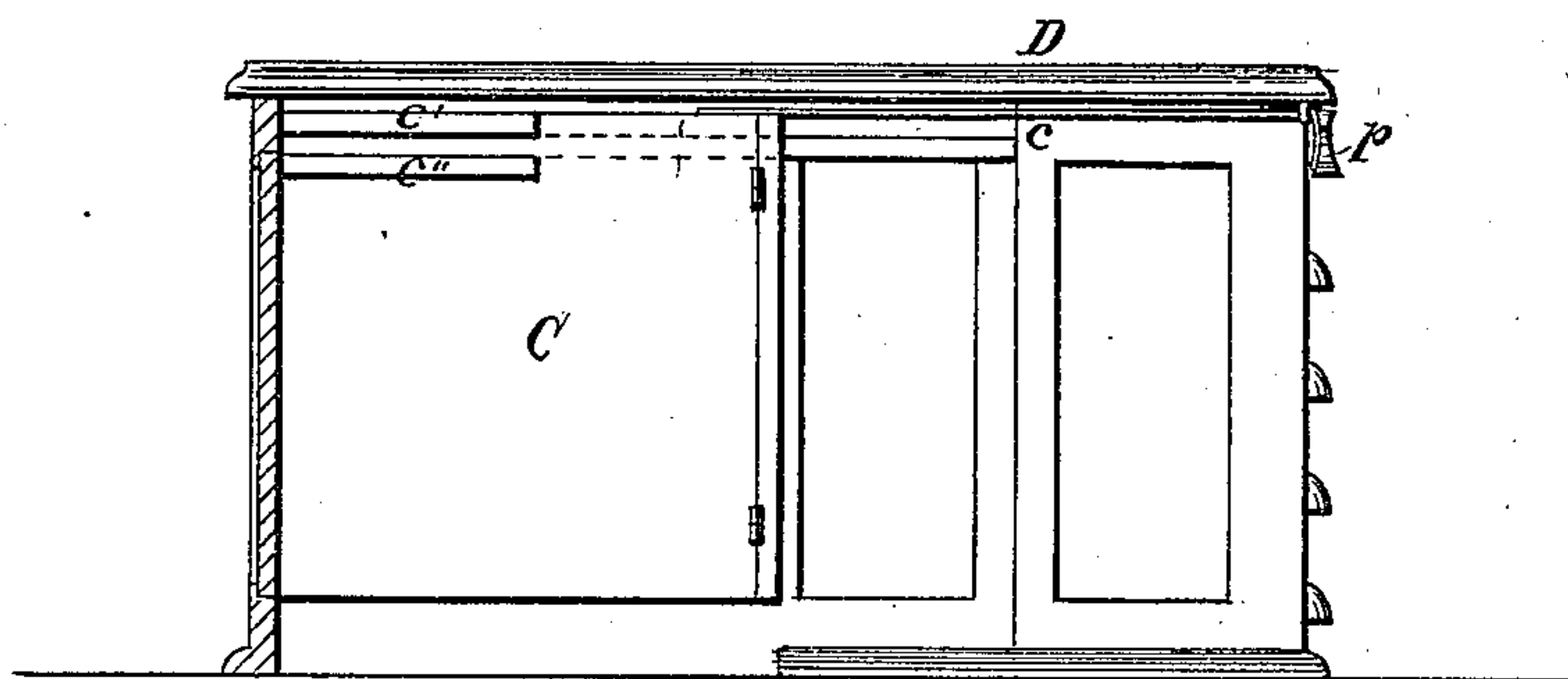


FIG. 3



WITNESSES.

Robert Haase
Hattie Murry

INVENTOR.

Francis A. Coffin
By C. F. Jacobs
att'y.

UNITED STATES PATENT OFFICE.

FRANCIS A. COFFIN, OF INDIANAPOLIS, INDIANA.

WRITING-DESK.

SPECIFICATION forming part of Letters Patent No. 356,449, dated January 25, 1887.

Application filed April 9, 1886. Serial No. 198,340. (No model.)

To all whom it may concern:

Be it known that I, FRANCIS A. COFFIN, a resident of Indianapolis, Indiana, have made certain new and useful Improvements in Writing-Desks, a description of which is set forth in the following specification, reference being made to the accompanying drawings, in the several figures of which like letters represent like parts.

My invention relates to an improvement in writing-desks; and it consists in providing a cabinet under the table which is adapted to be pulled out so as to be flush with the front of the desk or to be pushed back out of the way. The interior of the cabinet provides space for books, papers, or boxes, as may be desired.

In the drawings, Figure 1 represents a front view of the desk, the cabinet being drawn forward flush with the front, one door being open, showing the interior arrangement. Fig. 2 is a view on the line *x x*, Fig. 1, the cabinet and back portion being shown in cross-section. Fig. 3 is a similar view on the line *y y*, Fig. 1, showing the cabinet pushed in and the manner of fastening the cleats to the sides of the frame, the back of the desk being shown in cross section.

In detail, D represents a desk, which may be of a cabinet form or of the flat table pattern. On each side are shown a series of drawers, one above another in the usual manner. Between these drawers is fixed a movable cabinet, C, which has cleats *c'* and *c''* fastened upon each side, leaving room between these cleats for the long cleat *c*, which is fastened on each side of the frame-work of the desk, the cabinet thus moving upon this long cleat. A strap, *s*, at the lower end of which is a pull, *p*, is fastened to the top of the cabinet, as shown in Fig. 2, and by means of this strap the person sitting at the desk may draw the cabinet forward until it occupies the position shown in Figs. 1 and 2, and when its use is no longer required the cabinet is pushed back, occupying the position shown in Fig. 3. The depth of the cabinet is preferably about

one-half that of the desk; but if an opening be made in the back, or the latter be cut out, the depth of the cabinet may be increased, so that it may be pushed in beyond the back, if desired. The height is not quite that of the desk, leaving an open space between the cabinet C and the floor, so that the person sitting at the desk will have room for his feet beneath when the cabinet is drawn out.

If desired, the cabinet may be made in two or more sections; but each one will operate on the same plan as a single one.

The device can be applied to different kinds of desks, and I do not intend to limit myself in this application to any particular form or design.

The movable cabinet can be placed at one side of the desk, instead of in the middle, and will operate in a similar manner.

What I claim as my invention, and desire to secure by Letters Patent, is the following:

1. A writing table or desk having suitable supports, with a movable cabinet of less depth than the width of the table or desk, located beneath the top and suspended upon suitable supports, whereby the cabinet can be drawn forward so that its front is flush with the front of the desk, or pushed backward beneath the desk out of the way, all combined substantially as described.

2. In a writing-desk, the movable cabinet C, having less depth than the width of the desk and sliding longitudinally upon supports *c*, connected with the sides of the desk, whereon the cabinet can be drawn forward so that its outward front is flush with the front of the desk, or pushed backward beneath the desk out of the way, in combination with means for drawing it out, substantially as shown and described.

In witness whereof I have hereunto set my hand this 31st day of March, 1886.

FRANCIS A. COFFIN.

Witnesses:

C. P. JACOBS,
HATTIE MURRY.