

(No Model.)

R. HELLER.

MATCH BOX.

No. 356,405.

Patented Jan. 18, 1887.

Fig. 1.

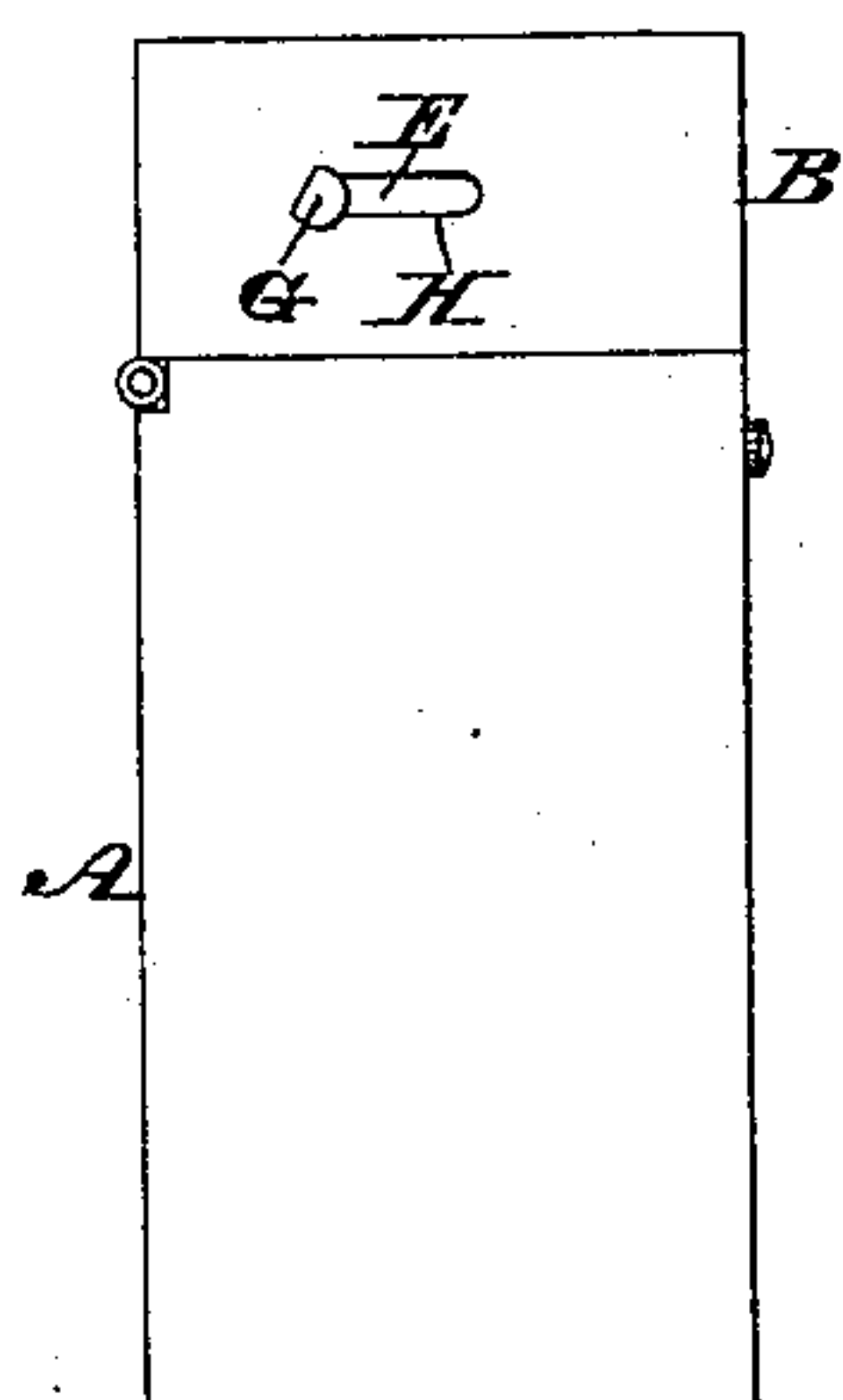


Fig. 2.

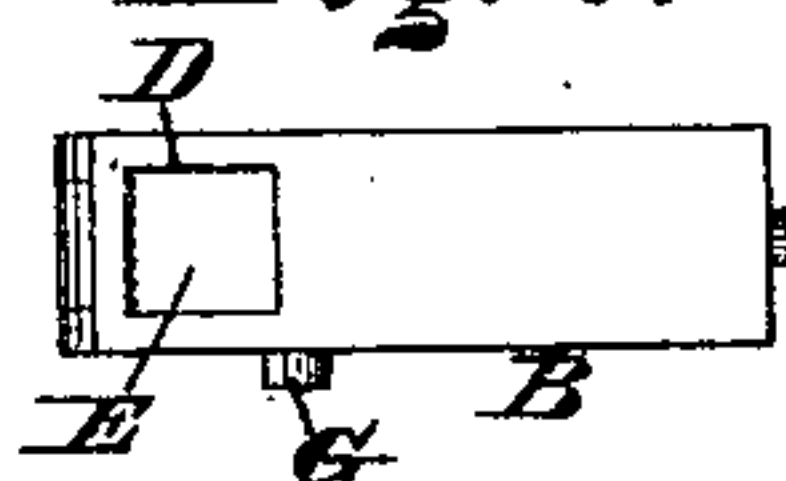
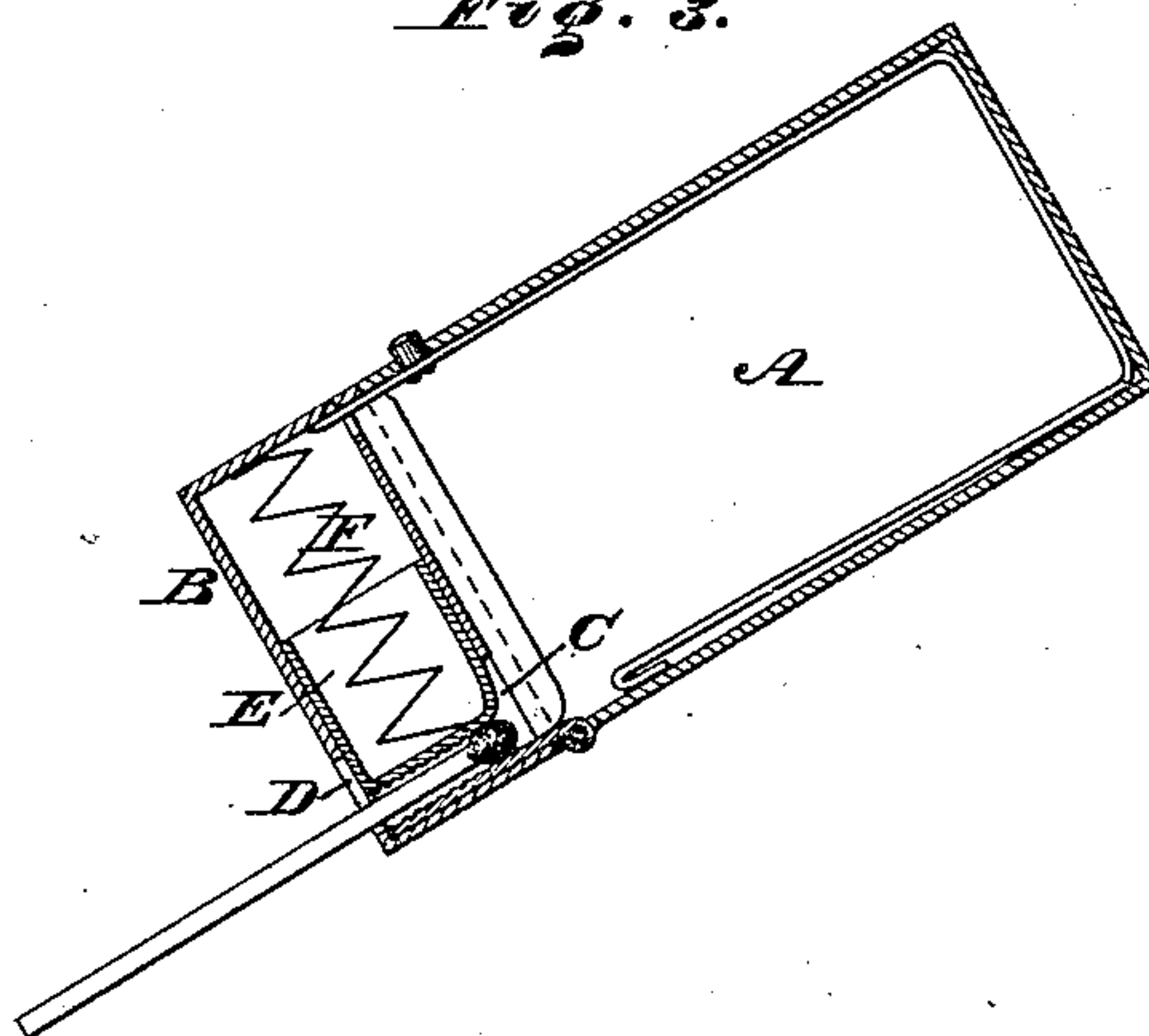


Fig. 3.



WITNESSES:

R. P. Grant,

L. Douville

INVENTOR:
Robert Heller
BY John A. Diederichs, ATTORNEY.

UNITED STATES PATENT OFFICE.

ROBERT HELLER, OF PHILADELPHIA, PENNSYLVANIA, ASSIGNOR OF ONE-HALF TO JOSEPH SCHULZE, OF SAME PLACE.

MATCH-BOX.

SPECIFICATION forming part of Letters Patent No. 356,405, dated January 18, 1887.

Application filed June 12, 1886. Serial No. 204,907. (No model.)

To all whom it may concern:

Be it known that I, ROBERT HELLER, a subject of the Emperor of Austria-Hungary, residing in the city and county of Philadelphia, State of Pennsylvania, have invented a new and useful Improvement in Match-Boxes, which improvement is fully set forth in the following specification and accompanying drawings, in which—

10 Figure 1 represents a side elevation of a match-box embodying my invention. Fig. 2 represents a top view thereof. Fig. 3 represents a longitudinal section thereof.

15 Similar letters of reference indicate corresponding parts in the several figures.

My invention consists of a match-box having a lid which is in communication with the body thereof, and provided with a striking device operated from the side of the lid, which 20 permits the unheaded end of the match to be projected from the lid in advance of the striking operation, so that the match is not presented to the hand in burning condition.

Referring to the drawings, A represents the 25 body of a match-box, and B the lid hinged thereto. The lid is hollow, and has in its lower or inner wall an opening, C, whereby the body and lid are in communication. The upper or outer wall of the lid has an opening, D, which 30 is coincident with the opening C, the two openings forming passages for the withdrawal of matches through the lid.

Within the lid is a match-striking head, E, which is formed of a sliding block or piece of 35 metal or other material, and which, when in normal position, closes the openings C D of said lid, it being retained in said position by the action of a spring, F, which bears against the head and lid.

40 Connected with the head is a finger or thumb piece, G, which passes through a slot, H, in the side of the lid, so that the head may be readily moved.

The operation is as follows: The box is over-

turned or tilted, and the head E drawn back 45 by means of the piece G, so as to uncover the openings C D, one of the matches then entering the opening C, the space between the head E and adjacent end of the lid and the opening D, the head portion of the match remaining 50 within the box or lid. The piece G is now let go, whereby the head E moves toward the match and presses thereagainst. The match is then grasped by its protruding end and pulled out to full extent, whereby as it rubs 55 against the roughened face of the head E, or adjacent end of the lid, or both, the friction causes the match to ignite, and thus the lighting of the same is accomplished.

I am aware that it is not new to form the 60 lid of a match-box with a striking surface or head, and the box with a slide for ejecting the match. In this case the match is struck before it leaves the lid, whereby the burning match is presented to the hand. In my case 65 the striking-head has a pin which projects through a slot in the side of the lid, whereby the head may be drawn back to permit the match to drop from the box and lid by gravity, the unheaded end in advance. Then said end 70 may be grasped and the match pulled out, whereby the burning end leaves the lid the last.

Having thus described my invention, what I claim as new, and desire to secure by Letters 75 Patent, is—

In a match-box, a lid having an opening in its upper and lower walls and a slot in its side, a sliding striking-head, a spring bearing against said head, and a finger which is se- 80 cured to said head and projects through said side slot, all substantially as and for the purpose set forth.

ROBERT HELLER.

Witnesses:

JOHN A. WIEDERSHEIM,
A. P. GRANT.