

(No Model.)

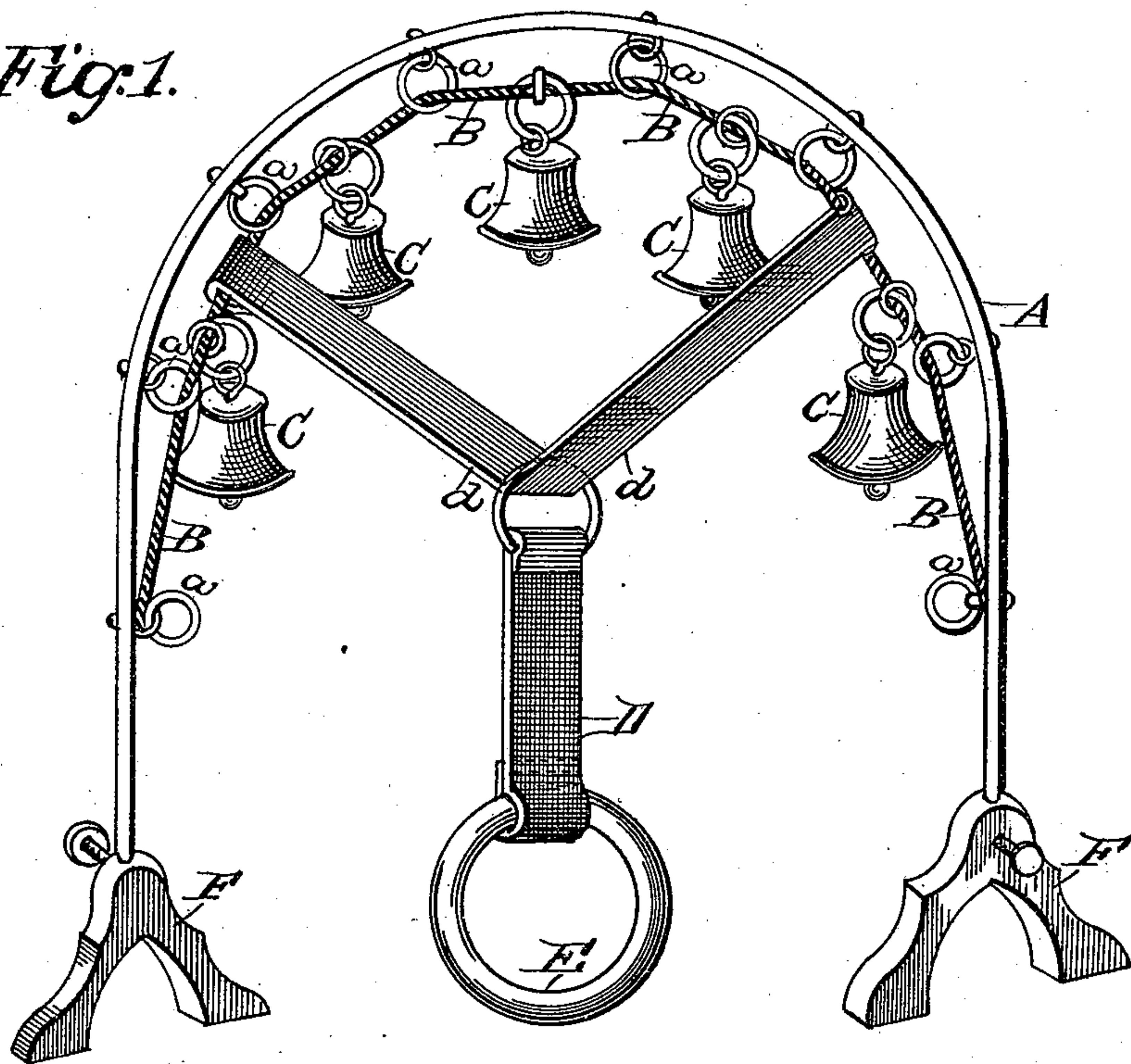
J. M. B. PRICE.

BABY CHARMER, PROTECTOR, AND DENTAL CUTTER.


No. 355,663.

Patented Jan. 4, 1887.


*Fig. 1.*



*Fig. 2.*



*Fig. 3.*



WITNESSES  
Fred. Keller  
M. H. H. H.

INVENTOR  
J. M. B. Price.  
by Ellsworth & Yantis,  
Attorneys.



# UNITED STATES PATENT OFFICE.

JERUSHA M. BESSE PRICE, OF HIAWATHA, KANSAS.

## BABY CHARMER, PROTECTOR, AND DENTAL CUTTER.

SPECIFICATION forming part of Letters Patent No. 355,663, dated January 4, 1887.

Application filed August 9, 1886. Serial No. 210,441. (No model.)

*To all whom it may concern:*

Be it known that I, JERUSHA M. BESSE PRICE, of Hiawatha, in the county of Brown and State of Kansas, have invented certain new and useful Improvements in a Baby Charmer and Protector and Dental Cutter; and I do hereby declare the following to be a full, clear, and exact description of the invention, such as will enable others skilled in the art to which it appertains to make and use the same.

The object of my invention is to produce an attachment for cribs, cradles, and baby-carriages which shall serve as a toy for amusing infants and also as a signal notifying the child's attendant of its awaking, &c.; and to this purpose my invention consists in certain peculiar and novel features of construction and arrangement, as hereinafter described and claimed.

In order that my invention may be fully understood, I will proceed to describe it with reference to the accompanying drawings, in which—

Figure 1 is a perspective view of my improved attachment. Fig. 2 illustrates the same applied to a baby-carriage. Fig. 3 illustrates certain details of construction in detached condition.

In the said drawings, A designates a metal rod bent to form an arch, and B designates an elastic cord, the ends of which are secured to the two arms of rod A, said cord passing through the rings *a*, as shown.

C designates a number of bells, which are attached to the cord B between the rings *a*; and D designates an elastic strap suspended midway beneath the arch A by two diverging pieces of narrow fabric, *d*, the upper ends of which are secured to the elastic cord B, as shown. To the lower end of the strap D is secured a teething-ring, E, as shown.

F F designate two feet or supports, into which the ends of rod A are inserted, and by means of which the said rod is held in upright position when standing alone.

G G designate two set-screws by means of which the rod A is secured to the rim of a carriage-body, H, as shown.

The uses to which this device may be applied are various. When provided with the feet F, it constitutes a separate and independent device, which may be used to support a

mosquito-netting over the bed or crib upon which the infant sleeps, or as a toy to be set upon the floor or elsewhere for the infant's amusement. When provided with the set-screws G, the device may serve as a fixture for cradles, cribs, carriages, sleds, &c., and in such case also serves to amuse the infant.

A coiled wire rod may be used in lieu of the elastic cord B without departing from the spirit of my invention, and the rod A may likewise be bent into other than the arch shape shown, to conform to varying shapes of carriage-tops.

The device may be made more or less ornamental in point of materials employed in its construction, and the bells are preferably of different sizes or tones, in order to produce a harmonious chiming jingle.

The natural impulse of the infant will be to seize the ring E and draw it into its mouth, and in thus doing the bells will be caused to ring, thereby amusing the child when awaking and notifying its attendant that the child is awake. When applied to a baby-carriage, the bells will be rung by the bounding of the vehicle, and thereby attract the attention of pedestrians.

Having thus described my invention, what I claim as new, and desire to secure by Letters Patent, is—

1. The combination, with a suitable supporting-rod, of a series of bells suspended from said rod by an elastic stringer, substantially as described, said supporting-rod being designed for attachment to a baby-carriage, cradle, &c., as set forth.

2. The combination, with the rod A, carrying an elastic stringer, B, of the bells C and strap D, secured to said stringer, substantially as described.

3. The combination, with the rod A, carrying the rings *a*, and the elastic stringer B, carrying the bells C and the strap D, with its teething-ring E, substantially as and for the purposes set forth.

In testimony whereof I have hereunto subscribed my name in the presence of two subscribing witnesses.

JERUSHA M. BESSE PRICE.

Witnesses:

JNO. E. MOON,

W. B. KINGSLEY.