

(No Model.)

W. V. KAY.
COMBINED RING AND BUCKLE.

No. 355,536.

Patented Jan. 4, 1887.

Fig. 1.

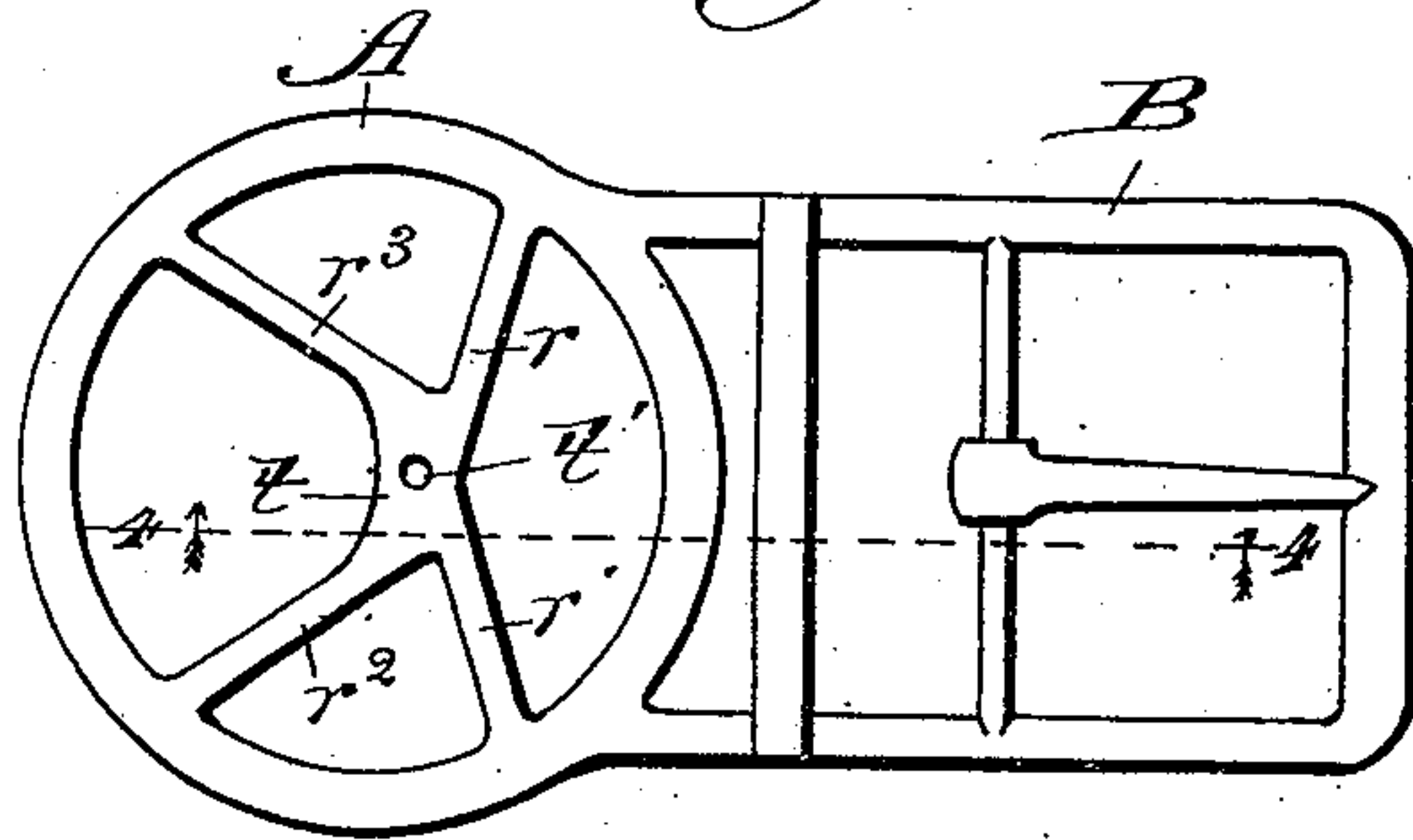


Fig. 2.

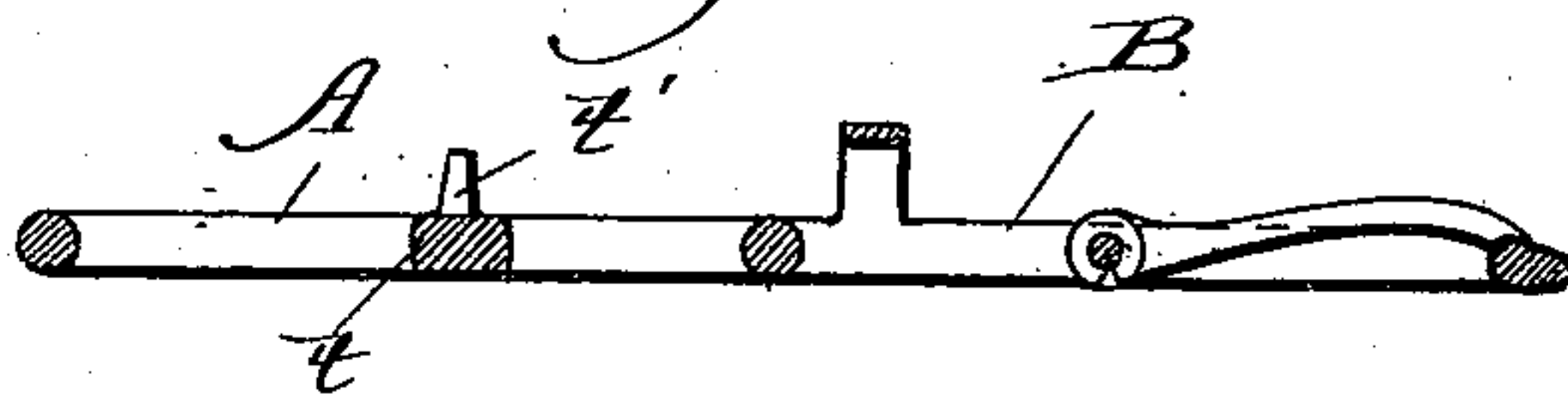


Fig. 3.

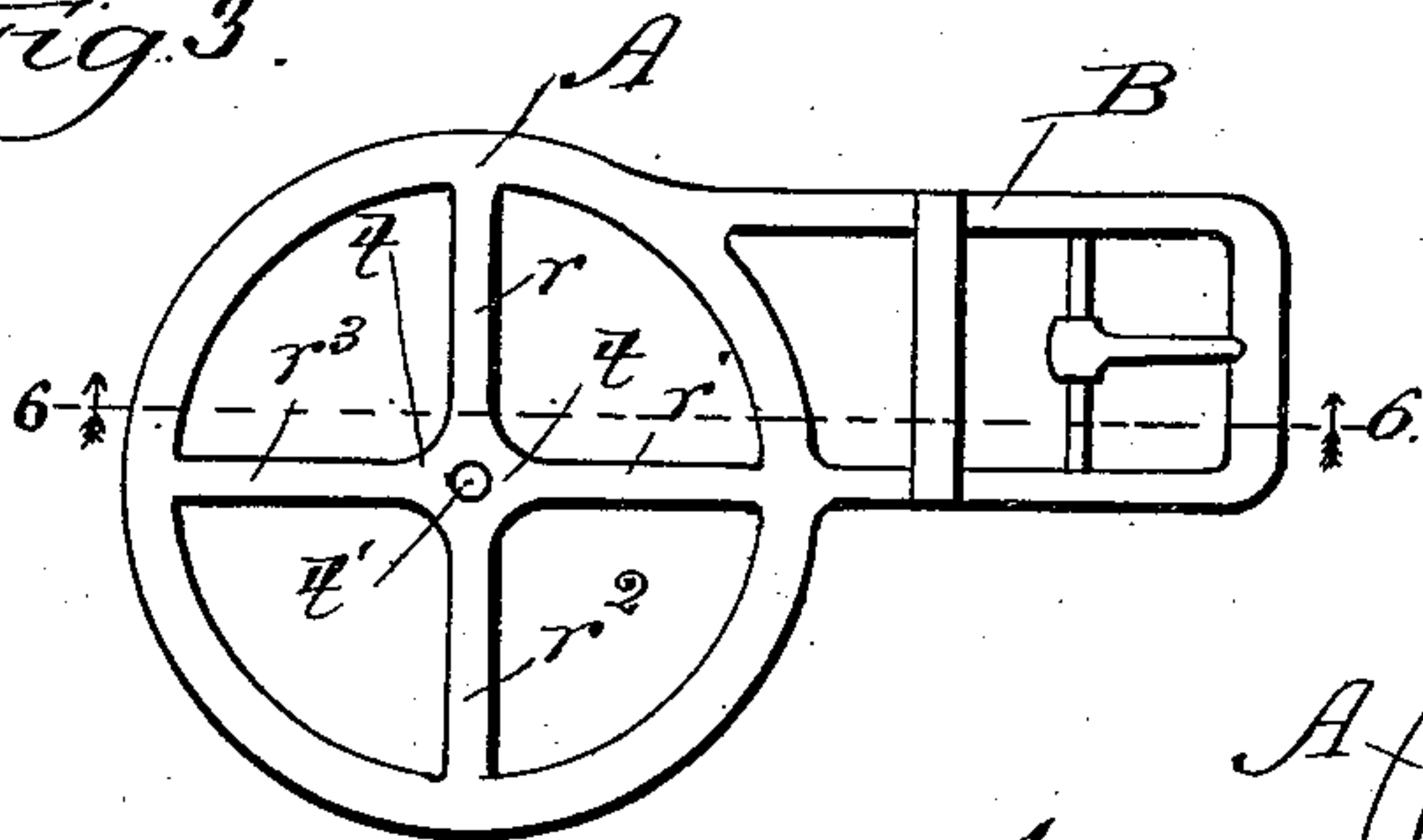


Fig. 4.

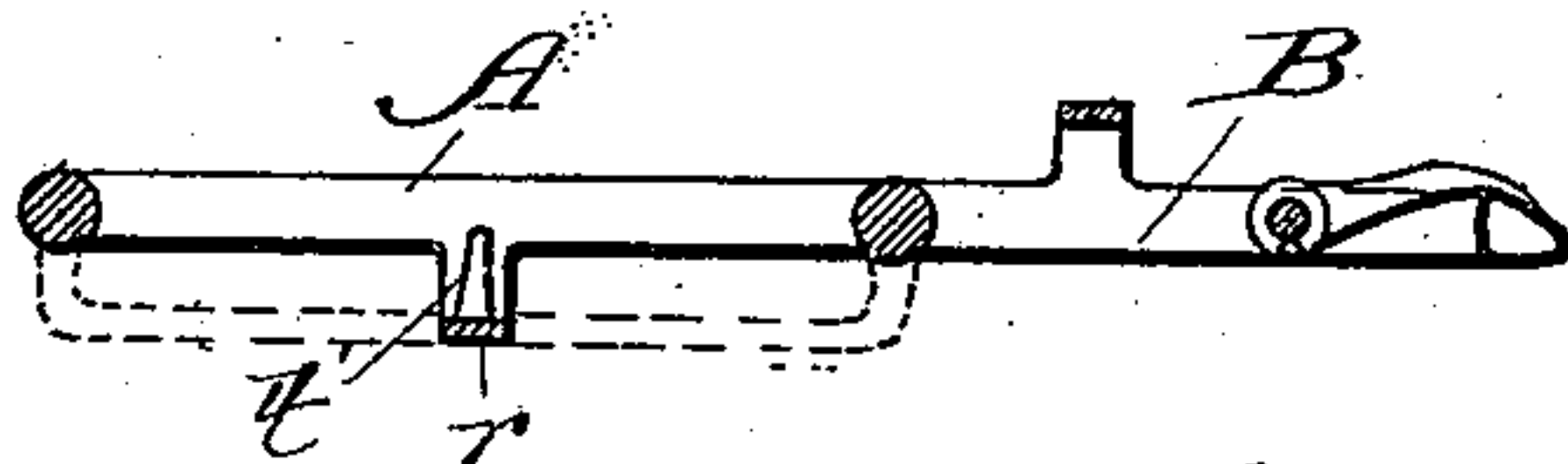


Fig. 5.

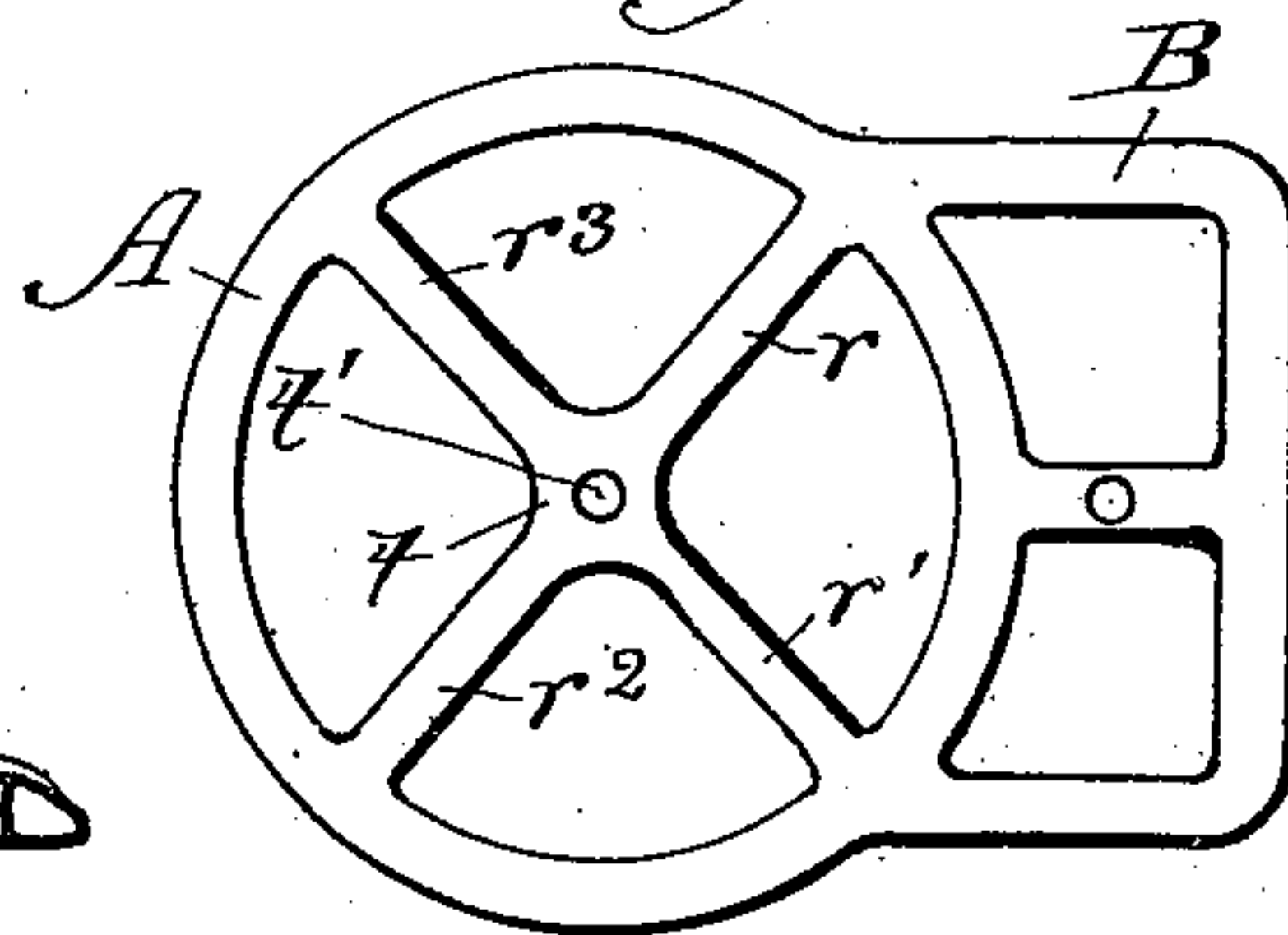
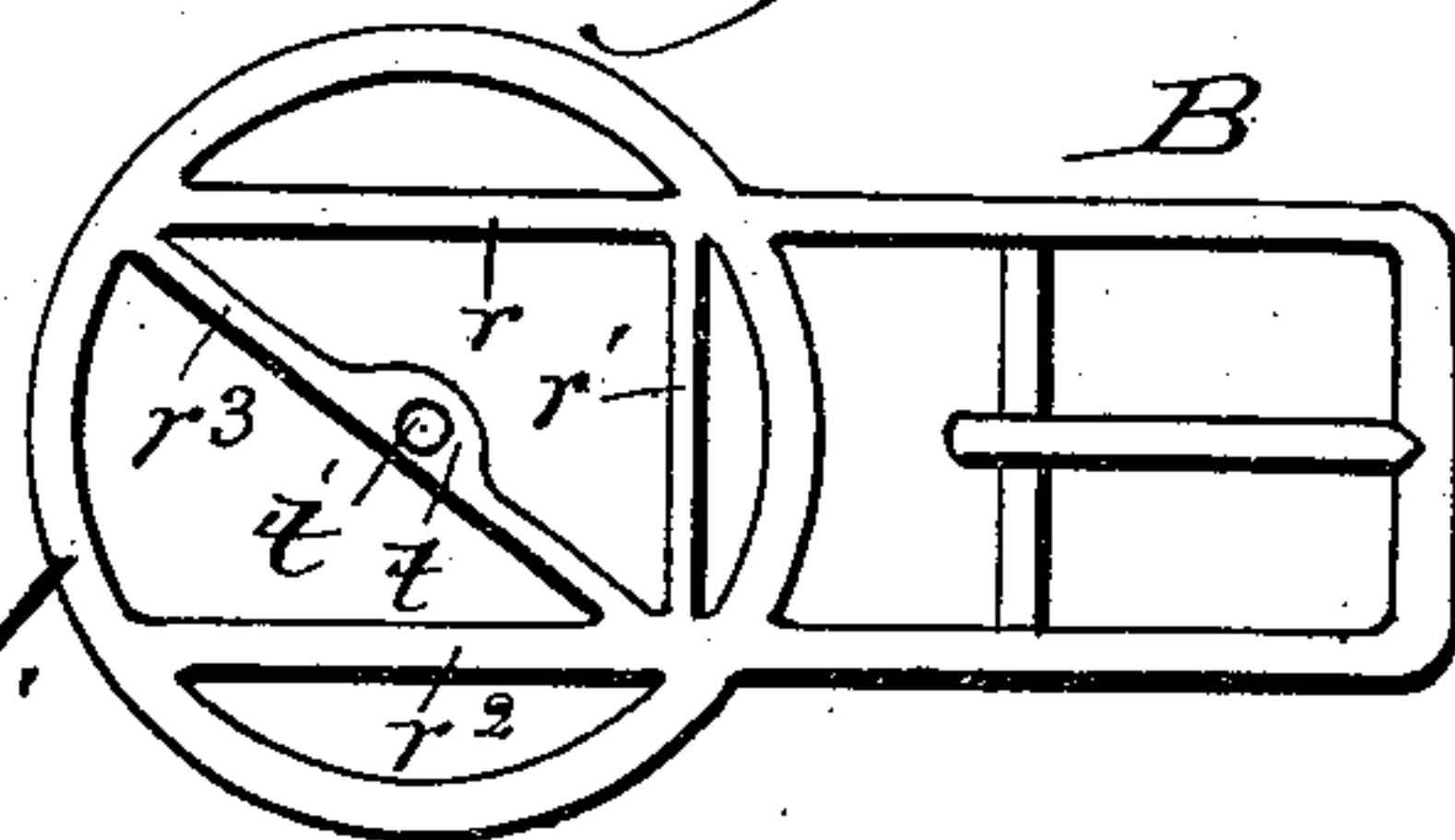


Fig. 6.



Witnesses:
Chas. Gaylord,
J. W. Dyrenforth.

Inventor:
William V. Kay.
By Dyrenforth & Dyrenforth
Attys

UNITED STATES PATENT OFFICE.

WILLIAM V. KAY, OF BELTON, TEXAS.

COMBINED RING AND BUCKLE.

SPECIFICATION forming part of Letters Patent No. 355,536, dated January 4, 1887.

Application filed July 22, 1886. Serial No. 208,712. (No model.)

To all whom it may concern:

Be it known that I, WILLIAM V. KAY, a citizen of the United States, residing at Belton, in the county of Bell and State of Texas, have invented a certain new and Improved Combined Halter-Ring and Buckle; and I hereby declare the following to be a full, clear, and exact description of the same.

It is my object to provide a device particularly for use in halters, whereby the manufacture of the latter may be accomplished without so much sewing or riveting of the parts together as is required where the ordinary halter-ring is used.

Although my improved device is capable of application to purposes other than harnesses, the present description is, for the sake of convenience, confined to its use as a trimming in the manufacture of halters, wherein the object above set forth is attained.

Of the styles of halters at present used two are the most common, one being the "bridle-halter," made like a bridle, except that it is provided with a chin and nose band, and the other being the so-called "five-ring halter," wherein no brow-band is provided. In the latter the cheek-strap goes to a ring at the side of the brow, and from the same ring a strap runs under the throat, the halter buckling on the animal by a strap coming from the off brow-ring and passing over the neck into a buckle sewed to the near brow-ring.

My device may be used for either style of halter, and by folding the web or other material used upon the bars in the ring the halter may be made of one continuous piece, except as to the throat-strap for the bridle-halter and the neck-piece for the five-ring halter.

In the accompanying drawings, Figure 1 is a plan view of my device in one of its forms; Fig. 2, a sectional view of the same, taken on the line 4 4 of Fig. 1; Fig. 3, a plan view of a modified construction; Fig. 4, a sectional view taken on the line 6 6 of Fig. 3, and Figs. 5 and 6 plan views of further modified constructions.

The device shown in Fig. 1 is for a five-ring halter, and has bars r , r' , r^2 , and r^3 , secured at a common center, t , the buckle being large to receive the end of the broad neck-strap, the material for one cheek being passed over the bars r^2 and r^3 and crossed on itself at the

opposite sides of the bars to extend around the throat and into a similar ring on a buckle to which the opposite end of the neck-strap is buckled, wherein it is again folded in a similar manner and continued to form the opposite cheek-strap. It is once again folded in a similar manner and passed around to another such ring, thereby forming the nose-band. The spud-tongue t' on the center t is only for use when the material in the halter is not continuous, to secure to it the ends of the separate pieces of material; when continuous, however, as described, it may be omitted.

The device shown in Fig. 3 is provided with a small buckle, B, for the throat-strap, which is usually narrower than the neckband, and the cross-bars r , r' , r^2 , and r^3 in the ring are arranged to permit proper folding of the strap at the throat for the continuous material when employed, or to afford a support for the spud-tongue when the latter is used, as hereinafter described.

In Fig. 5 the arrangement of the bars within the ring differs somewhat from their arrangement as shown in preceding figures, and the buckle B is short and provided with a spud-tongue instead of a loose tongue, the construction being for use when it shall be desired to extend the throat-latch around the animal's neck.

The device as represented in Fig. 6 differs but slightly in construction from that shown in Fig. 1. This is to permit the web or other material to be folded in a different manner for a bridle-halter.

In the modifications represented in Figs. 5 and 6 the spud-tongues t' may be omitted when not required in the feature of the continuous construction of the halter hereinbefore described.

What I claim as new, and desire to secure by Letters Patent, is—

The combination of a buckle, B, a ring, A, extending in a horizontal plane from the buckle and forming a permanent rigid part of the same, and bars r , r' , r^2 , and r^3 within the ring, substantially as and for the purpose set forth.

WM. V. KAY.

In presence of—

J. L. KAY,

WM. G. KAY.