

(No Model.)

W. E. DIPPERT.

HAME.

No. 354,628.

Patented Dec. 21, 1886.

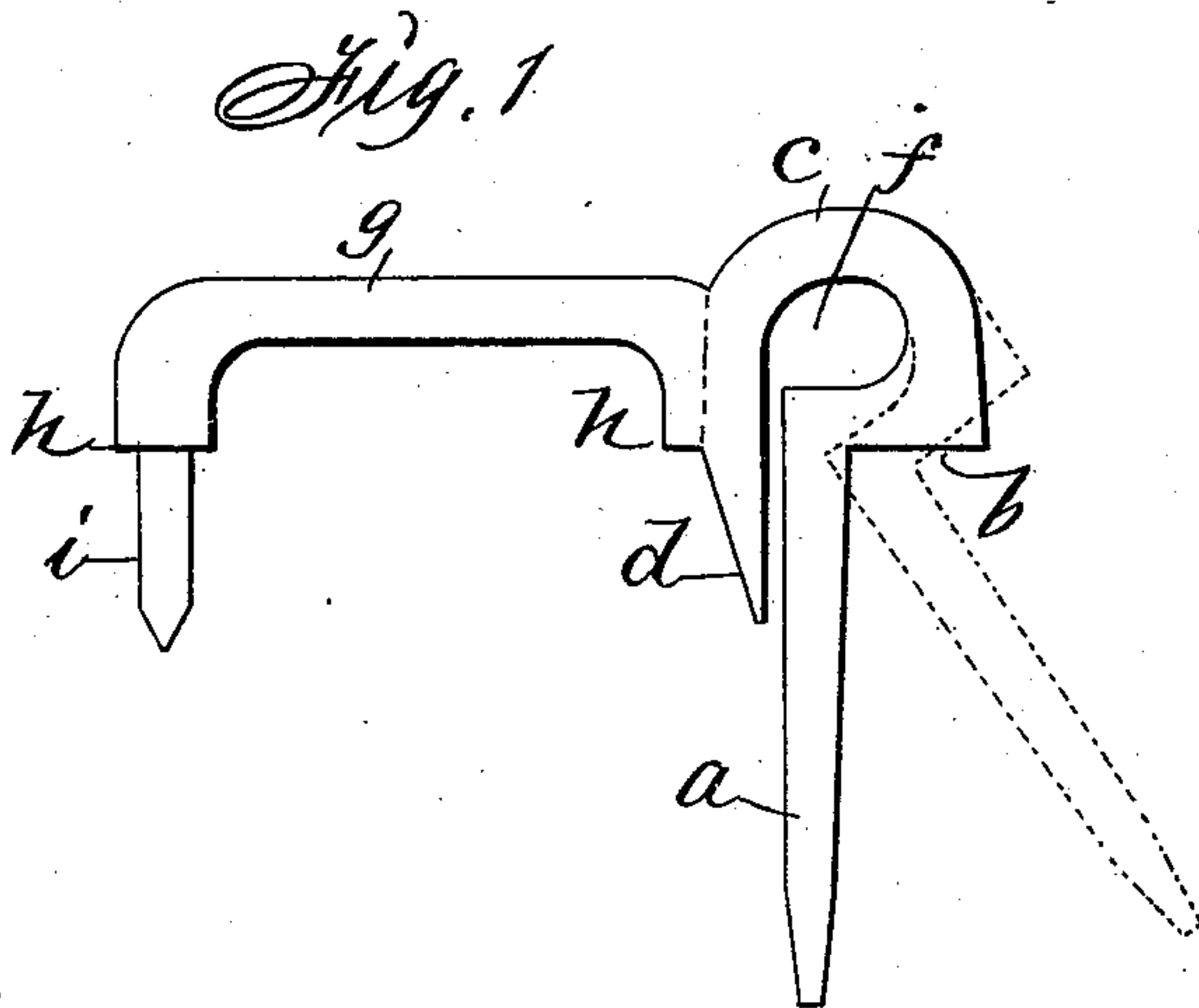


Fig. 2


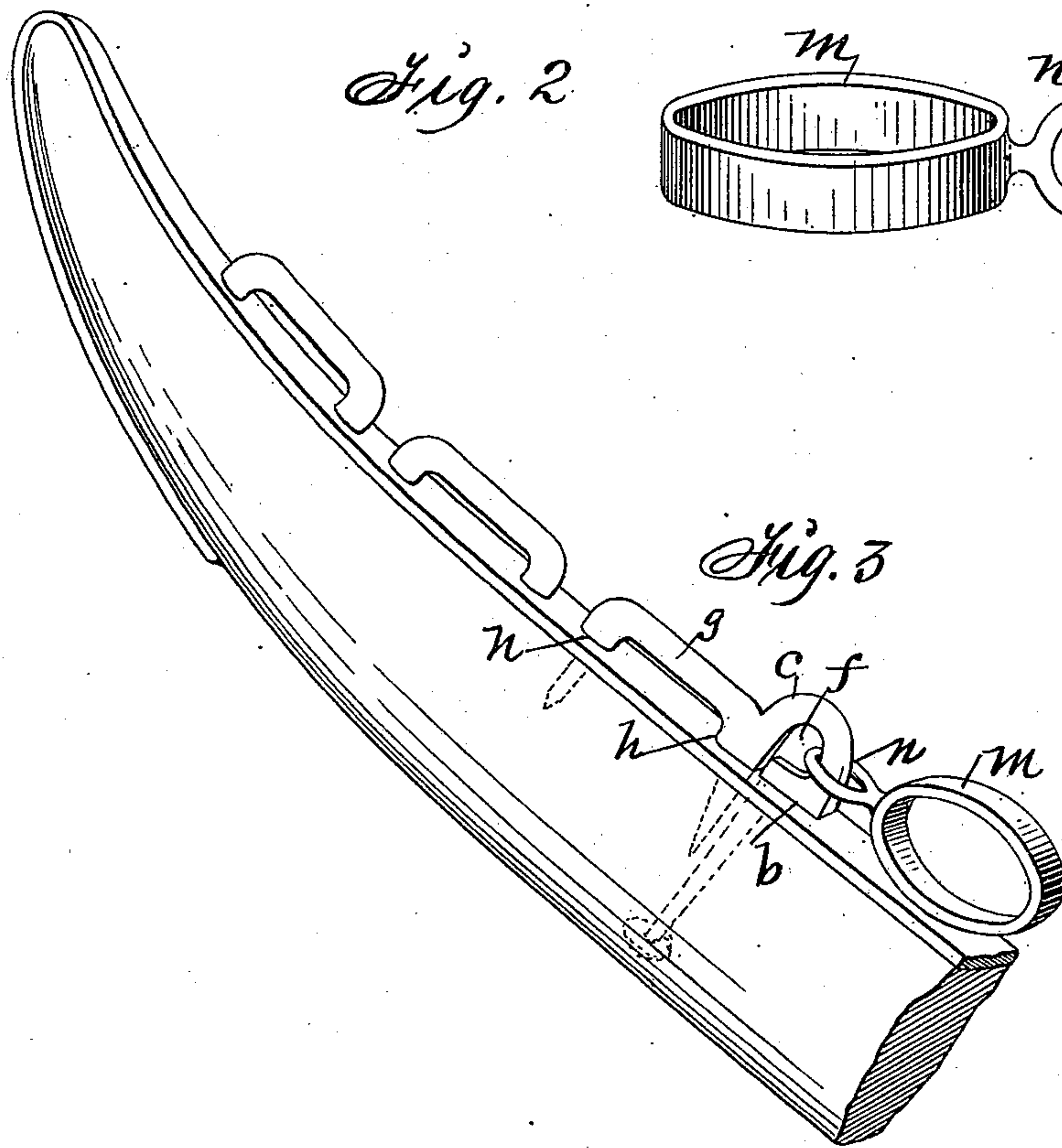


Fig. 3



Witnesses:

A. H. Orwig.

M. A. Anderson.

Inventor:

William E. Dippert,

By Thomas G. Orwig, Atty.

UNITED STATES PATENT OFFICE.

WILLIAM E. DIPPERT, OF DES MOINES, IOWA.

HAME.

SPECIFICATION forming part of Letters Patent No. 354,628, dated December 21, 1886.

Application filed November 9, 1885. Serial No. 182,164. (No model.)

To all whom it may concern:

Be it known that I, WILLIAM E. DIPPERT, a citizen of the United States of America, and a resident of Des Moines, in the county of Polk and State of Iowa, have invented a new and useful Improvement in Harness - Hames, of which the following is a specification.

My object is to permanently secure a line-ring to a hame in such a manner that it will depend from its support in a right-angled position relative to the edge of the hame, to facilitate the passage of a line, and to direct and carry a line or driving-rein without causing the binding, friction, and wear incident to line-rings that turn and twist relative to the hames and lines.

My invention consists in the construction of a staple, substantially as described, and combining a line-ring therewith that has an eye extending at right angles from its periphery, and then jointly securing the staple and line-ring to a hame, as hereinafter set forth, pointed out in my claims, and illustrated in the accompanying drawings, in which—

Figure 1 is a side view of a staple and loop combined; Fig. 2, a line-ring having an eye extending at right angles therefrom; and Fig. 3, a section of hame having a staple, loop, and line-ring attached thereto, as required for practical use.

a is a staple-leg, adapted to be passed through a hame and riveted fast.

b is a head and square shoulder, extending at right angles from the top end of the leg *a*.

c is a branch and circular bend that extends backward over the shoulder *b*, and then downward parallel with the top portion of the leg *a*, to terminate in a pointed end, *d*, and to produce an open eye, *f*.

g is a strap-loop, preferably formed integral with the circle and branch *c*, to extend horizontally therefrom.

h h are shoulders, formed at the base of the loop and in line with the square shoulder *b*, to rest upon the surface of the hame.

i is a pointed end corresponding with the part *d*, and adapted to penetrate the wood and to aid in securely fixing the complete device to the hame.

The loop *g* may be left off when desired, as indicated by dotted lines in Fig. 1.

m is a line-ring, and *n* an integral eye extending at right angles therefrom. The eye *n* may be open, as shown in Fig. 2, to adapt it to be attached to the staple and hame after the staple having an open eye is riveted to the hame, as required to replace a line-ring when accidentally broken without loosening the staple; but the eye *n* is preferably closed and placed in the eye of the staple by bending the staple-leg, as shown by dotted lines in Fig. 1, and slipping the eye on the ring over the staple-leg, and then bringing the staple-leg back to its normal position, as required to secure the staple, loop, and ring jointly to the hame, by passing the staple-leg through the hame and riveting it fast and driving the points *d* and *i* into the hame, as indicated by dotted lines in Fig. 3.

I claim as my invention—

1. A hame staple and loop consisting of the leg *a*, head and shoulder *b*, circular branch *c*, terminating in a short leg, *d*, and the horizontal extension *g h i*, for the purposes stated.

2. The combination of the staple and loop, consisting of a leg, *a*, head and shoulder *b*, circular branch *c*, short leg *d*, and the horizontal extension *g h i*, and the line-ring *m n* with a harness-hame, for the purposes stated.

WILLIAM E. DIPPERT.

Witnesses:

C. D. HUDGINS,

THOMAS G. ORWIG.