

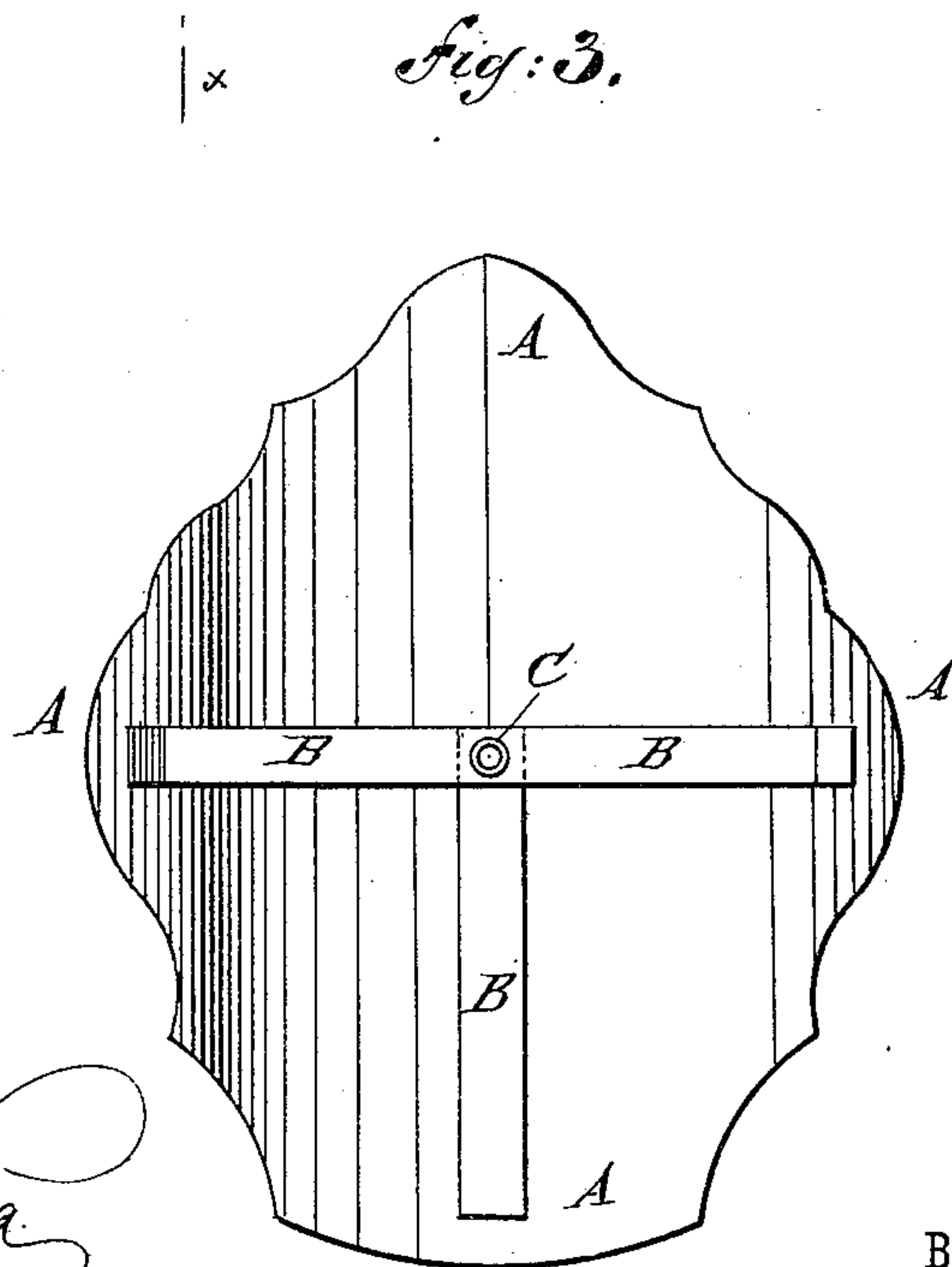
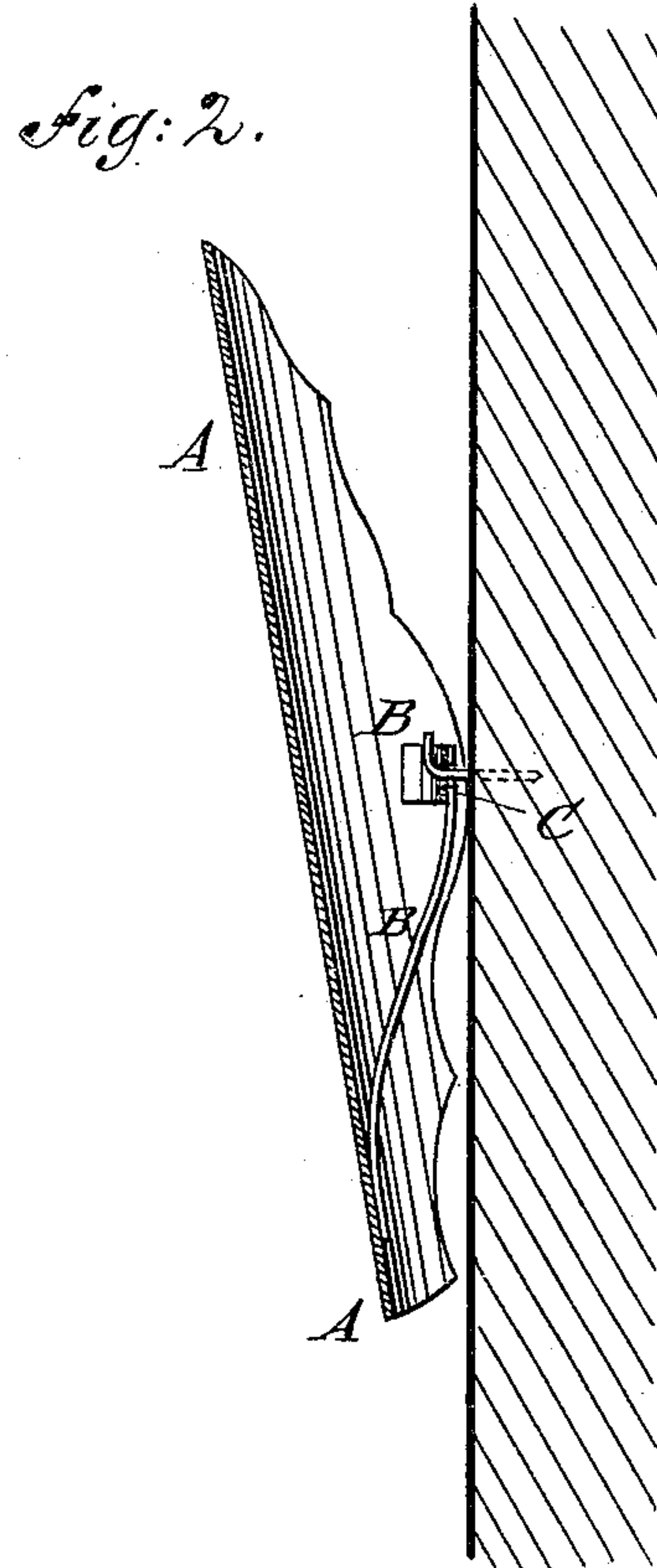
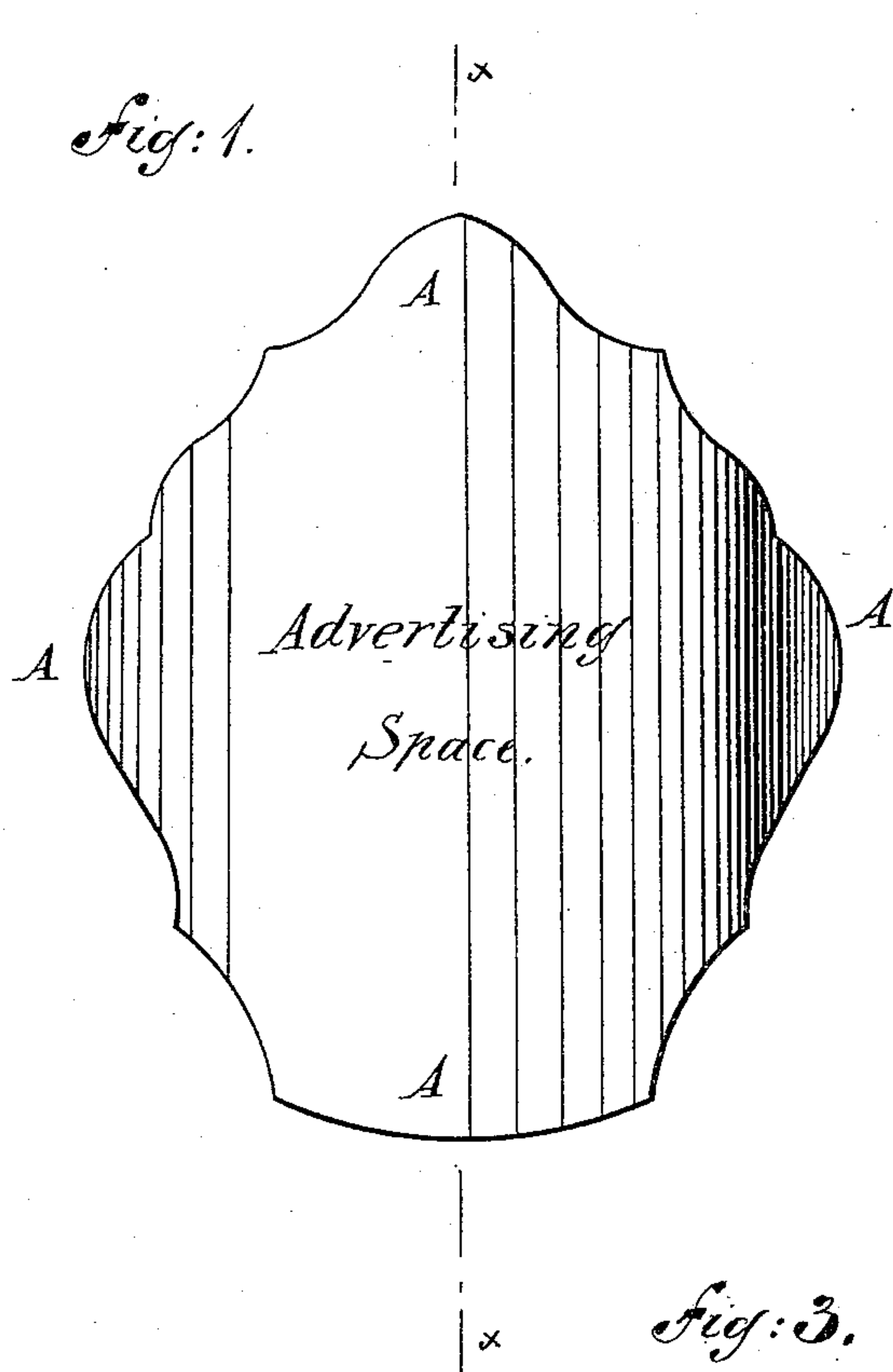
(No Model.)

C. KERNITZ.

FANCY SHOW CARD.

No. 354,152.

Patented Dec. 14, 1886.



WITNESSES:

*Chas. Nida*  
*C. Sedgwick*

INVENTOR:

*C. Kernitz*  
BY *Munn & Co*  
ATTORNEYS.

# UNITED STATES PATENT OFFICE.

CHARLES KERNITZ, OF LONG ISLAND CITY, NEW YORK.

## FANCY SHOW-CARD.

SPECIFICATION forming part of Letters Patent No. 354,152, dated December 14, 1886.

Application filed December 22, 1885. Serial No. 186,459. (No model.)

*To all whom it may concern:*

Be it known that I, CHARLES KERNITZ, of Long Island City, in the county of Queens and State of New York, have invented certain new and useful Improvements in Fancy Show-Cards, of which the following is a full, clear, and exact description.

Reference is to be had to the accompanying drawings, forming part of this specification, in which similar letters of reference indicate corresponding parts in all the figures.

Figure 1 is a front elevation of one of my fancy show-cards. Fig. 2 is a sectional side elevation of the same, taken through the line *xx*, Fig. 1, and illustrating its position when suspended. Fig. 3 is a rear elevation of the show-card.

The object of this invention is to provide fancy show-cards designed especially for firemen's use in advertising balls and displaying other notices, but which may be used for various other purposes.

A represents the show-card, which is made in the form of a shield, and is curved laterally into semi-cylindrical form. To the rear side of the show-card A, at or near its side edges, are secured the ends of the side arms of the three-armed strap B, the end of the lower arm of which is secured to the lower part of the rear side of the said shield.

The three-armed strap B keeps the show-card A in shape, and in the said strap, at the point of meeting of its three arms, is formed, or to it is attached, an eye, C, to receive the nail or hook from which the said show-card is suspended.

With this construction the show-card, when suspended, will take a position with its upper end inclined outward, as illustrated in Fig. 2, so that the announcement upon its forward side can be readily seen.

Having thus described my invention, I claim as new and desire to secure by Letters Patent—

The combination, with the show-card A, made in the form of a shield and curved laterally into semi-cylindrical form, of the three-armed strap B, secured to the side parts and lower end of the said shield, and provided with an eye, C, at its center, substantially as herein shown and described, whereby the said show-card can be readily suspended, and when suspended will take an inclined position, as set forth.

CHARLES KERNITZ.

Witnesses:

JAMES T. GRAHAM,  
C. SEDGWICK.