

(No Model.)

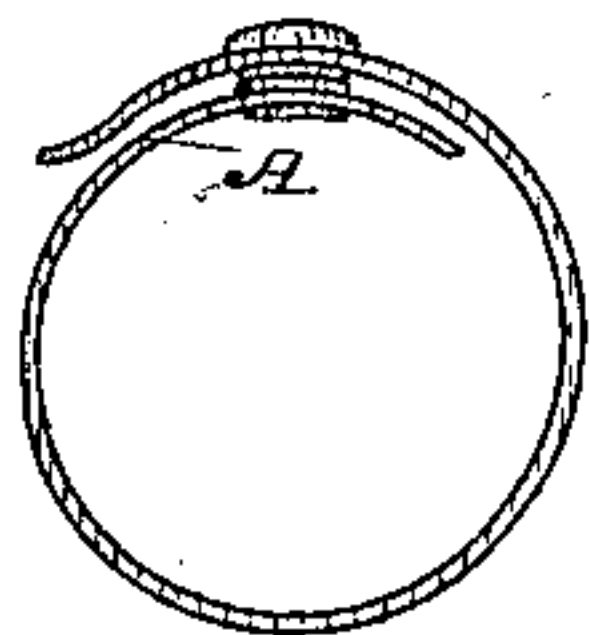
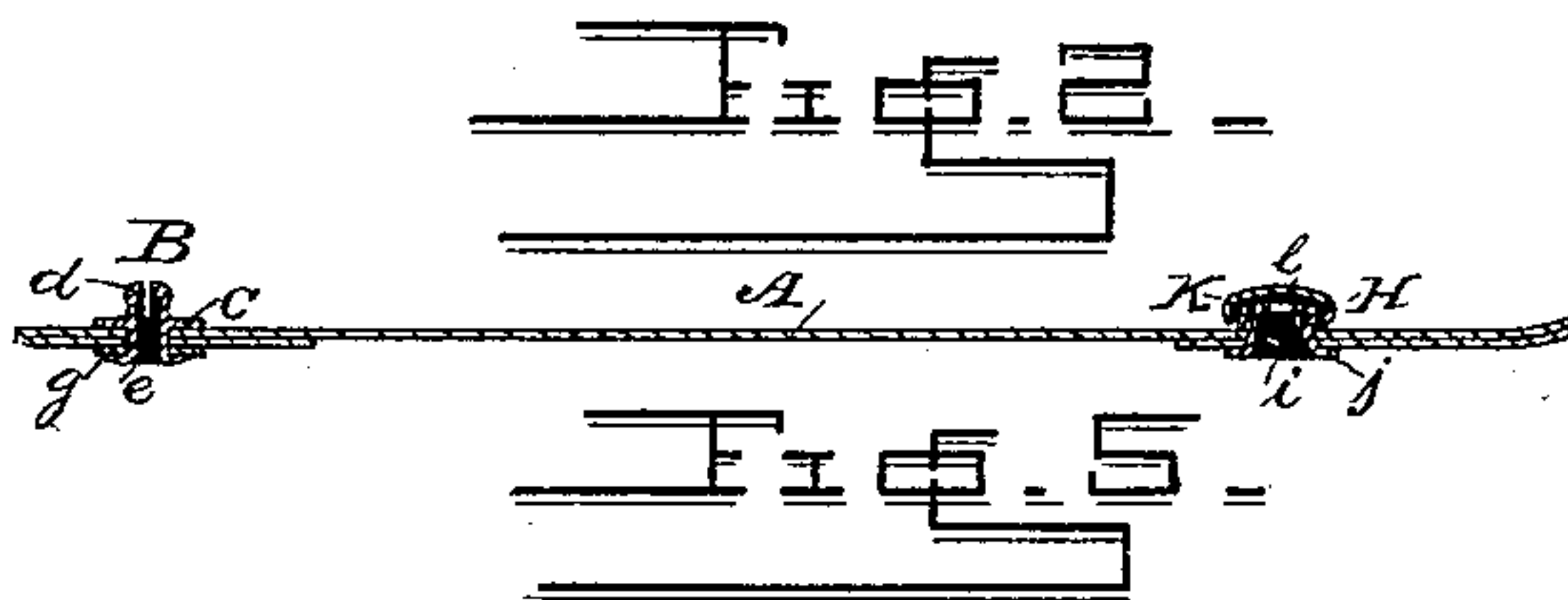

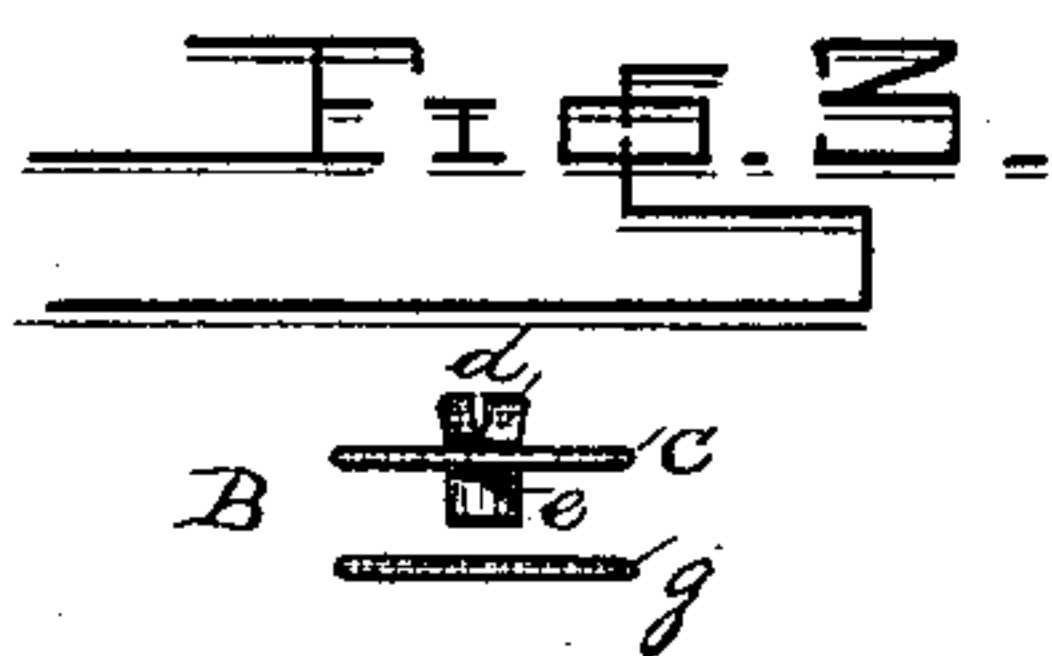
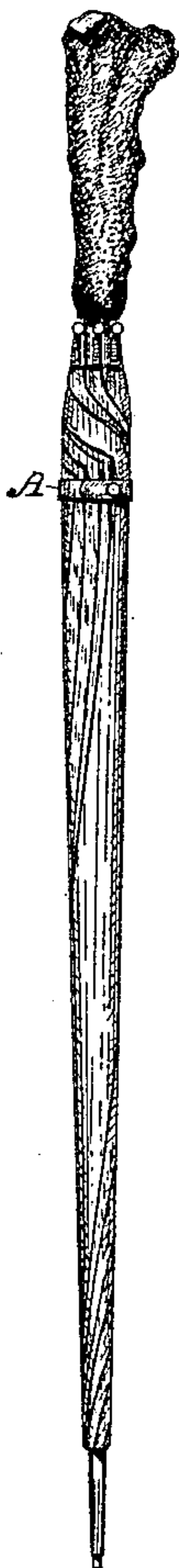
J. T. SMITH.

UMBRELLA OR PARASOL TIE.

No. 353,764.

Patented Dec. 7, 1886.

Fig. 1.



WITNESSES

Josh. H. Blackwood
C. B. Thompson.

INVENTOR
James T. Smith
By M. Doolittle
Attorney

UNITED STATES PATENT OFFICE.

JAMES T. SMITH, OF NEW YORK, N. Y.

UMBRELLA OR PARASOL TIE.

SPECIFICATION forming part of Letters Patent No. 353,764, dated December 7, 1886.

Application filed September 16, 1886. Serial No. 213,664. (No model.)

To all whom it may concern:

Be it known that I, JAMES T. SMITH, a citizen of the United States, residing at New York, in the county of New York and State of New York, have invented certain new and useful Improvements in Umbrella or Parasol Ties; and I do hereby declare the following to be a full, clear, and exact description of the invention, such as will enable others skilled in the art to
10 which it appertains to make and use the same.

My invention consists of an umbrella or parasol band and fastening device, as hereinafter described and claimed.

It is illustrated in the accompanying drawings, in which Figure 1 is a view of a closed umbrella with my improvement in position; Fig. 2, a longitudinal sectional view of an umbrella-band and the fastening device; and Figs. 3, 4, and 5, details.
15

A represents a silk or other form of band provided at one end with an eyelet, B, having a central flange, *c*, a split pin, *d*, rising above the flange, and an open knob, *e*, extending below said flange. That end of the band to
20 which this eyelet is secured is first doubled, the lower knob put through the doubled end, a metallic ring, *g*, put over the knob *e*, and the knob *e* then closed or eyeleted down upon the ring.

H constitutes the cap or cover for the split pin *d* of the eyelet B. It consists of a central eyelet-stem, *i*, having a bottom flange, *j*, and a rounded cap, K, composed of an outer piece of metal, *l*, with its edges cut in sections and bent down over the edge of an interior metal
30 ring, *m*.

The end of the band to receive the cover H is first doubled, the eyelet-stem *i* put through it, and then the cap K pressed down on the stem *i*, which is held tight by the spring
40 action of the metal ring *m* and the turned-in edges of the piece *l*.

In uniting the ends of the band or tie, the cover H is pressed down over the pin *d* of the eyelet, and when so pressed down the strain
45 of the umbrella upon the parts will be found to be sufficient to hold them closed.

What I claim is—

An umbrella or parasol tie consisting of the band A, in combination with the eyelet B, and
50 the cover H, constructed substantially as and for the purpose described.

In testimony whereof I affix my signature in presence of two witnesses.

JAS. T. SMITH.

Witnesses:

WM. S. MARSH,
LEWIS LEFFERTS.