

(No Model.)

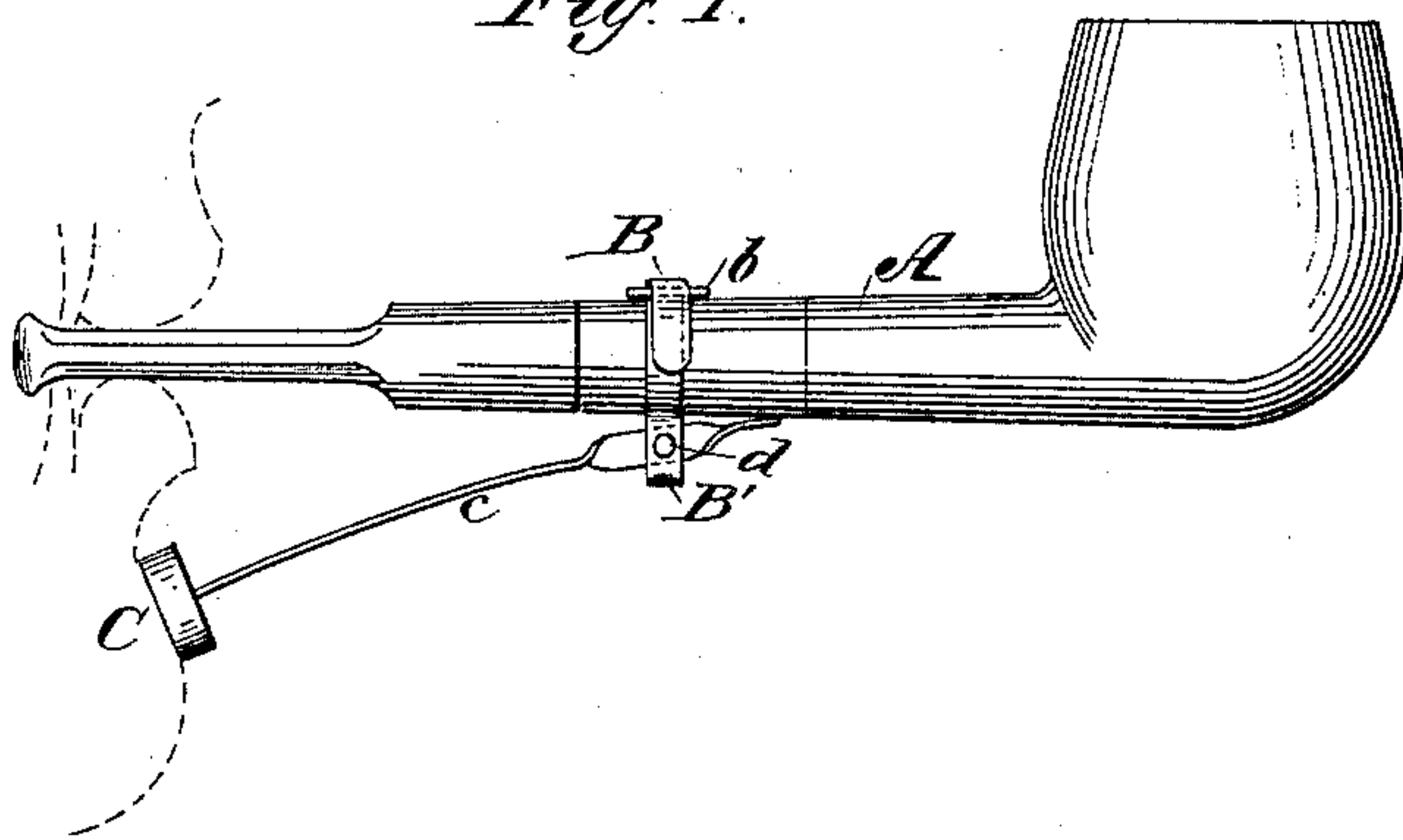
T. S. BRADY.

CHIN REST FOR TOBACCO PIPES.

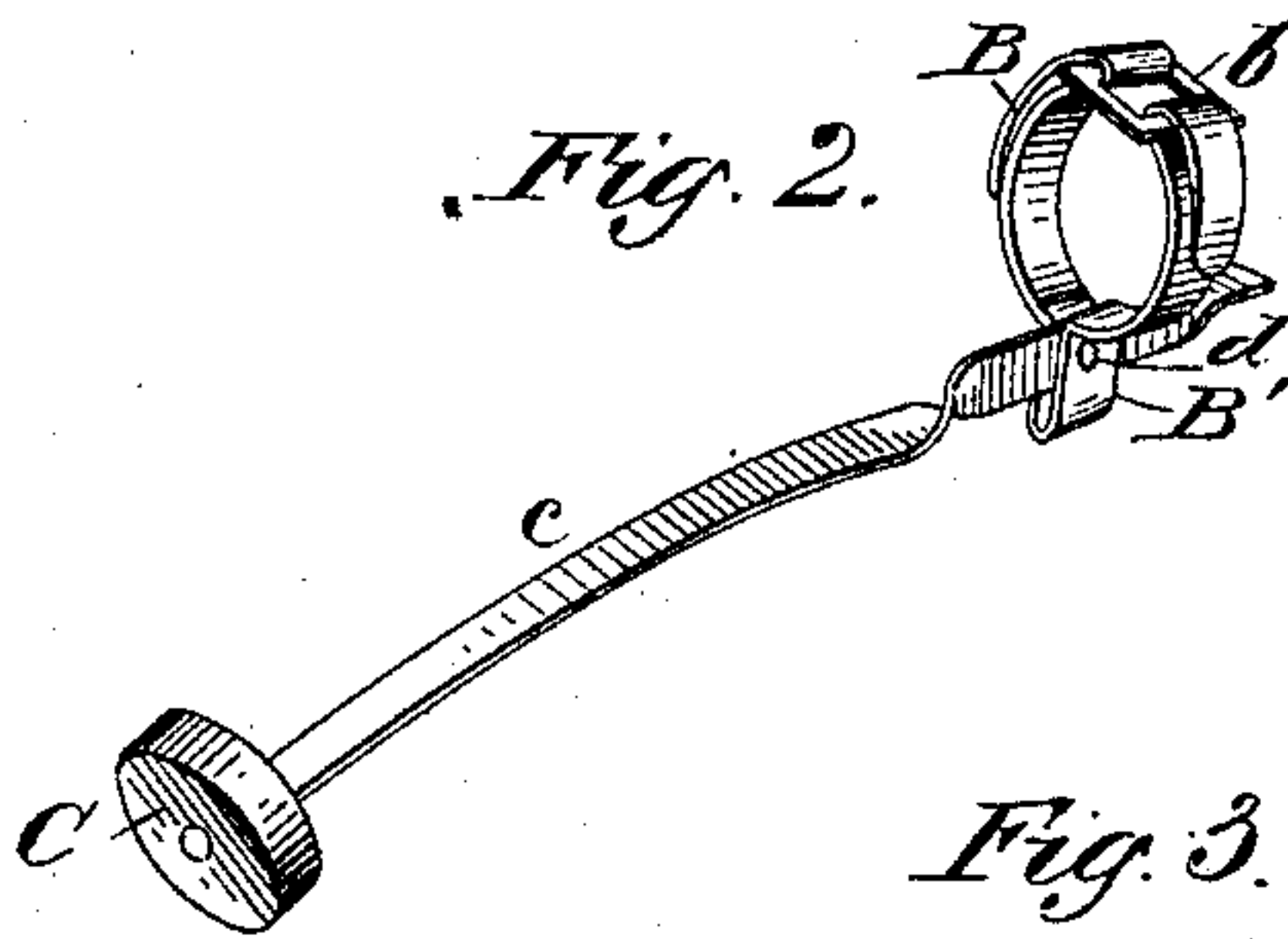
No. 353,197.

Patented Nov. 23, 1886.

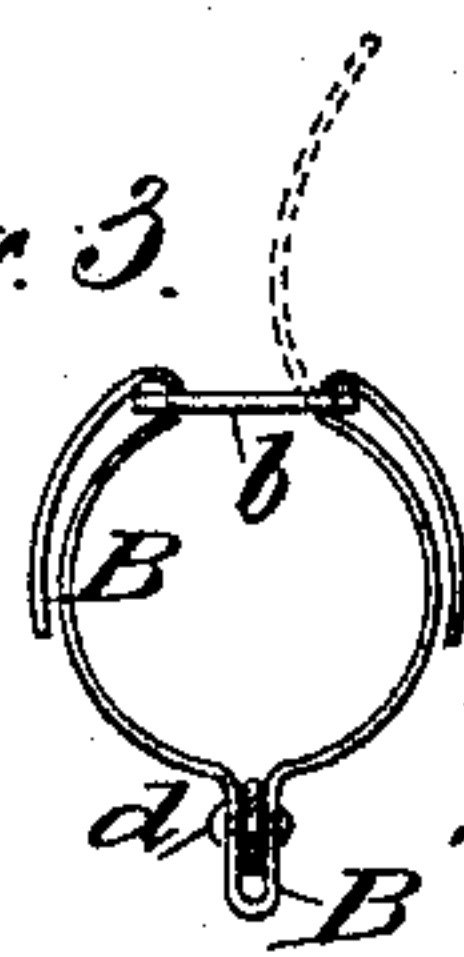
*Fig. 1.*



*Fig. 2.*



*Fig. 3.*



WITNESSES:

*Geo. B. Fitch*  
*Benj. S. Van Wyck*

INVENTOR

*Thomas S. Brady*

BY

*Theodore Ritter*

ATTORNEY

# UNITED STATES PATENT OFFICE.

THOMAS S. BRADY, OF NEW YORK, N. Y..

## CHIN-REST FOR TOBACCO-PIPES.

SPECIFICATION forming part of Letters Patent No. 353,197, dated November 23, 1886.

Application filed September 2, 1886. Serial No. 212,479. (No model.)

*To all whom it may concern:*

Be it known that I, THOMAS S. BRADY, a citizen of the United States, and a resident of New York, in the county of New York and State of New York, have invented a certain new and useful Improvement in Chin-Rests for Tobacco-Pipes, of which the following is a specification.

My improvement consists of an attachment which is adapted to any ordinary form of tobacco pipe, and may be readily placed in position or removed therefrom, having for its object convenience and to facilitate the support of such pipes between the teeth while smoking, and relieve the compression and strain to the teeth, which is likely to prove injurious.

I accomplish my purpose by means of a small chin-rest, (shown in the accompanying drawings,) which allows the weight of the pipe-bowl to be counteracted, mostly by pressure against the chin.

Having reference to the accompanying drawings, Figure 1 is a side view of a tobacco-pipe provided with my improved device, and showing the relation of said device to the chin and mouth of the person by dotted lines. Fig. 2 is an enlarged perspective view of the device detached from the pipe. Fig. 3 is a detail transverse view of the strap B of the device, with the brace *c* in section.

The collar or strap B of the device is composed of a thin strip of malleable metal, and, being provided with a buckle or transversely-slotted piece, *b*, is capable of adjustment at any point on the tapering stem A of the pipe, or may be applied to pipe-stems of varying size and form by sliding the flexible band through the slot of the said piece *b*, and buckling its free ends over the same, as shown in Fig. 3.

The brace or rod *c* is attached by means of a pivot or rivet, *d*, to a lug, B', formed on the under side of the strap B by looping it, the said rod *c* being held somewhat firmly between the sides of the lug by the compression of the said rivet, so that the said rod *c* is capable of a slight adjustment about the rivet or pivot *d*. The object of this adjustment is to permit the elongated end of the rod *c* to be placed in a more or less elevated or lowered

position at pleasure, the lowering movement being limited by contact of the shorter end of said rod upwardly against the under side of the pipe-stem, unless it is desired to permanently lower the elongated end of the rod to a greater extent, in which case the same, being pliable, may be bent as desired.

The elongated end of the rod *c* acts as a brace, which transmits the weight of the pipe to the chin of the person, and in order to ease and distribute the pressure of said rod, a pad, C, is provided at its end. The pad C may be placed at any distance below the mouth by the adjustment of the rod *c*, which I have fully described.

The device is applicable to pipe-stems of other forms than the one shown—such as curved or S-shaped stems—in which case the rod *c* may be so bent as to bring the pad C in its proper position relatively to the mouth-piece of the pipe, the prime object of the device being to maintain the horizontal position of the mouth-piece when held between the teeth and avoid the prying strain to the latter.

What I claim as my invention, and desire to secure by Letters Patent, is—

1. In a tobacco-smoking pipe having either a straight or curved stem, a brace-rod, *c*, attached by one end to and beneath the stem of said pipe, and having its opposite end provided with a chin-rest, C, located, by means of said brace-rod *c*, at a point vertically beneath the mouth-piece of said pipe, substantially as and for the purposes herein set forth.

2. In combination with the stem of a tobacco-smoking pipe and a brace-rod, *c*, located relatively thereto, as herein described, the adjustable strap B, buckling device *b*, and frictional pivot *d*, supporting said brace rod *c*, substantially as and for the purposes herein set forth.

Signed at New York, in the county of New York and State of New York, this 1st day of September, A. D. 1886.

THOMAS S. BRADY.

Witnesses:

EDW. E. FITZ GERALD,  
BENJ. S. VAN WYCK.