

(No Model.)

F. M. SEARS.
LADY'S CUFF SUPPORTER.

No. 353,166.

Patented Nov. 23, 1886.

Fig. 1.

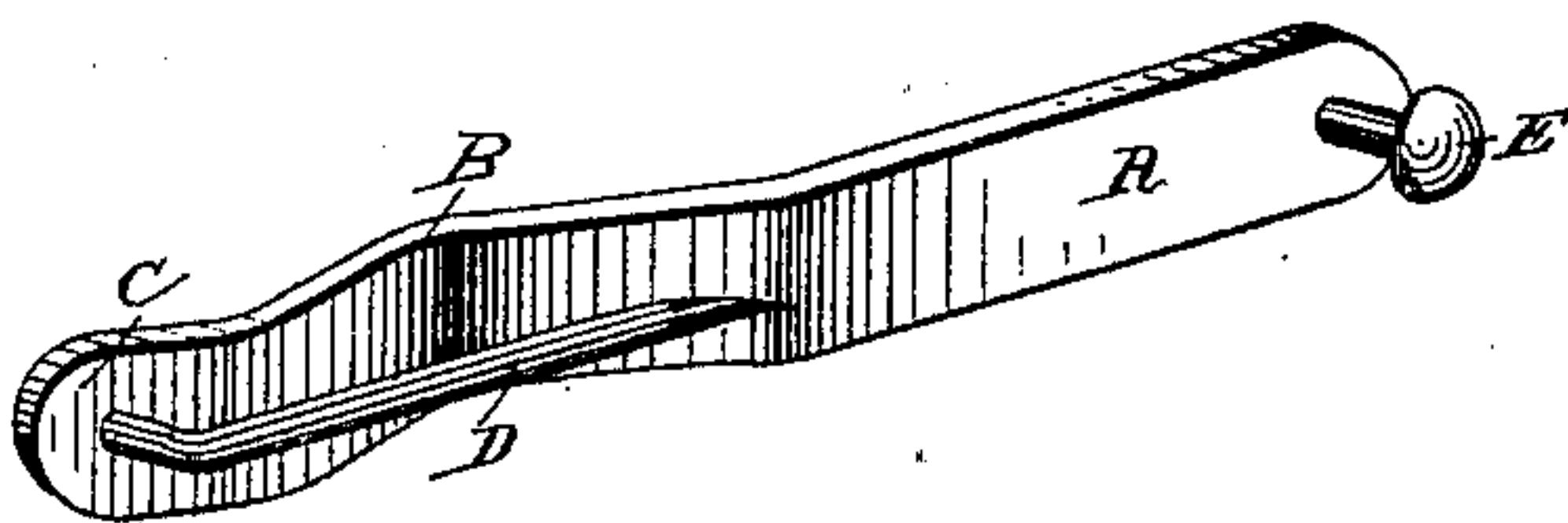


Fig. 2.

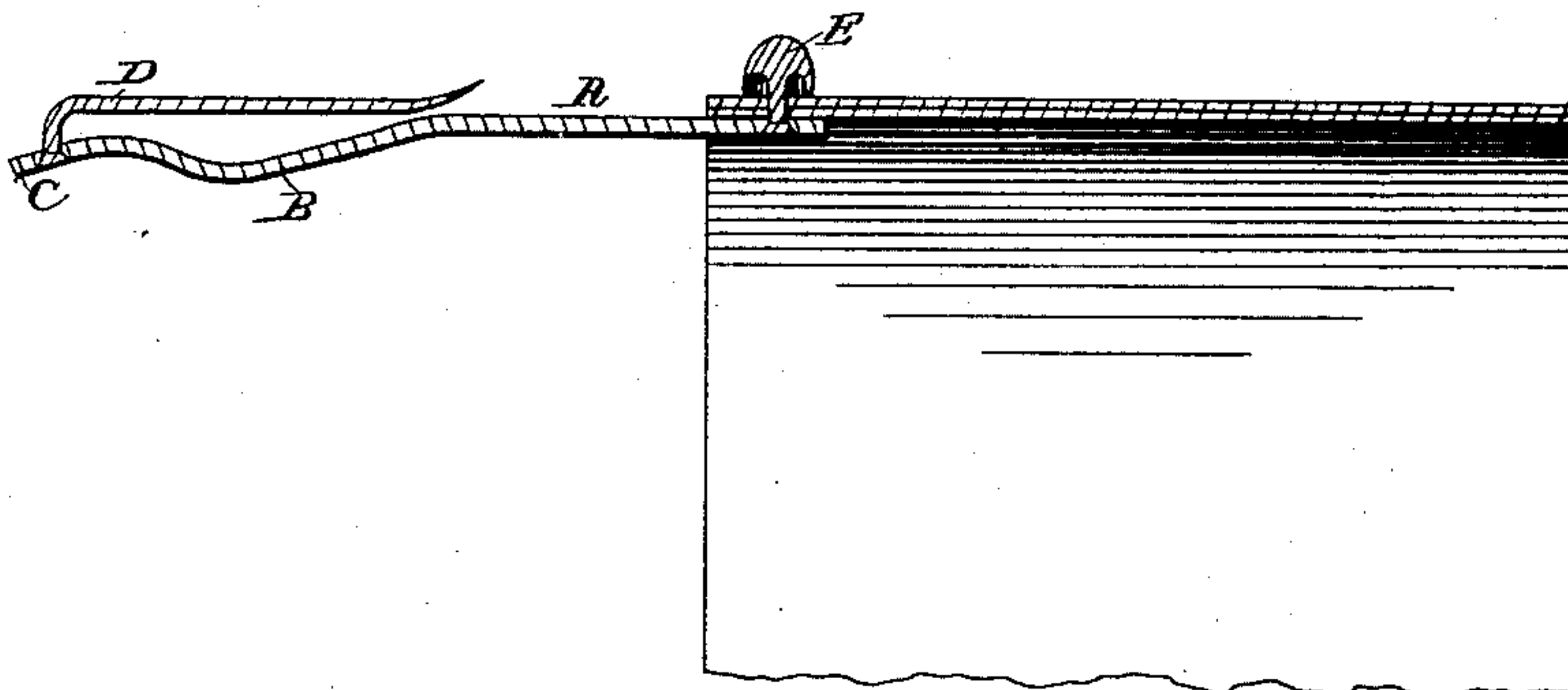



Fig. 3.



WITNESSES
F. L. Orourke
Edward Stanton

Frank M. Sears.
INVENTOR

By *Louis Bagger & Co.*
Attorneys.

UNITED STATES PATENT OFFICE.

FRANK MUMFORD SEARS, OF EAST SAGINAW, MICHIGAN, ASSIGNOR OF ONE-HALF TO GEORGE W. HAIGHT, JR., AND ALLEN YERRICK, BOTH OF SAME PLACE.

LADY'S CUFF-SUPPORTER.

SPECIFICATION forming part of Letters Patent No. 353,166, dated November 23, 1886.

Application filed May 17, 1886. Serial No. 202,367. (No model.)

To all whom it may concern:

Be it known that I, FRANK MUMFORD SEARS, a citizen of the United States, and a resident of East Saginaw, in the county of Saginaw and State of Michigan, have invented certain new and useful Improvements in Ladies' Cuff-Supporters; and I do hereby declare that the following is a full, clear, and exact description of the invention, which will enable others, skilled in the art to which it appertains to make and use the same, reference being had to the accompanying drawings, which form a part of this specification, and in which—

Figure 1 is a perspective view of my improved cuff-supporter. Fig. 2 is a sectional view showing the supporter or holder in position, and Fig. 3 is an edge view of the device.

Similar letters of reference indicate corresponding parts in all the figures.

My invention has relation to cuff holders or supporters, and more especially to cuff-holders for ladies' use; and it consists in the improved construction and combination of parts of a cuff-holder having a button at one end, or stud which may be buttoned into a button-hole of the cuff, while the other end of the device is provided with a pin or pointed hook which may be secured in the inside of the sleeve, as hereinafter more fully described and claimed.

In the accompanying drawings, the letter A indicates a flat bar having an outward bulge, B, at its middle, and one end, C, of this bar is bulged out and has the inner end of a pin, D, secured to it, the said inner end of the pin being bent and curved inward, so that the point of the pin will bear against the central bulge of the bar. The other end of the flat bar is provided with a button or stud, E, which may be of any suitable construction.

It will be seen that the button may be buttoned into a suitable button-hole in the cuff, and the pin may be hooked into the lining or inner side of the sleeve of the wearer's dress, so that the cuff will be supported from within the sleeve. The end of the pin will bear against the bulged portion of the bar, preventing the pin from working upward in the fabric after having been secured, and the bulged end, to which the bent inner end of the pin is secured, will cause the free pointed end of the pin to be pointed in toward the middle of the bar, so that after inserting the pin into the fabric of the sleeve the pin will have a tendency to pass out of the fabric with its point, and to confine the portion of the fabric held by the pin between the bent inner end of the same and the bulged central portion of the flat bar.

Having thus described my invention, I claim and desire to secure by Letters Patent of the United States—

A cuff-holder consisting of a flat bar having its middle bulged outward, and having one end bulged outward, a pin secured with its inner bent end to the face of the bulged portion, and having its free end projecting against the bulged central portion of the flat bar, and a button or stud projecting from the face of the other end of the bar, as and for the purpose shown and set forth.

In testimony that I claim the foregoing as my own I have hereunto affixed my signature in presence of two witnesses.

FRANK MUMFORD SEARS.

Witnesses:

ROBT. HALL,
CHAS. A. WOOD.