

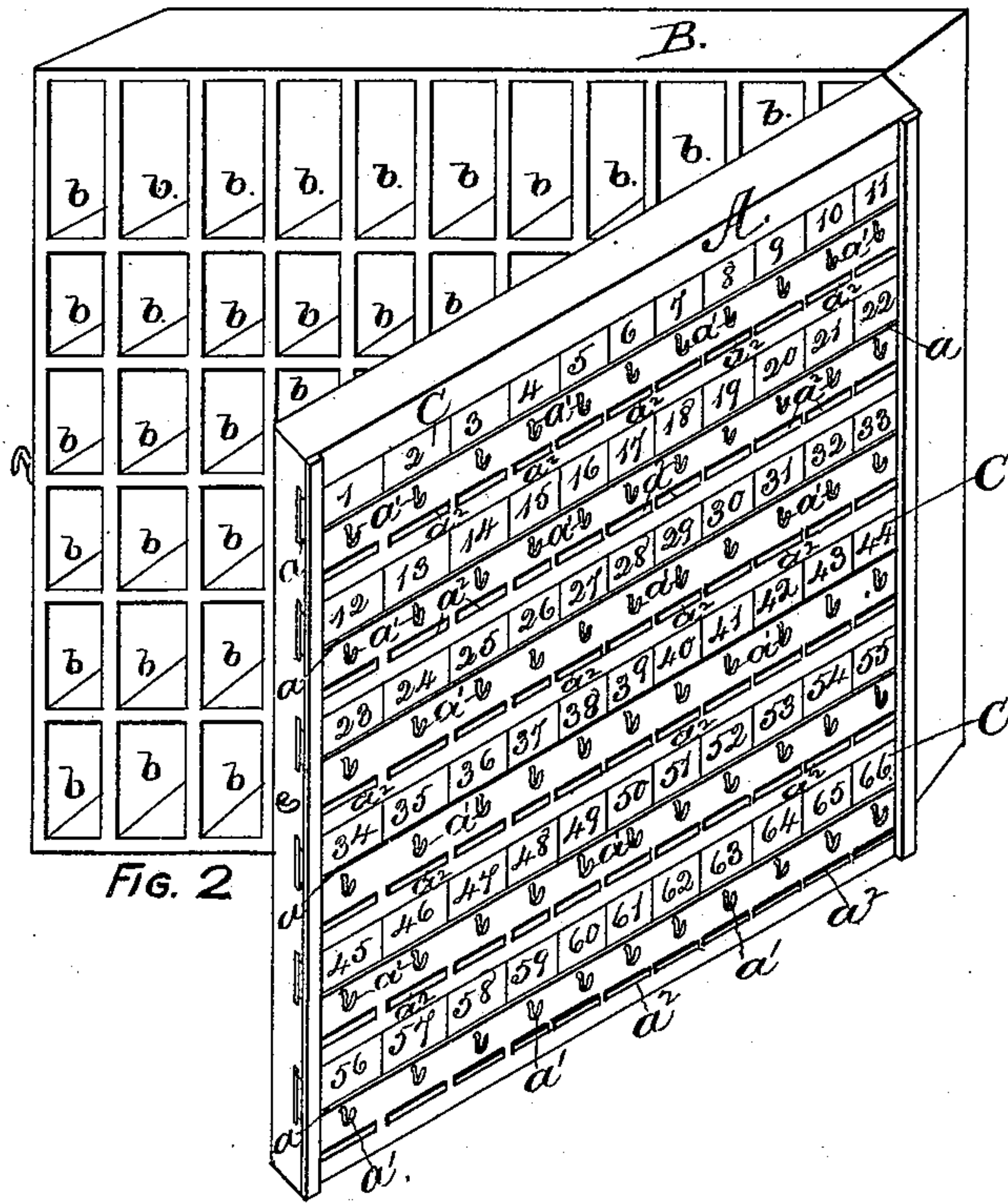
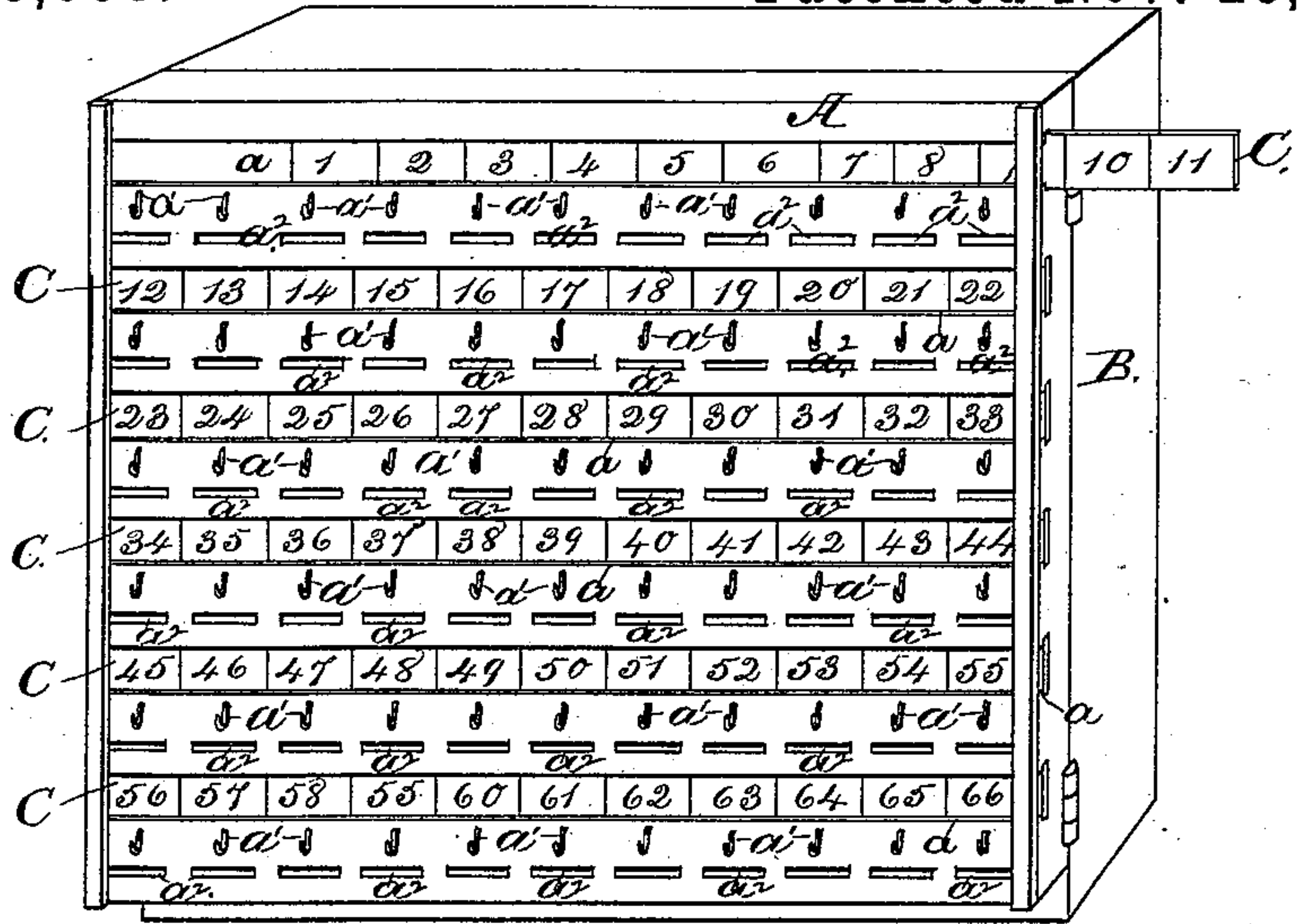
(No Model.)

J. H. SUTLIFF.

COUPON ORDER RECORD BOARD.

No. 353,008.

Patented Nov. 23, 1886.



Witnesses:

J. B. Brewster,


H. V. Scattergood.

Inventor:

J. H. SUTLIFF,

by William M. Low,

Attorney.



UNITED STATES PATENT OFFICE.

JOHN H. SUTLIFF, OF ALBANY, NEW YORK.

COUPON-ORDER RECORD-BOARD.

SPECIFICATION forming part of Letters Patent No. 353,008, dated November 23, 1886.

Application filed December 15, 1885. Serial No. 185,774. (No model.)

To all whom it may concern:

Be it known that I, JOHN H. SUTLIFF, of the city and county of Albany, in the State of New York, have invented a new and useful
5 Coupon-Order Record-Board, of which the following is a specification.

This device is designed for the purpose of collating and keeping in their special receptacle the detached orders taken from each book
10 of a numbered series of coupon order-books, and for holding in sight memorandum-slips of purchases made by customers holding coupon order-books when, from any reasons, the requisite coupons are not presented at the time
15 the purchases are made.

The objects of my invention are, first, to provide a simple and convenient means for ascertaining at a glance whether any goods have been obtained for which the purchaser has not
20 delivered the required coupon orders, and, if so, to what amount; second, to afford means for collecting the coupon orders from any particular book in a special receptacle having a number that corresponds to the number of the
25 book; and, third, to avoid the necessity for entering in an account-book the purchases made by coupon-book holders.

The coupon order-books are numbered consecutively, and each book has its corresponding number above a hook and receptacle on the record-board, the hook for holding the memoranda relating to the corresponding
30 book and the receptacle for receiving the coupons taken from said book.

The record-board is provided with grooves for receiving removable slips which contain the numbers of the coupon order-books, so that as soon as one series of the books is used up the number-slips corresponding to that series
40 can be removed, and a new set of slips having a continuing series of numbers which correspond to the numbers of new series of coupon order-books be substituted therefor.

In the accompanying drawings, which are
45 herein referred to and form part of this specification, Figure 1 is a perspective view of my record-board in a closed condition, with one of the removable number-slips partially drawn out; Fig. 2, a perspective of the same with the
50 front thrown partially open, and Fig. 3 a per-

spective view of one of the continued number-slips.

As represented in the drawings, A is the face of my record-board, and B the receptacle-case, to which said face-board is hinged or
55 otherwise attached.

The face-board A is provided with a series of transverse grooves, *a*, for holding the removable slips C, each of which is divided into spaces and has a series of consecutive num-
60 bers thereon. Hooks *a'* are fixed in the face-board A, so as to be directly under each of the figures on the slips C. Said hooks are provided for the purpose of receiving memorandum-slips of purchases made by the owner
65 of any coupon order-book, for which the coupon orders are not delivered, the presence of such memorandum on any hook being evidence at a glance that coupons are due from the
70 order-book having a number corresponding to that of the hook on which the slips are placed. Openings *a''* are made through the face-board A for the purpose of dropping the coupons
75 into their appropriate receptacle in the case B. Said openings, as shown in the drawings, are below the numbers on the slips C, but when preferred said openings may be made above their appropriate numbers.

The case B is designed to be attached in any convenient place to a vertical wall or parti-
80 tion, and it contains a series of receptacles or "pigeon-holes," *b*, of which there should be one for each number on the face-board, and they should be so arranged that an opening, *a''*, will lead directly into the receptacle that is appro-
85 priated to the number above that particular opening. Access is obtained to the receptacles *b* by swinging open the face-board A, as shown in Fig. 2, but at other times said face-board should remain closed and secured.
90

As fast as a series of coupon-books having numbers that correspond to the numbers on the slips C are used up, the old number-slips should be removed and new slips, having numbers continued from the last on the lower slip
95 in the board, be inserted in their places. A sample of such slip, designed to be inserted in the upper groove of the board, is shown in Fig. 3.

When preferred, the face-board A may be 100

used without a receptacle-case, and under such circumstances the openings a^2 may be omitted from said board.

I claim as my invention—

- 5 In a coupon-order record-board, the combination, with a face-board having transverse grooves for containing removable number-slips, and provided with a series of hooks corresponding to the numbers on said slips, and
10 with a series of openings through said face-board which correspond to the said numbers,

of a receptacle-case to which the said face-board is hinged or otherwise attached, containing a series of receptacles which correspond in positions to the openings through the face-board, as and for the purpose herein specified. 15

JOHN H. SUTLIFF.

Witnesses:

FRED. V. WISHART,
WM. H. LOW.