

(No Model.)

B. C. WILSON.

CORK HOLDER.

No. 351,680.

Patented Oct. 26, 1886.

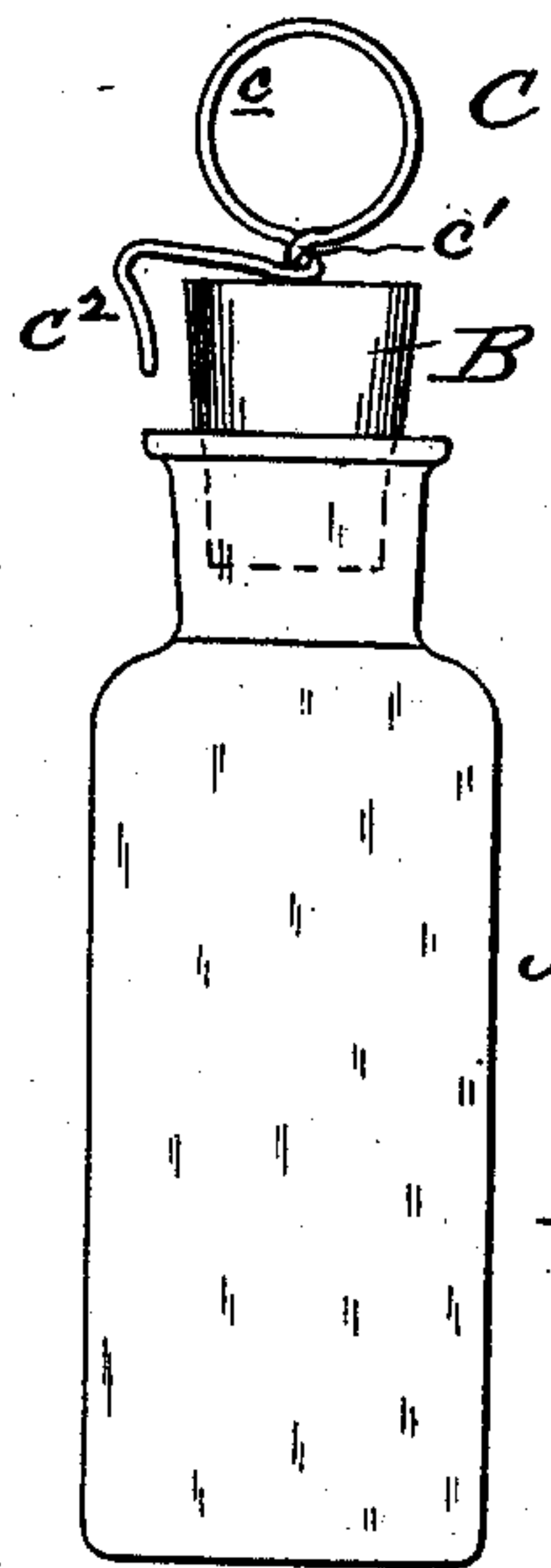


Fig. 1

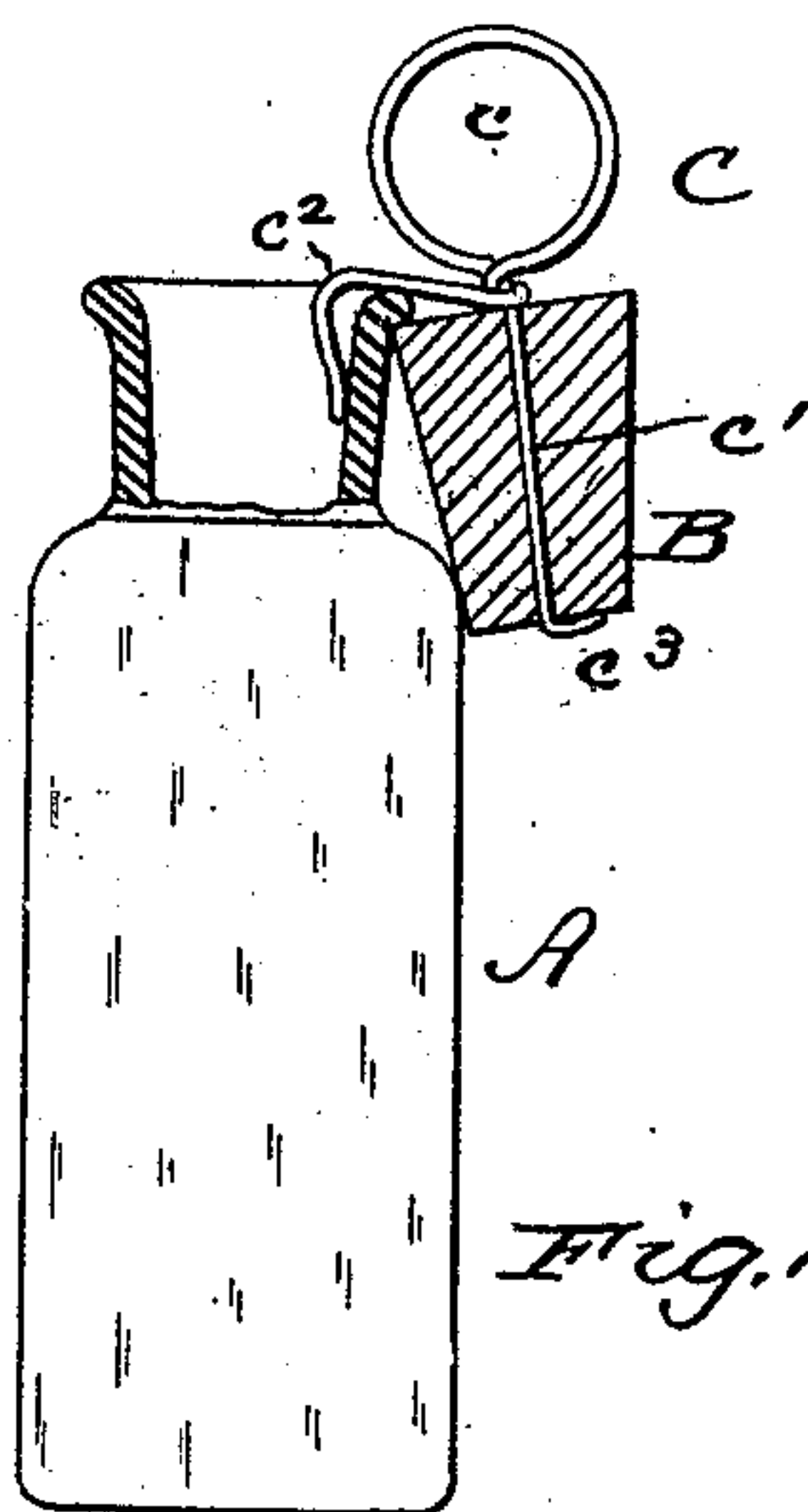


Fig. 2

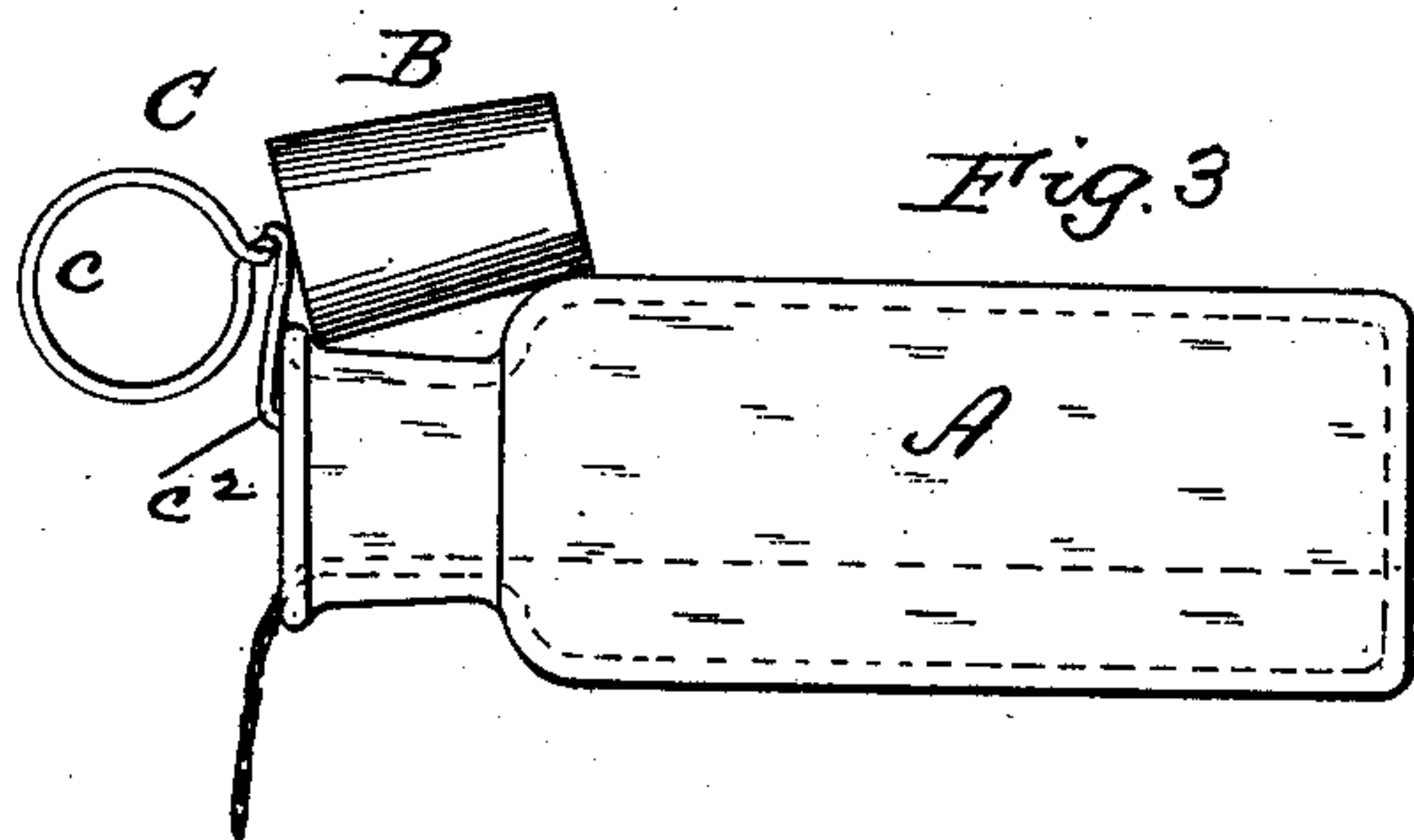


Fig. 3

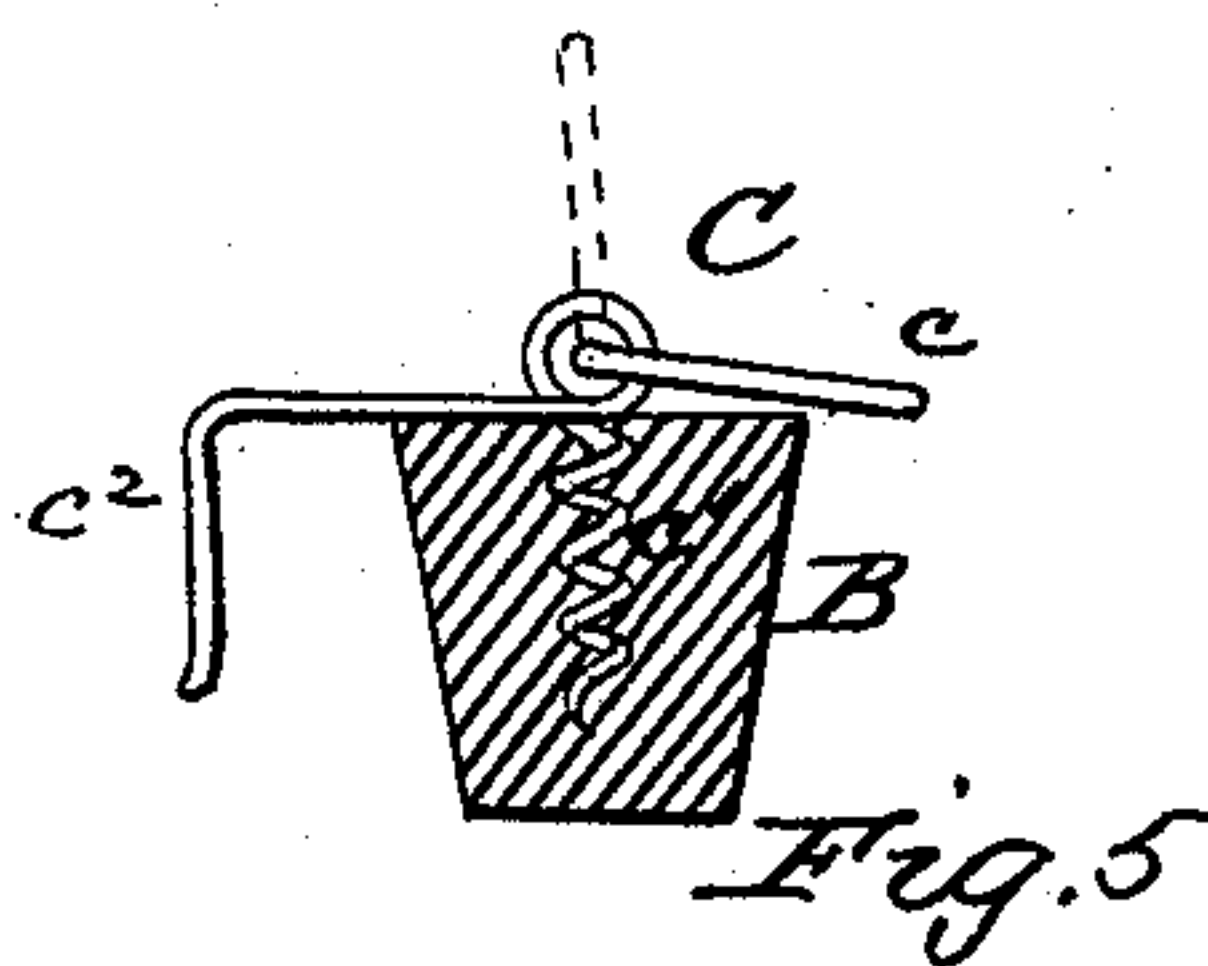


Fig. 5

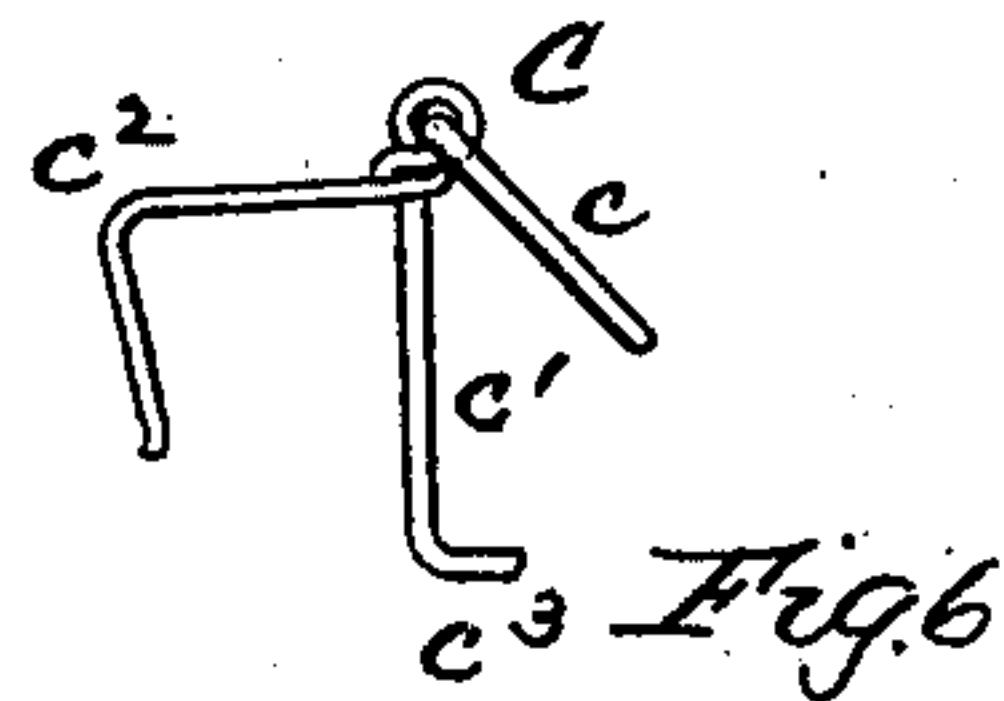


Fig. 6

WITNESSES:

T. F. Golden
M. J. Hallen

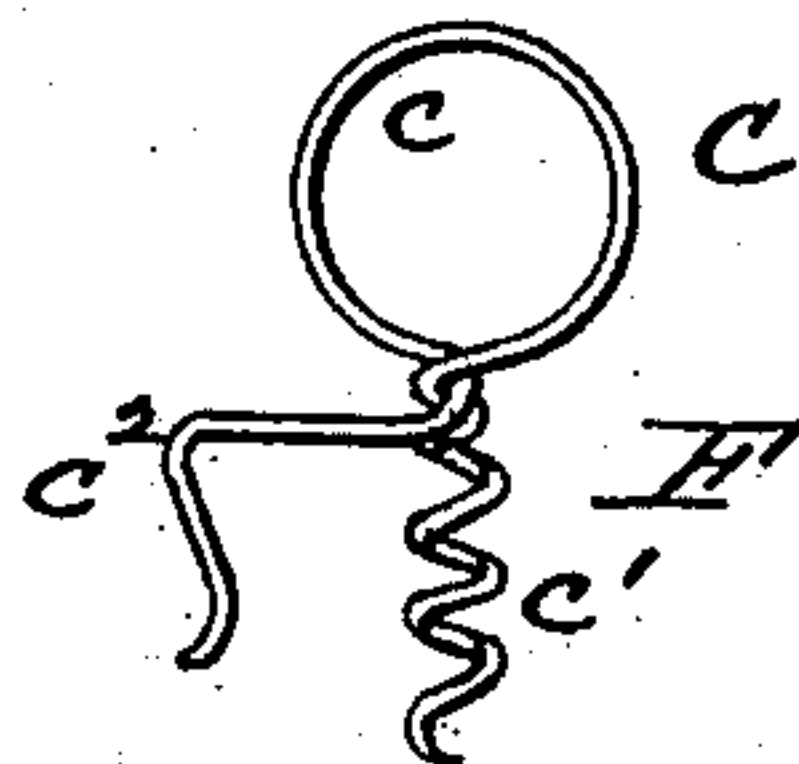


Fig. 4

INVENTOR,

Bennet C. Wilson

By J. F. VanStavorn
ATTORNEY

UNITED STATES PATENT OFFICE.

BENNET C. WILSON, OF PHILADELPHIA, PENNSYLVANIA.

CORK-HOLDER.

SPECIFICATION forming part of Letters Patent No. 351,680, dated October 26, 1886.

Application filed March 30, 1886. Serial No. 197,167. (No model.)

To all whom it may concern:

Be it known that I, BENNET C. WILSON, a citizen of the United States, residing at Philadelphia, in the county of Philadelphia and State of Pennsylvania, have invented certain new and useful Improvements in Cork-Holders, of which the following is a specification, reference being had therein to the accompanying drawings, wherein—

15 Figure 1 is an elevation of a bottle and stopper having an attachment for securing the stopper to the outside of the bottle when removed from its mouth. Fig. 2 is a like view, partly sectional, showing the bottle unstoppered and the stopper attached to the outside or edge of the bottle-mouth. Fig. 3 is a like view showing operation of pouring when stopper is attached to bottle, as described. Fig. 4 is an elevation of the holder attachment for the stopper. Fig. 5 is an elevation showing a modified form of holder secured to a stopper, the latter being in section. Fig. 6 is an elevation of another form of holder attachment for the stopper.

25 My invention has for its object to provide an attachment for stoppers or corks of bottles for securing or attaching the cork or stopper to the bottle when removed from its mouth or neck, so as to avoid losing or mislaying a cork or stopper during pouring, filling, or other operation; and it consists of a wire bail or ring suitably secured to the cork or stopper, and having a side lip or hook which is arranged to embrace the edge of the bottle-mouth and hold the cork on the bottle when it is uncorked.

35 In the drawings, A represents a bottle; B, its cork or stopper, and C the holder attachment, which consists, preferably, of a ring, *c*, a screw end, *c'*, for insertion into the cork, and

a lateral hook or finger, *c''*, which parts may be made of a single piece of wire, as shown in Fig. 4; or the ring *c* may be loosely secured or jointed to the hook *c''* and end *c'* to turn down out of the way in packing the bottles.

Instead of screwing the attachment C into the cork, its wire end *c'* may be without coils or screw-threads and passed through the cork and have its end turned up, as shown at *c''*, Fig. 2. The hook or finger *c''* is preferably of such a length that it extends beyond the cork, so that when the latter is removed from the bottle the hook *c''* serves for attaching the cork to the mouth edge of the bottle, as shown in Figs. 2 and 3. In this position the cork does not interfere with pouring from the bottle or filling it, and the cork cannot be mislaid or lost during said operations.

While I have shown the ring *c*, I do not limit myself thereto, as it may be dispensed with. Again, I do not confine my invention to any particular form of hook or lip *c''*, as it may be variously made and arranged with reference to the cork or stopper.

What I claim is—

1. A bottle-stopper having a hook attachment, as and for the purpose set forth.

2. A bottle-stopper having a ring or handle, *c*, and hook *c''*, as and for the purpose set forth.

3. A holder attachment for bottle-stoppers, composed of a ring, *c*, fastening end *c'*, and hook or lip *c''*, substantially as set forth.

In testimony whereof I affix my signature in presence of two witnesses.

BENNET C. WILSON.

Witnesses:

S. J. VAN STAVOREN,
CHAS. F. VAN HORN.