

(No Model.)

R. BLANKENBURG.

TAG.

No. 351,571.

Patented Oct. 26, 1886.



FIG. 1.

FIG. 2.

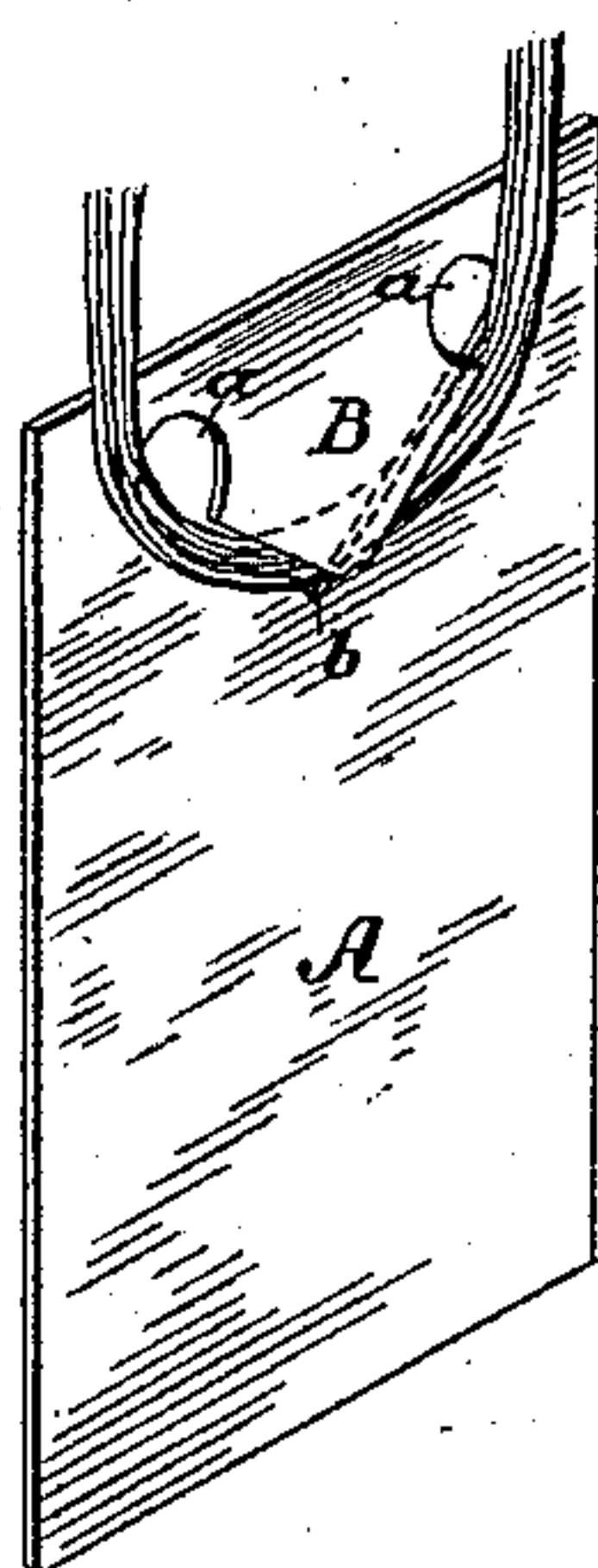


FIG. 3.


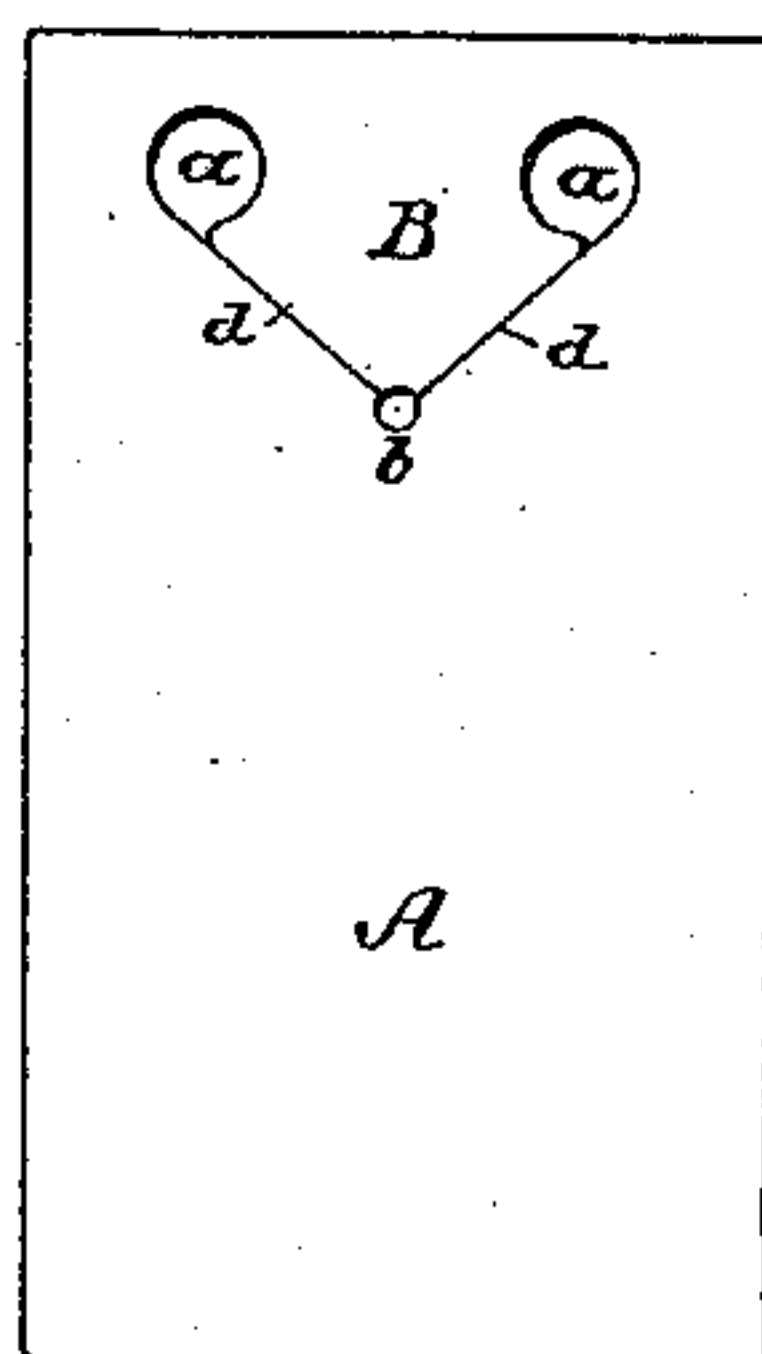


FIG. 4



Witnesses:
Harry Drury
John E. Parker.

Inventor:
Rudolph Blankenburg
by his Attorneys
Howson & Son

UNITED STATES PATENT OFFICE.

RUDOLPH BLANKENBURG, OF PHILADELPHIA, PENNSYLVANIA.

TAG.

SPECIFICATION forming part of Letters Patent No. 351,571, dated October 26, 1886.

Application filed July 21, 1886. Serial No. 208,614. (No model.)

To all whom it may concern:

Be it known that I, RUDOLPH BLANKENBURG, a citizen of the United States, residing in Philadelphia, Pennsylvania, have invented
5 certain Improvements in Tags or Tickets for Merchandise, of which the following is a specification.

My invention relates to tags or tickets specially intended for application to skeins or
10 hanks of yarn, the object of my invention being to so construct such a tag or ticket that it can be readily applied to or removed from the skein or hank, will have no tendency to tilt or
15 tip up edgewise, and will possess such strength that it cannot be easily torn from the skein or hank.

In the accompanying drawings, Figure 1 is a view of a skein or hank of yarn with my improved tag or ticket applied thereto; Fig. 2,
20 a perspective view showing one plan of applying the tag; Fig. 3, a perspective view showing another plan of applying the same, and Fig. 4 a face view of the tag.

The tag or ticket consists of a strip, A, preferably of card-board or strong paper, the strip
25 shown in the drawings being of rectangular form, although it should be understood that the shape and dimensions of the ticket may be varied, as circumstances may suggest.

30 Near one end of the ticket are formed openings *a*, one on each side of the center of the ticket, and from these openings to another smaller central opening, *b*, some distance below the same, extend incisions *d d*, the openings and incisions thus forming at one end of
35 the tag a central tongue, B, and at the base of the tongue shoulders *b' b'*.

The tag is intended to be applied to a hank or skein of yarn, as shown, for instance, in
40 Fig. 1, and in applying the tag a few strands

of yarn are separated from the skein or hank, and the point of the tongue B is either elevated, as shown in Fig. 2, so as to permit the strands to be drawn beneath the tongue, or the point of the tongue is depressed so as to
45 permit the strands to be drawn over said tongue, as shown in Fig. 3, the strands finally occupying the openings *a a* and being drawn straight across the base of the tongue, as shown in Fig. 1, the tongue resuming its normal position—that is to say, in the same plane
50 as the body of the card. The shoulders *b' b'* prevent the tag from being detached from the strands. All that portion of the end of the card between the two eyes *a a* is available to
55 resist the tearing of the tag from the skein or hank; consequently the tag is much stronger and much less liable to be torn from the skein than a tag having a single opening with incision running to the edge of the card. Moreover, the formation of the central tongue at
60 the end of the tag, as shown, insures the lying of the tag flat, and obviates any tendency of the tag to turn or tilt up on edge when the strands to which the tag is applied are subjected to strain.

I claim as my invention—

A tag having a tongue formed from the internal portion thereof, and provided with
shoulders at the opposite ends of the base or
70 shank of the tongue, all substantially as specified.

In testimony whereof I have signed my name to this specification in the presence of two subscribing witnesses.

RUDOLPH BLANKENBURG.

Witnesses:

WILLIAM D. CONNER,
HARRY SMITH.