

(No Model.)

I. S. ELKINS.

BOX STRAP.

No. 349,150.

Patented Sept. 14, 1886.

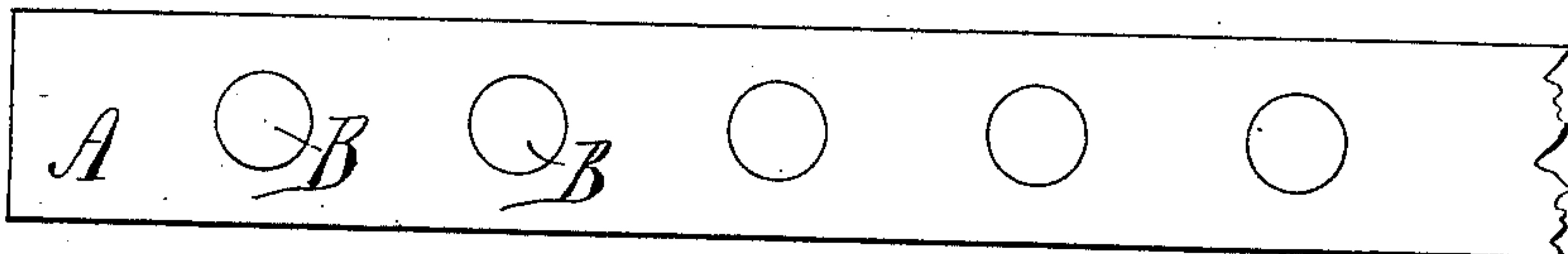


Fig. 1.



Fig. 2.

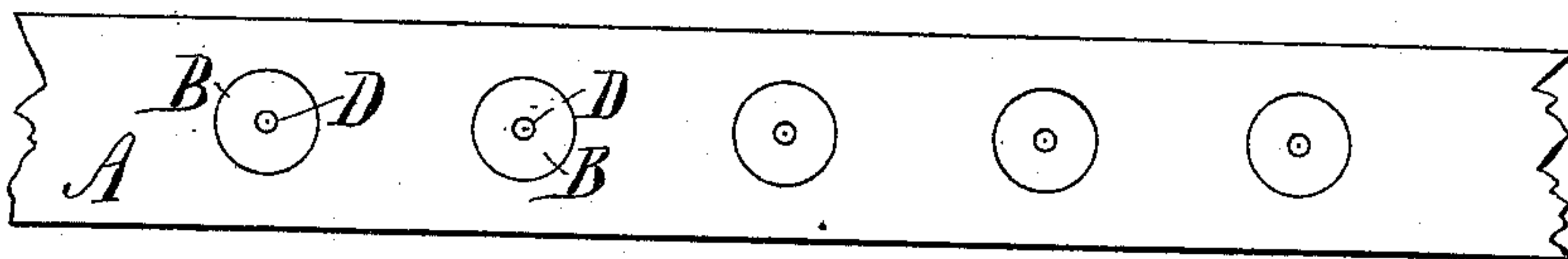


Fig. 3.

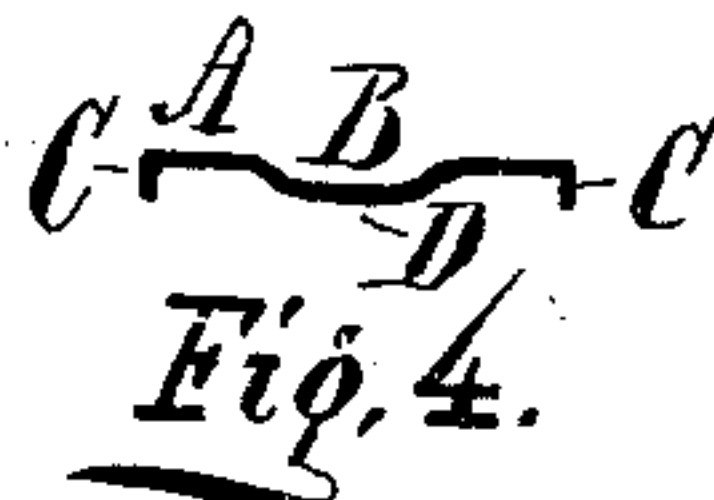


Fig. 4.

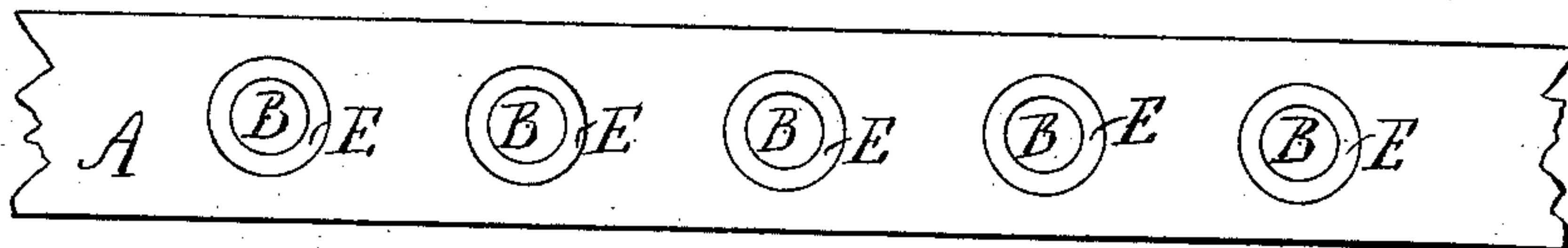


Fig. 5.



Fig. 6.

Witnesses:  
*R. A. Reelle*  
*Frank M. Elkins*

Inventor:  
*I. S. Elkins*

# UNITED STATES PATENT OFFICE.

IRA S. ELKINS, OF NEW YORK, N. Y.

## BOX-STRAP.

SPECIFICATION forming part of Letters Patent No. 349,150, dated September 14, 1886.

Application filed June 17, 1886. Serial No. 205,507. (No model.)

*To all whom it may concern:*

Be it known that I, IRA S. ELKINS, a resident of the city, county, and State of New York, have invented a new and useful Improvement in Bands or Straps for Boxes, of which the following is a specification.

My invention consists of a machine-made band or strap for packing-boxes, &c., in which special provision has been made in manufacture for the reception of nails for securing the band to the box when packing up goods for transportation, coupled with special guard against slipping of the nail, and also protection for the nail-head when in place, as hereinafter described, reference being had to the accompanying drawings, in which—

Figure 1 is a face view of a band having depressions or indentations countersunk at intervals along its length for the reception of nails, preventing slip, and protecting the nail-head, and also serving as a guard against injury to the clothing, hands, and truck or other conveyance. Fig. 2 is a cross-section of the same, showing also the edges of the band turned down. Fig. 3 is a plan or face view of a band similar to the above, but having in addition a puncture or perforation in the center of each depression to aid the driving of the nail. Fig. 4 is a cross-section of the same. Fig. 5 is a face view of a band or strap having raised bosses at intervals of its length, each boss having a depression in its center for the nail-head to fit into, the raised circular boss protecting the head and acting as a guard therefor. Fig. 6 is a cross-section of the same.

A represents the flat portion of the strap or band, made of any suitable material—steel, iron, &c.—of any width or length required in the trade.

B represents the depressed, indented, or countersunk portion, made of any shape—square or circular—to suit the nail-heads, and of any suitable depth, located at intervals to receive nails.

C represents edges of the band turned down to enable it to fit to the flat of the box-face, and also to render the edges of the band or strap less sharp.

D represents a perforation or puncture in the center of each depression, to facilitate the driving in of the nail, shown in Figs. 3 and 4.

E represents the raised bosses shown in Figs. 5 and 6, having centers depressed to the level of the strap A, as shown in Fig. 6.

I do not confine myself to special shape in respect to the bosses, as they may be square in plan, as well as round, as shown.

In these bands slipping of nails is avoided, saving time in nailing, while the nail-head is protected, and injury by contact therewith avoided.

What I claim as new, and desire to secure by Letters Patent of the United States, is—

1. A box band or strap having at intervals throughout its length depressions, essentially as shown and described.

2. A box band or strap having in combination depressions B and turned-down edges C, essentially as shown and described.

3. A box band or strap having bosses E at intervals of its length, each boss having a central depression, essentially as shown and described.

I. S. ELKINS.

Witnesses:

R. H. REILLI,  
FRANK M. ELKINS.