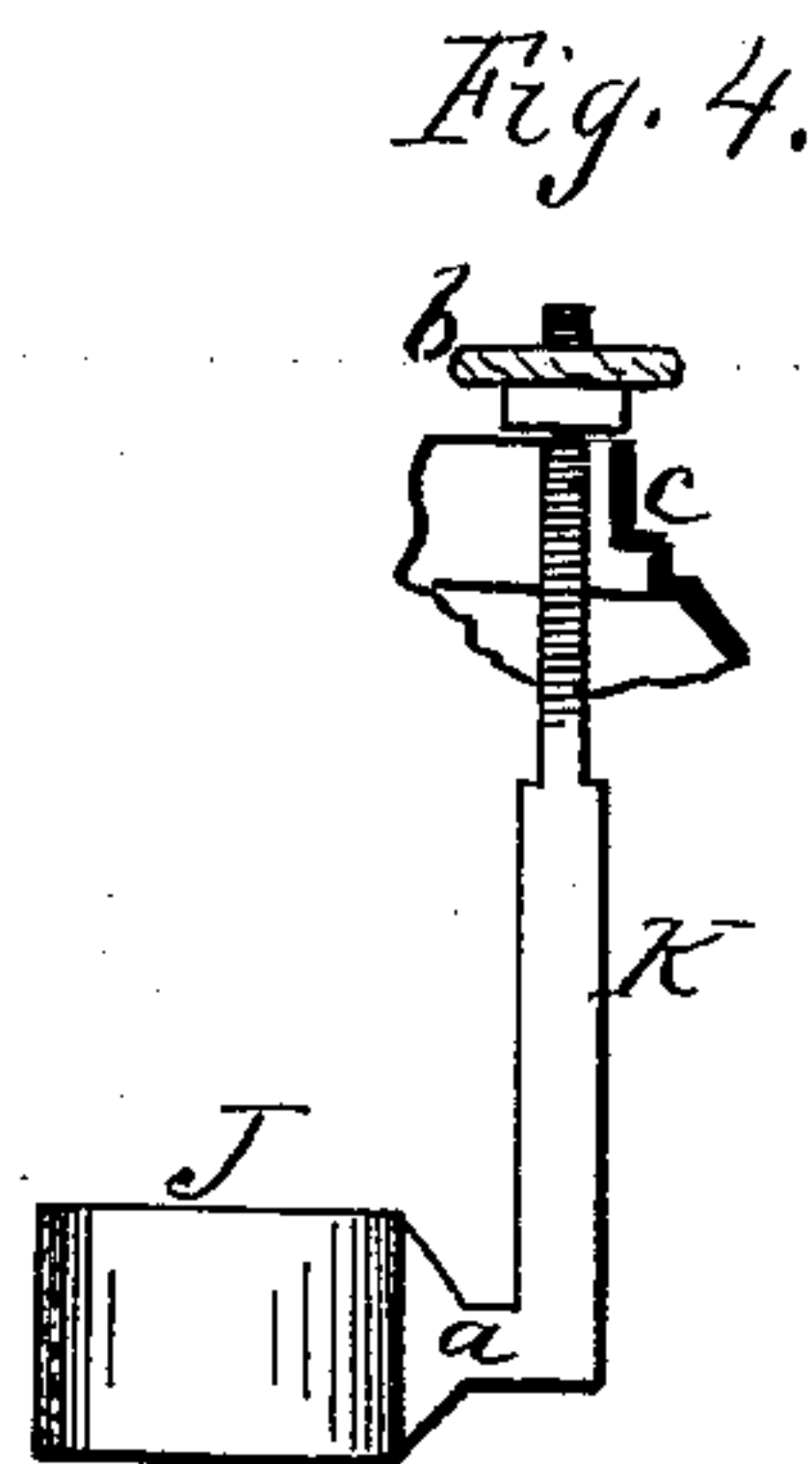
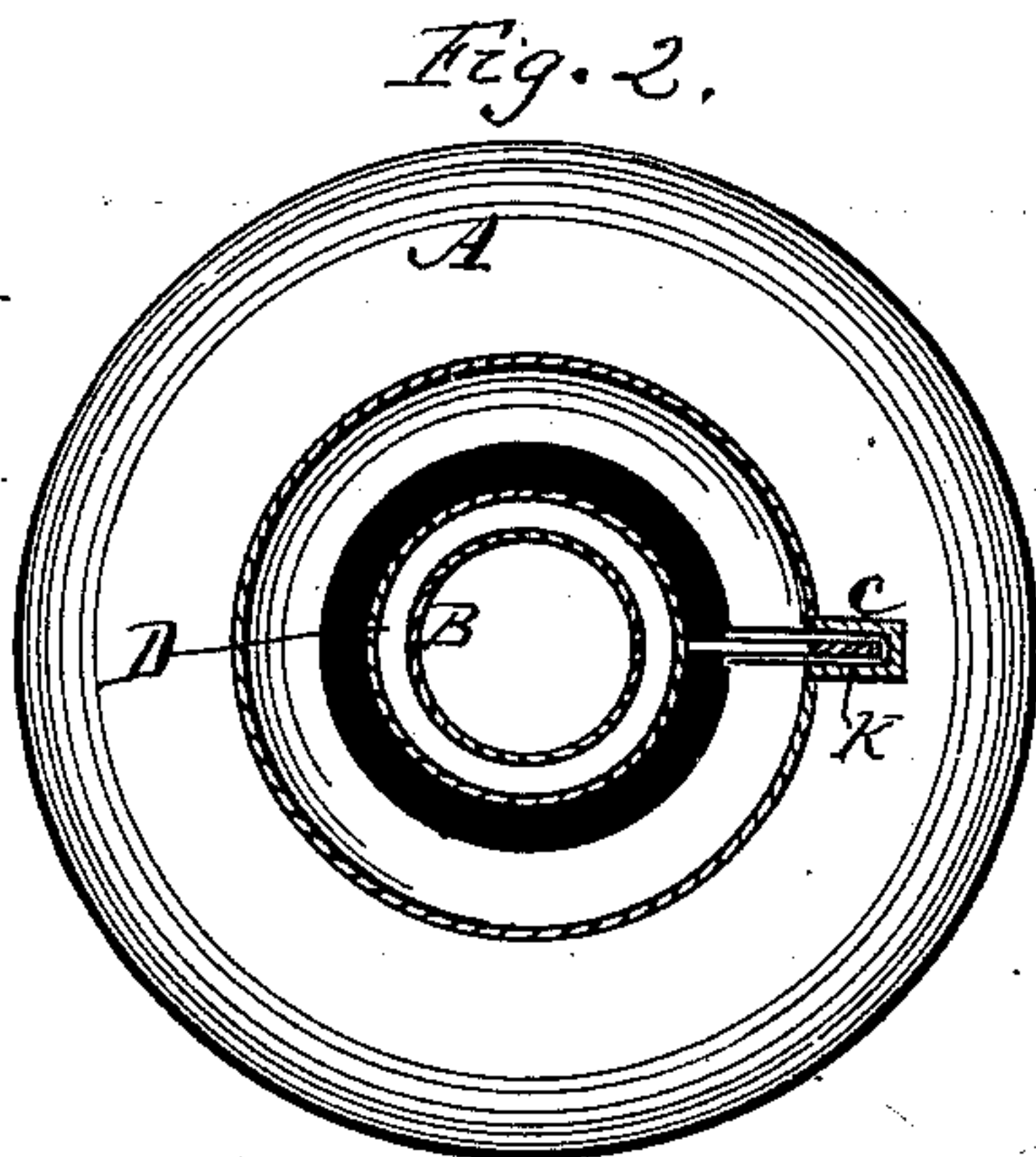
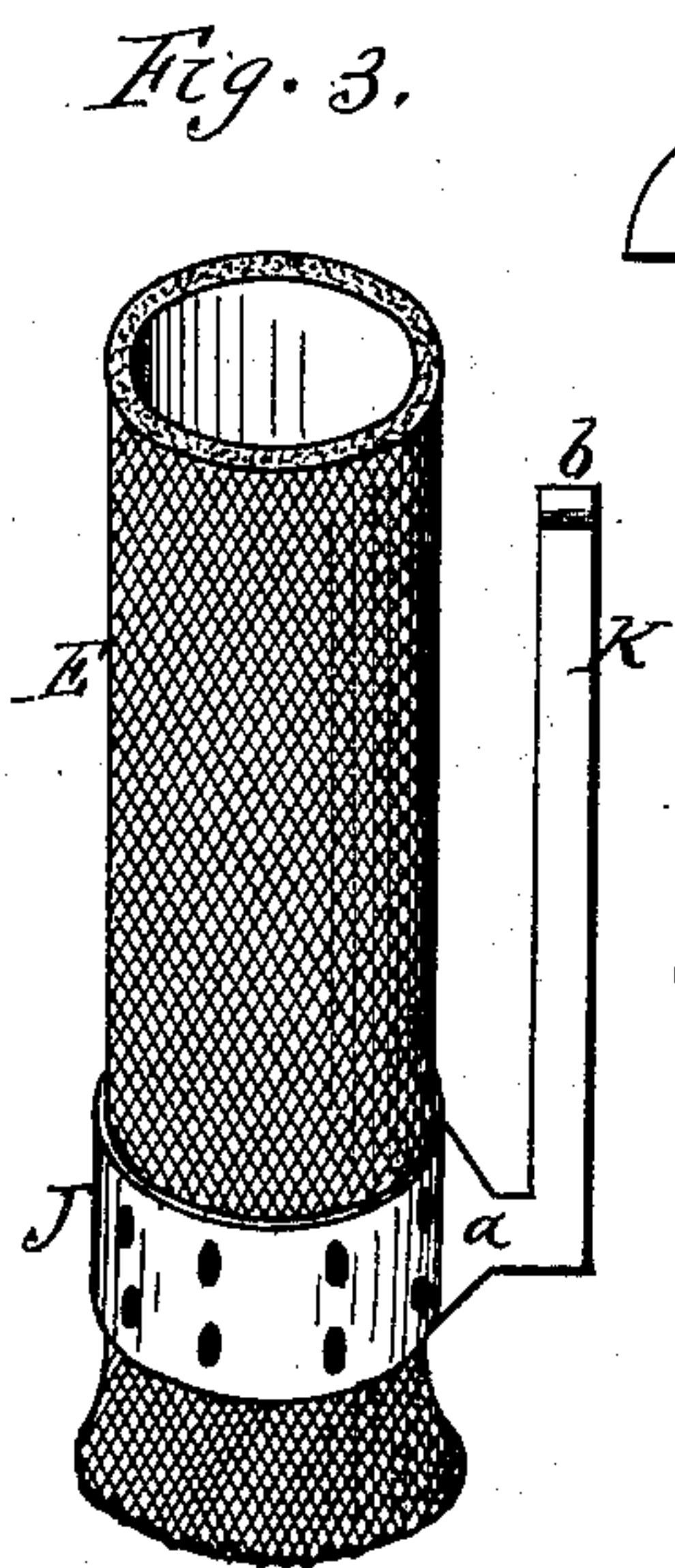
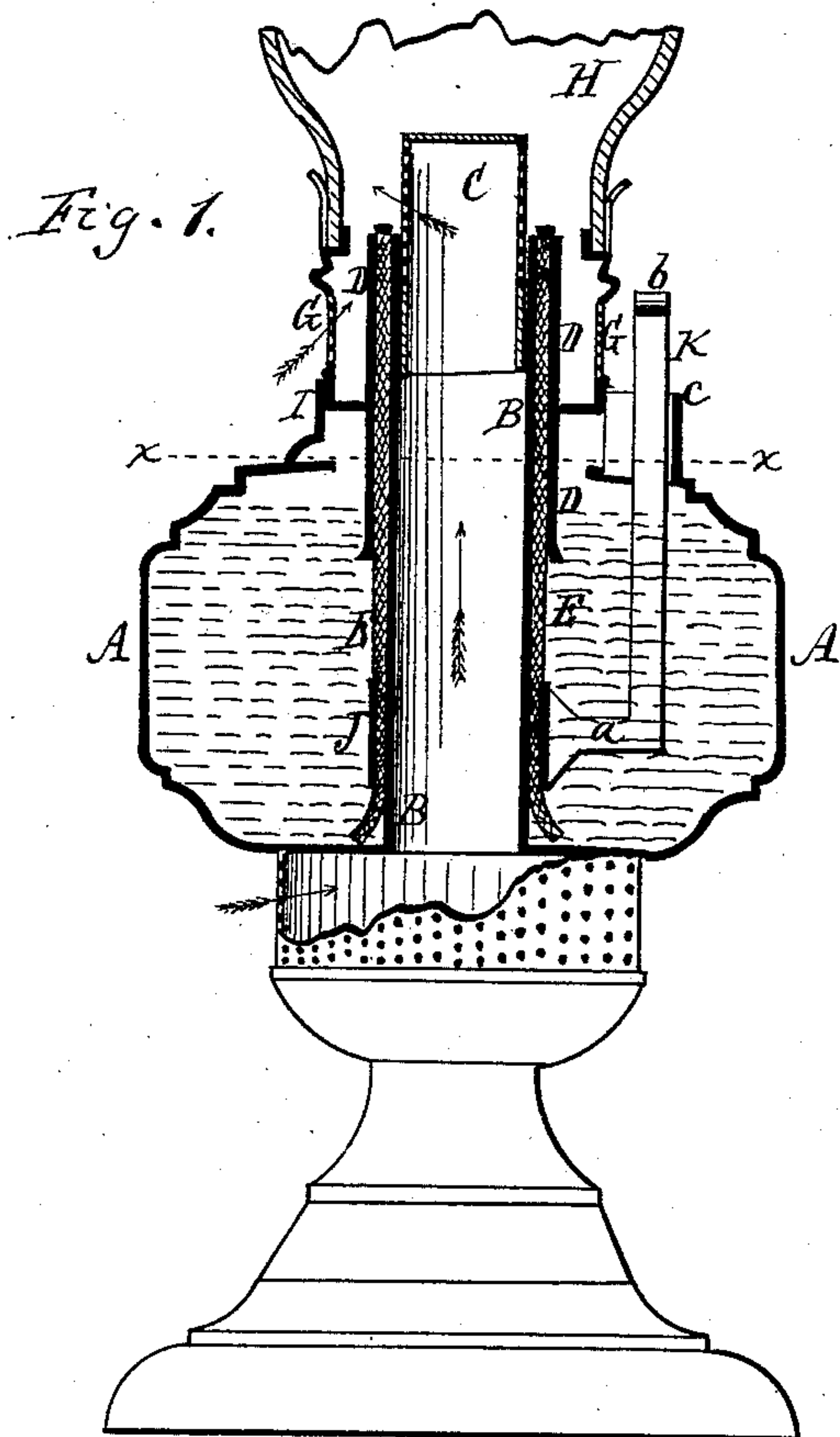


(No Model.)

L. HENKLE.
LAMP.

No. 348,969.

Patented Sept. 14, 1886.



Attest.
Chas. J. Spurr,
W. E. Furlong.

Inventor.
Leonard Henkle,
per R. F. Osgood,
Atty.

UNITED STATES PATENT OFFICE.

LEONARD HENKLE, OF ROCHESTER, NEW YORK.

LAMP.

SPECIFICATION forming part of Letters Patent No. 348,969, dated September 14, 1886.

Application filed May 11, 1885. Serial No. 165,024. (No model.) Patented in England August 15, 1885, No. 9,708.

To all whom it may concern:

Be it known that I, LEONARD HENKLE, of the city of Rochester, in the county of Monroe and State of New York, have invented a certain new and useful Improvement in Lamps; and I do hereby declare that the following is a full, clear, and exact description of the same, reference being had to the accompanying drawings, in which—

Figure 1 is a central vertical section of a lamp, showing my invention. Fig. 2 is a horizontal cross-section in line *x x* of Fig. 1. Fig. 3 is a perspective view of the wick and wick-holding device removed from the lamp. Fig. 4 is a modification showing another form of the wick-holding device.

My improvement relates to Argand lamps; and the invention consists in a novel means for raising and adjusting the circular wick, as hereinafter described.

In the drawings, A shows the lamp, which may be of any desired form, either for portable or hanging lamps. B is the central air-tube, also arranged in the usual way, and C is a perforated "cone" at the top, such as is shown in my patent dated January 15, 1884, No. 292,114. D is another shorter tube, located outside of the air-tube and leaving an annular space between, through which passes the tubular wick E. To the outer tube is attached the collar or casing G, that holds the chimney H, said casing being seated in an open collar, I, of the lamp, and held in place by a bayonet-slot fastening or other suitable means.

My improvement is as follows:

J is a circular holder for holding the wick. It consists of a metal ring or hoop, which encircles the wick at any desired point, and is capable of sliding with the wick up and down through the annular space between the two tubes B D, by which means the wick and its attachment can be inserted down into the lamp, and can be removed at pleasure.

K is a vertical handle attached to one side of the holder J by a lug, *a*, offset sufficiently to enable the handle to pass up out of the lamp outside of the case G and chimney H. Preferably the handle is made of a thin strip of metal and has a finger-hold, *b*, at its top, by which it is raised and lowered. The top of the handle rests above the top of the lamp, so as to be easily reached and operated, and the handle passes down through a narrow

slitted guide, *c*, which centers it and keeps it in place, at the same time allowing freedom of motion and rising high enough to prevent escape of the oil. This slitted or notched guide *c* opens at its inner edge into the central space or neck of the lamp-body, so that when the chimney collar or holder G is removed the entire wick-holder, with its handle attached, is readily inserted into the lamp, with the wick therein, without any impediment whatever, and as readily withdrawn from the lamp. This is a most valuable if not the essential feature of this invention, since all that is required in changing wicks is to simply draw the wick-holder straight out of the lamp, pull from the holder-hoop the old wick, insert therein the new wick, then push the holder, with the wick, directly into the lamp, all of which may be done in a few seconds, and without any difficulty or special care.

Instead of the form just described, that shown in Fig. 4 may be employed, in which a screw-thread is cut on the upper end of the handle, and a nut screws on top, by turning which the wick can be raised and lowered to produce proper adjustment of the same.

The above-described device forms a convenient and effective means for raising and lowering the wick and adjusting the same properly for burning. The ordinary spur-wheels are ineffective for the purpose, since the bearing comes only on one side, producing cramping and binding of the wick, and either obstructing the raising movement of the wick or raising it more on one side than the other, and producing uneven light and smoking.

Having described my invention, what I claim as new, and desire to secure by Letters Patent, is—

In an Argand lamp, the combination of a circular wick holder or hoop surrounding the wick, having an offset handle, and the lamp-body having a slitted or notched guide opening at its inner edge into the central opening or neck of the said lamp-body, for the purpose herein specified.

In witness whereof I have hereunto signed my name in the presence of two subscribing witnesses.

LEONARD HENKLE.

Witnesses:

R. F. OSGOOD,
P. A. COSTICH.