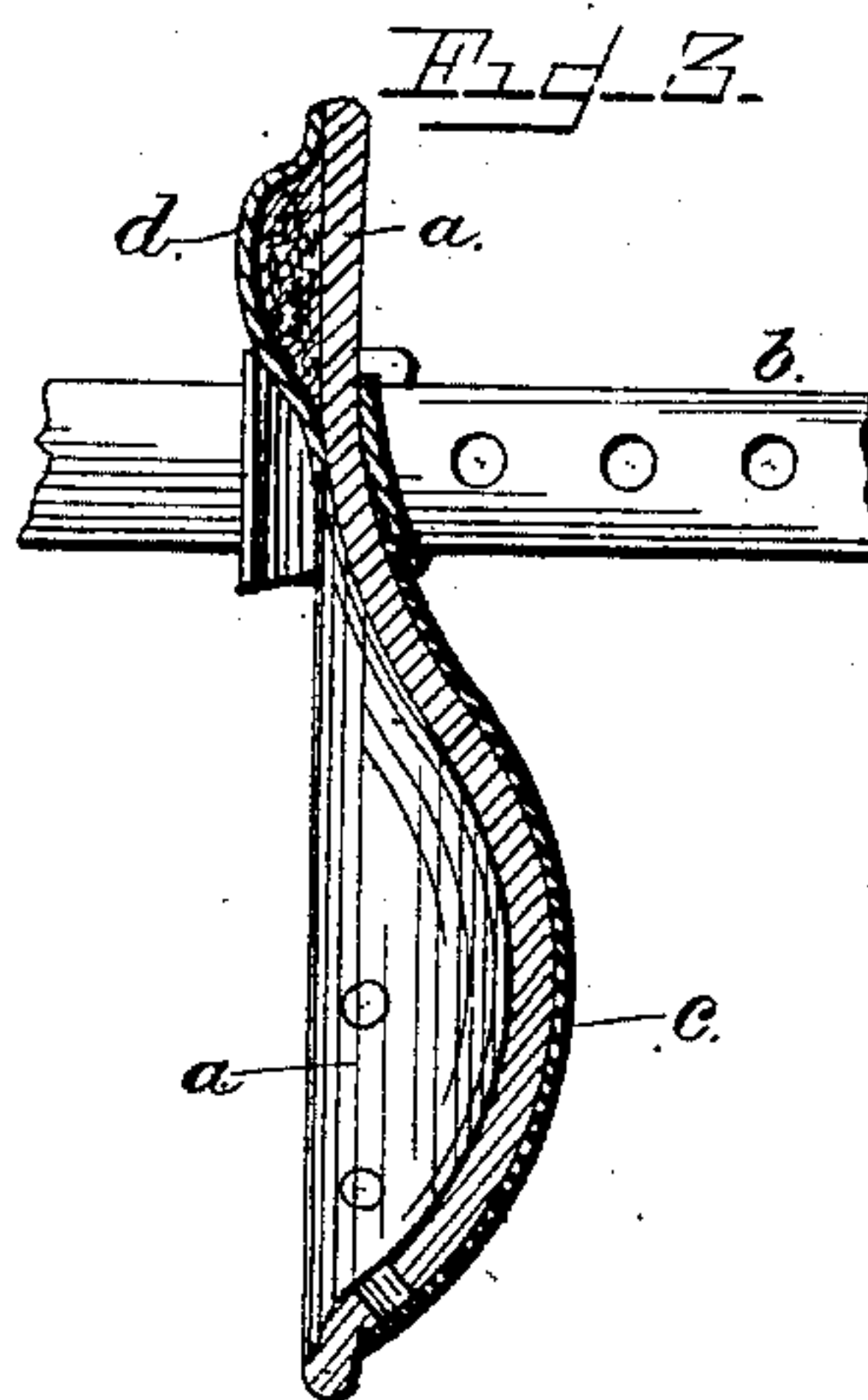
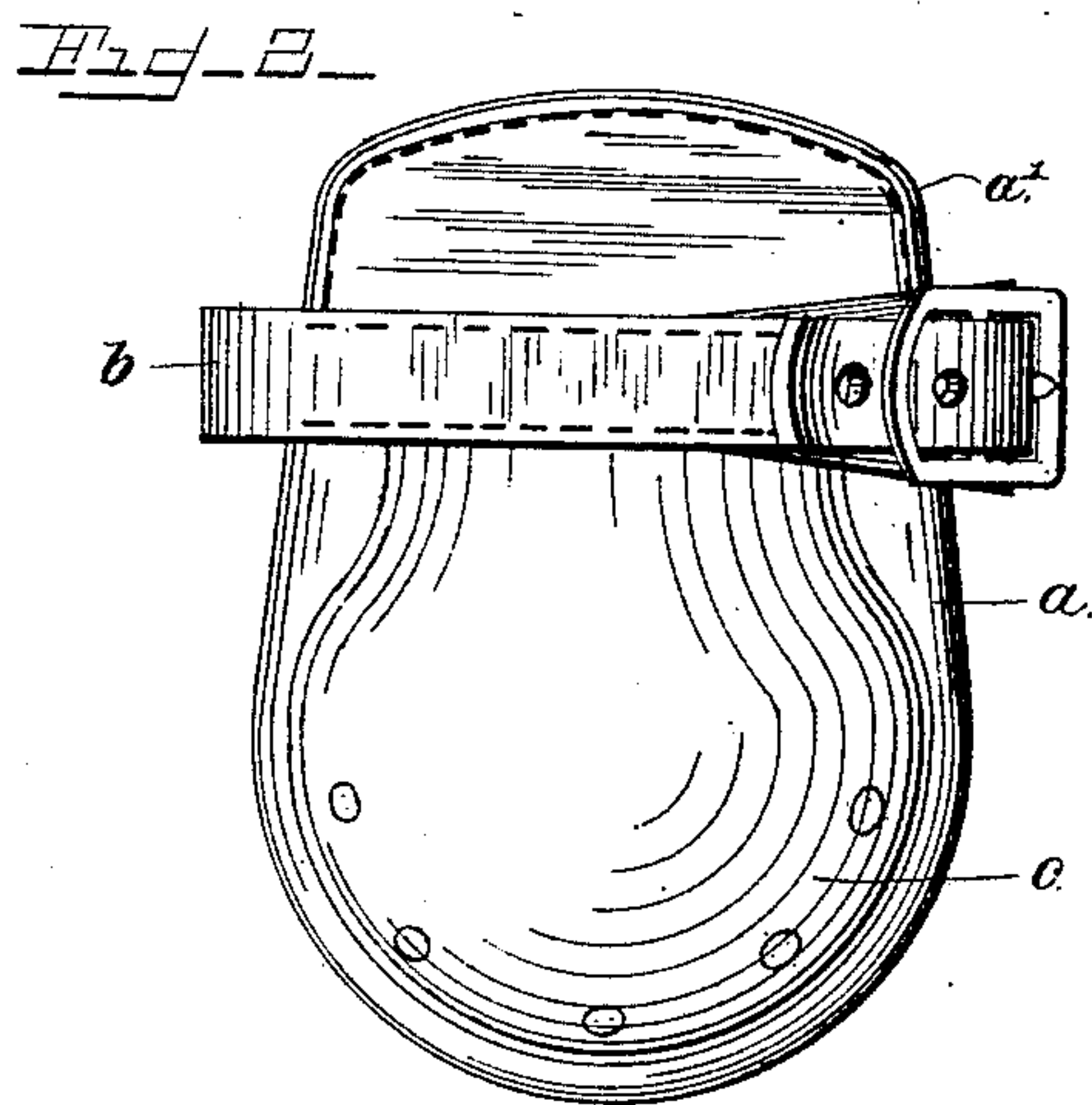
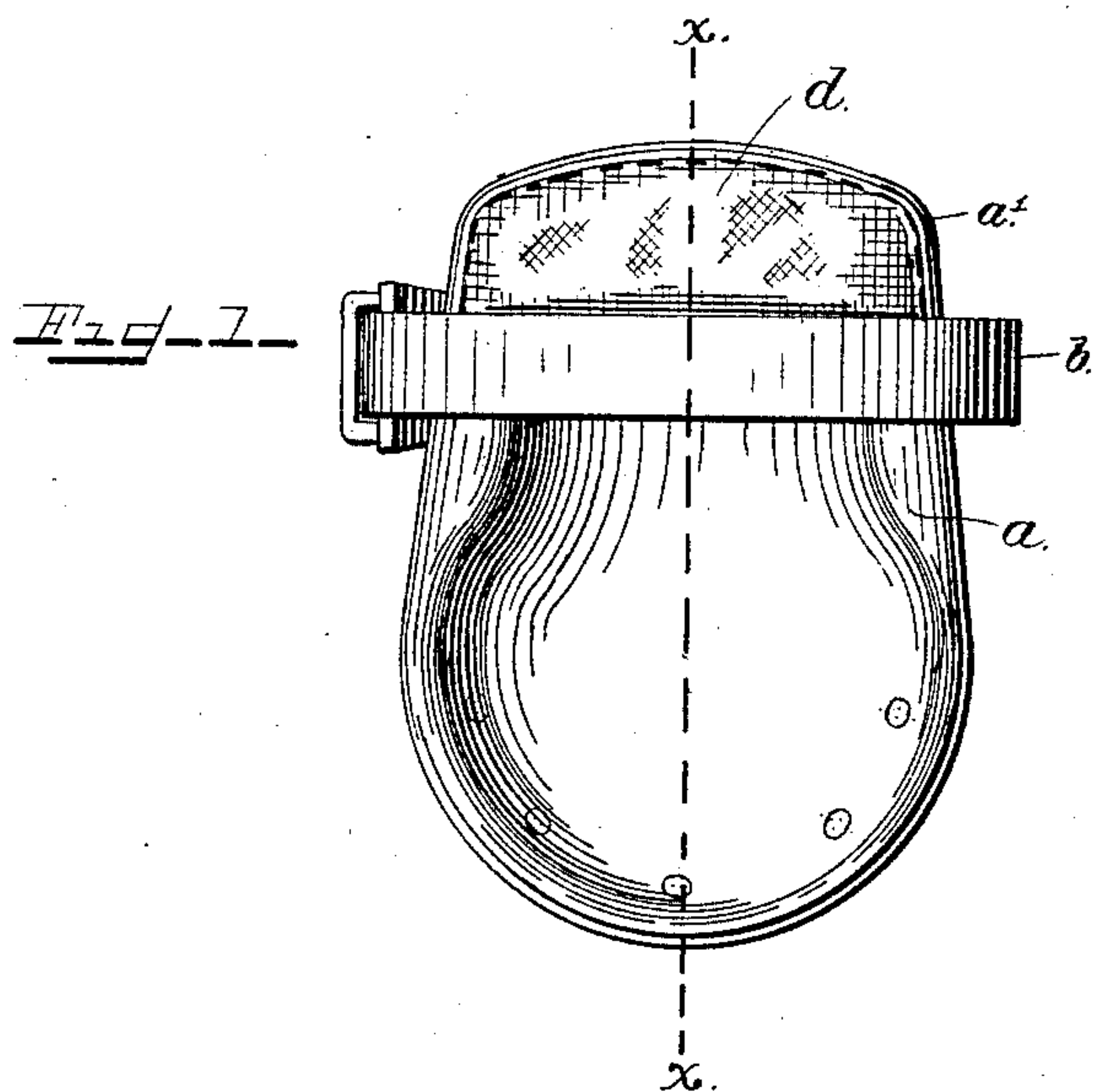


(No Model.)

H. H. BROWN.
ANKLE BOOT FOR HORSES.

No. 348,614.

Patented Sept. 7, 1886.



WITNESSES

R. W. Bishop.
S. Specht.

Henry H. Brown
INVENTOR

By R. S. & A. Lacey
Attorneys.

UNITED STATES PATENT OFFICE.

HENRY H. BROWN, OF MADISON, WISCONSIN.

ANKLE-BOOT FOR HORSES.

SPECIFICATION forming part of Letters Patent No. 348,614, dated September 7, 1886.

Application filed August 15, 1885. Serial No. 174,484. (No model.)

To all whom it may concern:

Be it known that I, HENRY H. BROWN, a citizen of the United States, residing at Madison, in the county of Dane and State of Wisconsin, have invented certain new and useful Improvements in Ankle-Boots; and I do declare the following to be a full, clear, and exact description of the invention, such as will enable others skilled in the art to which it appertains to make and use the same, reference being had to the accompanying drawings, and to the letters and figures of reference marked thereon, which form a part of this specification.

This invention relates to improvements in anti-interfering pads or ankle-protectors for horses to prevent interfering.

It consists in the peculiar construction of the protector or pad, as will be hereinafter fully explained, and pointed out in the claim.

In the drawings, Figure 1 shows a view of the inner side of the protector which lies against the ankle of the horse. Fig. 2 shows the outer side thereof; and Fig. 3 is a vertical longitudinal section on the line X X, Fig. 1.

An inner pad, *a*, is provided from any suitable non-metallic material. I prefer to make it of leather; but a substantial textile material or prepared paper will answer the purpose. I use, preferably, sole-leather, because it keeps its shape better and will not so readily get water-soaked as the softer qualities of leather. This pad is crimped into form, as shown, to fit the ankle of the horse. This pad is held in place by a strap, *b*, which passes around the leg of the animal just above the ankle. This pad could be made of such length that its upper end could be secured to the lower edge of the strap, in which case it would not be held very firmly against the ankle, but would swing outward slightly with the movements of the animal. If arranged thus it would give good results; but I prefer to make it as I will now describe.

The upper end, *a'*, of the pad is carried upward, so as to form an extension, which lies against that portion of the leg just above the

ankle. The strap *b* passes on the outside of this extension, and when buckled to the leg it holds the pad firmly in its place. On the outer side of the pad I place a metallic backing-plate, *c*, which is stamped into form to fit the convexity of the said pad. This plate extends only to where the extension *a'* begins, and the strap *b* is fastened just at the upper edge of the said plate, as shown. This leaves the upper edge or extension, *a'*, free, so that it will have a flexibility sufficient to prevent its hurting the animal. On the inner side of the extension I provide a cushion, *d*, which lies against the leg. The presence of the cushion enables me to draw the strap *b* tighter without injury to the leg of the animal, and thereby gives greater firmness to the position of the ankle-protector. The cushion is arranged above the binding-strap *b*, and when the said strap is drawn tight the extension will be bent inward slightly between the lower end of the cushion and the upper end of the metallic back plate. The back plate is held to the protector by rivets or other suitable fastenings.

No claim is made, broadly, to an ankle-boot consisting of a non-metallic pad crimped in concavo-convex form to fit the ankle of the horse and a metallic plate of corresponding shape secured to the pad to preserve its shape, as the same forms no part of my invention.

Having thus described my invention, what I claim, and desire to secure by Letters Patent, is—

The ankle-protector hereinbefore described, composed of the non-metallic pad having an upper extension, a metallic backing secured to the pad, a cushion secured on the inner side of the upper extension, and a retaining-strap secured to the back of the upper extension, substantially as set forth.

In testimony whereof I affix my signature in presence of two witnesses.

HENRY H. BROWN.

Witnesses:

MATTHEW W. LYNCH,
HERMAN PFUND.