

(No Model.)

2 Sheets—Sheet 1.

A. F. MÜLLER.
LADY'S RIDING HABIT.

No. 348,573.

Patented Sept. 7, 1886.

Fig. 1.

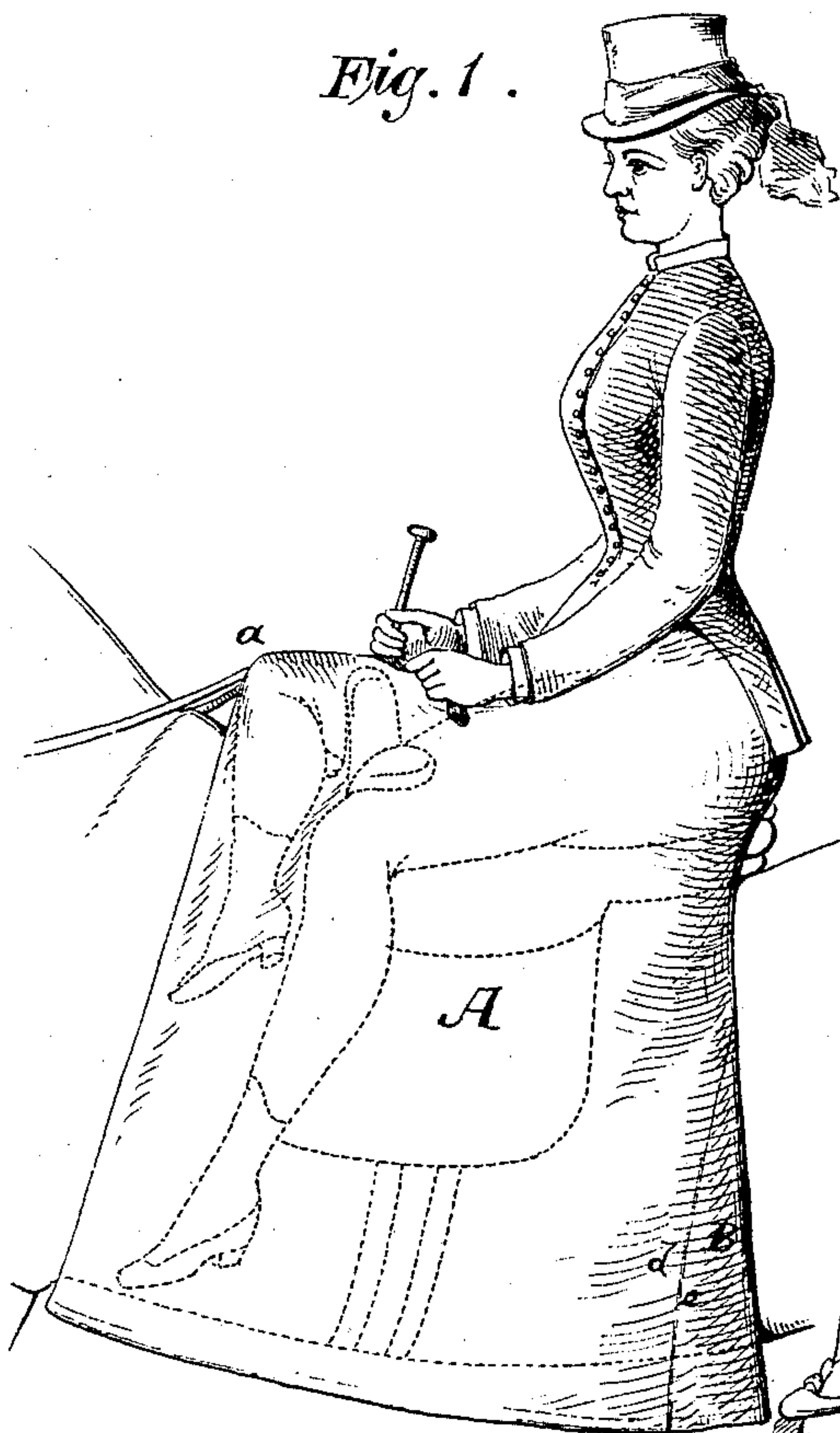


Fig. 4.

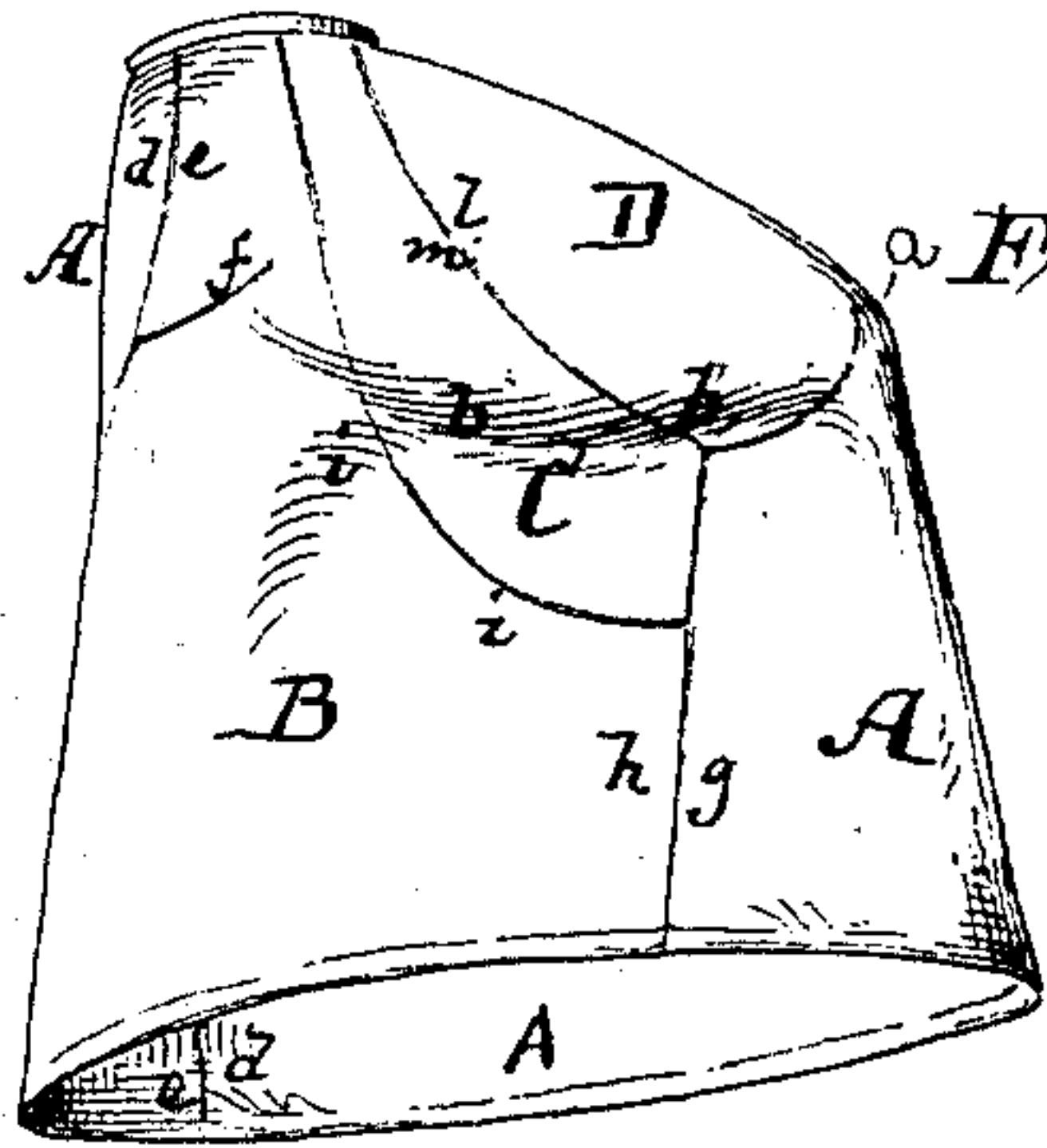


Fig. 2.

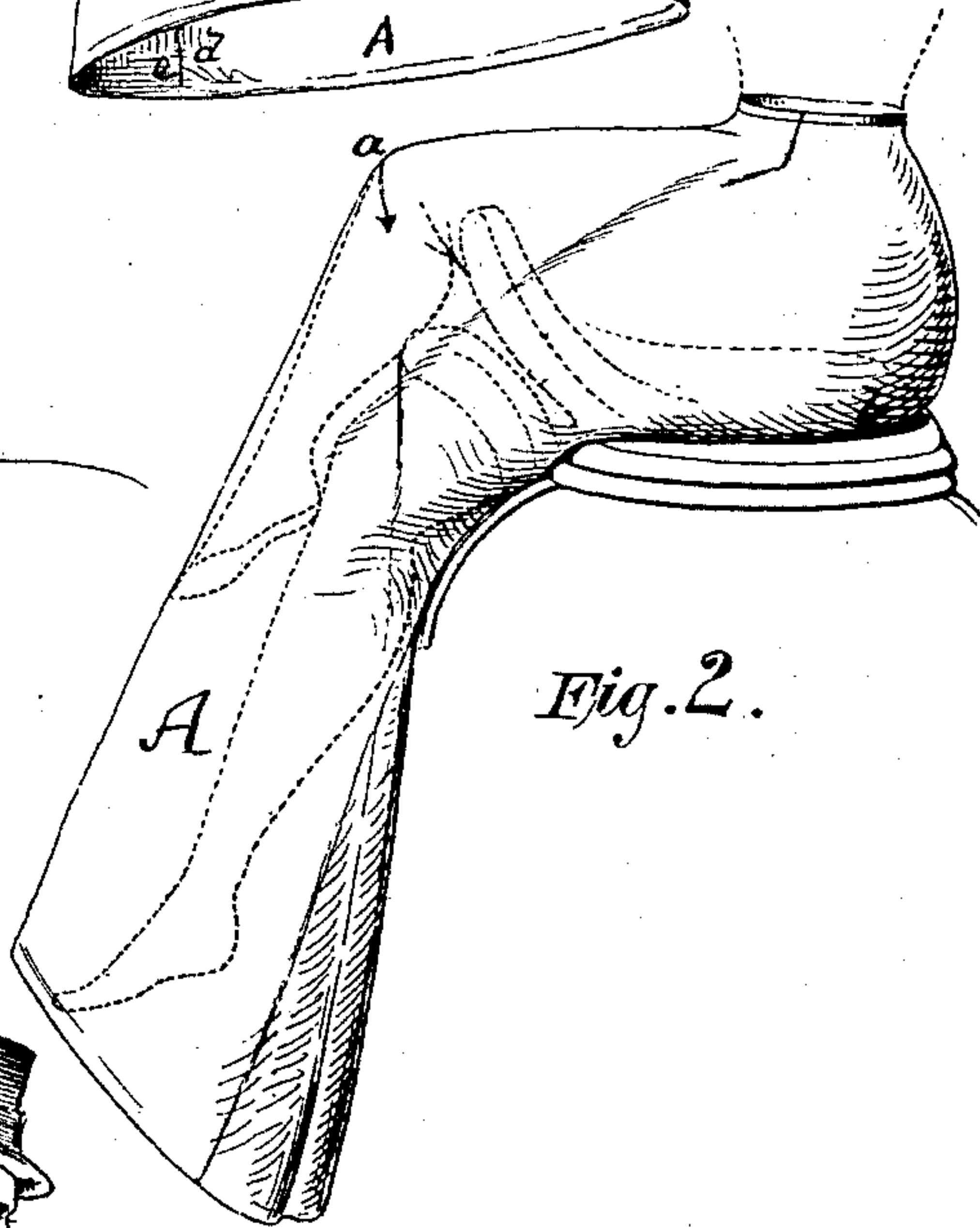


Fig. 5.

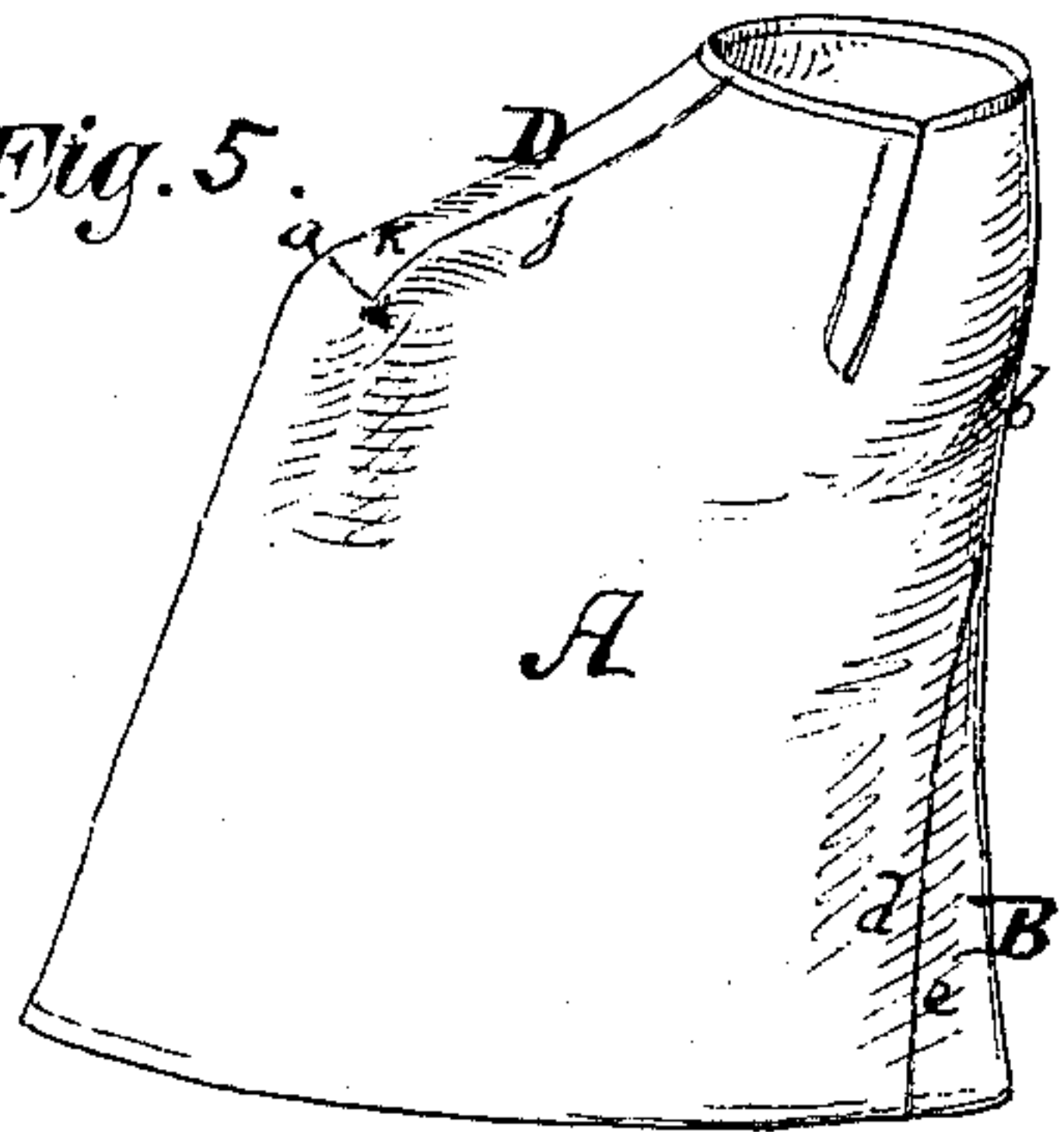
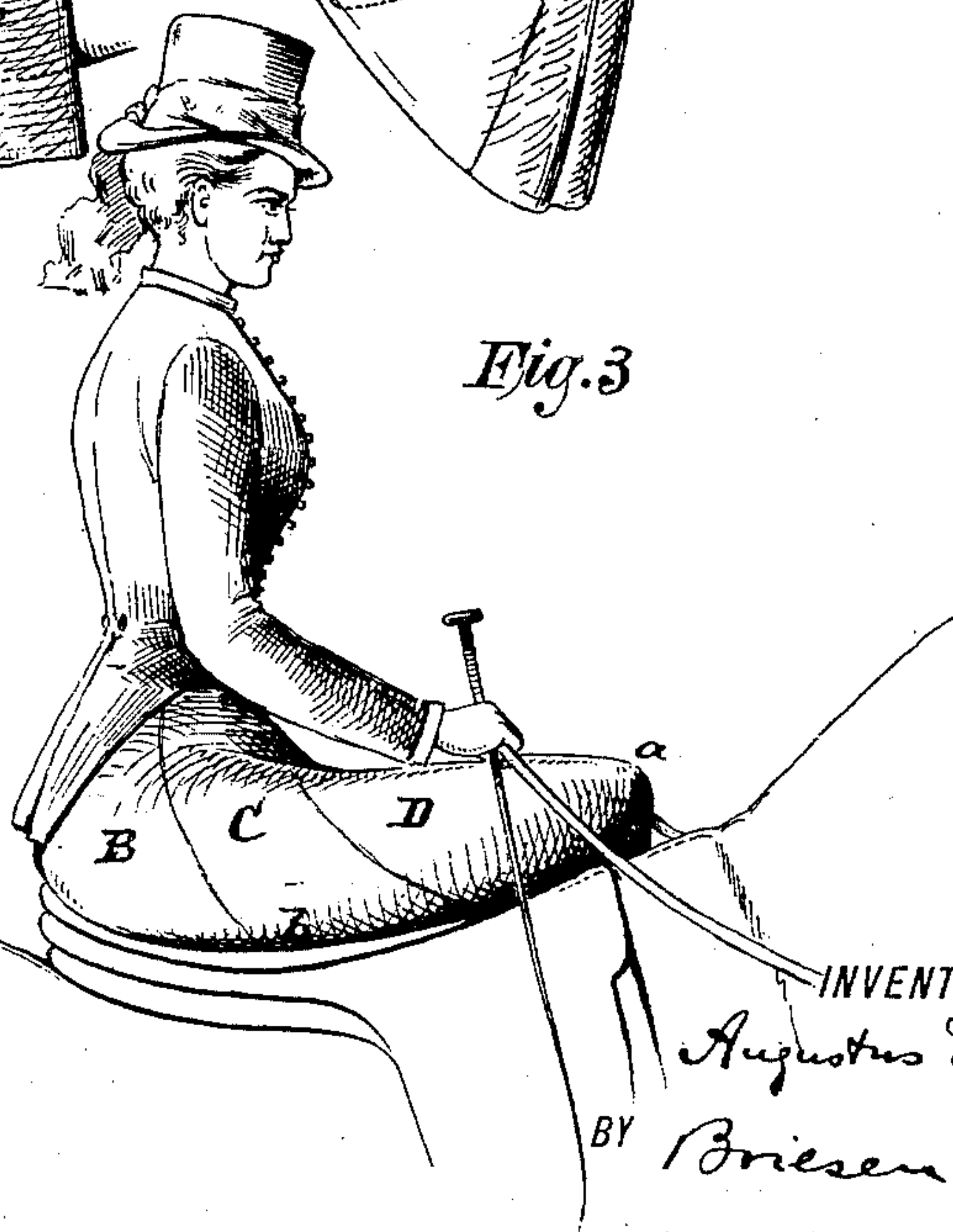


Fig. 3.



WITNESSES:

Gustave Dieterich
Hans M. M. R.

INVENTOR

Augustus F. Müller

BY

Briesen & Steele

ATTORNEYS.

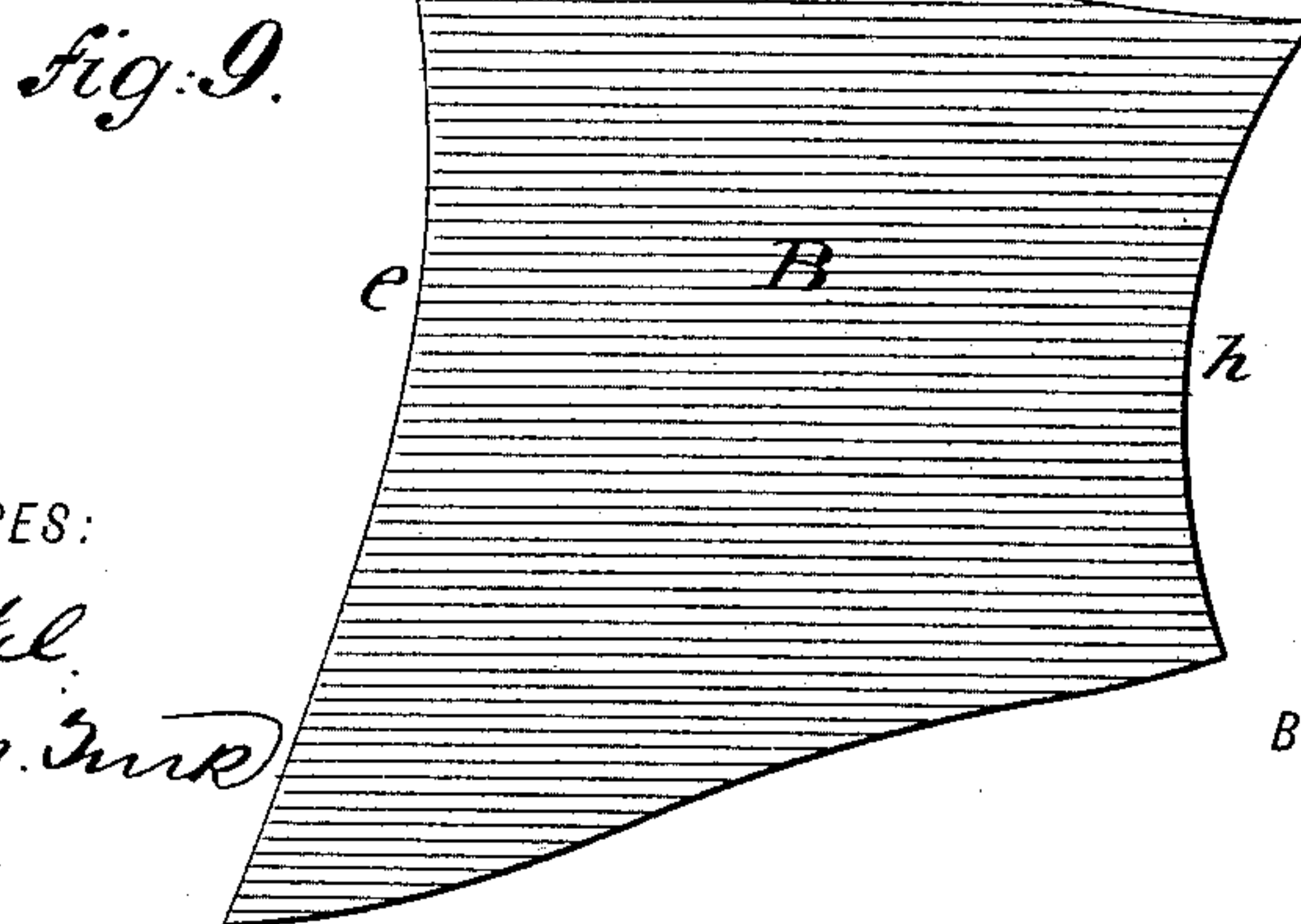
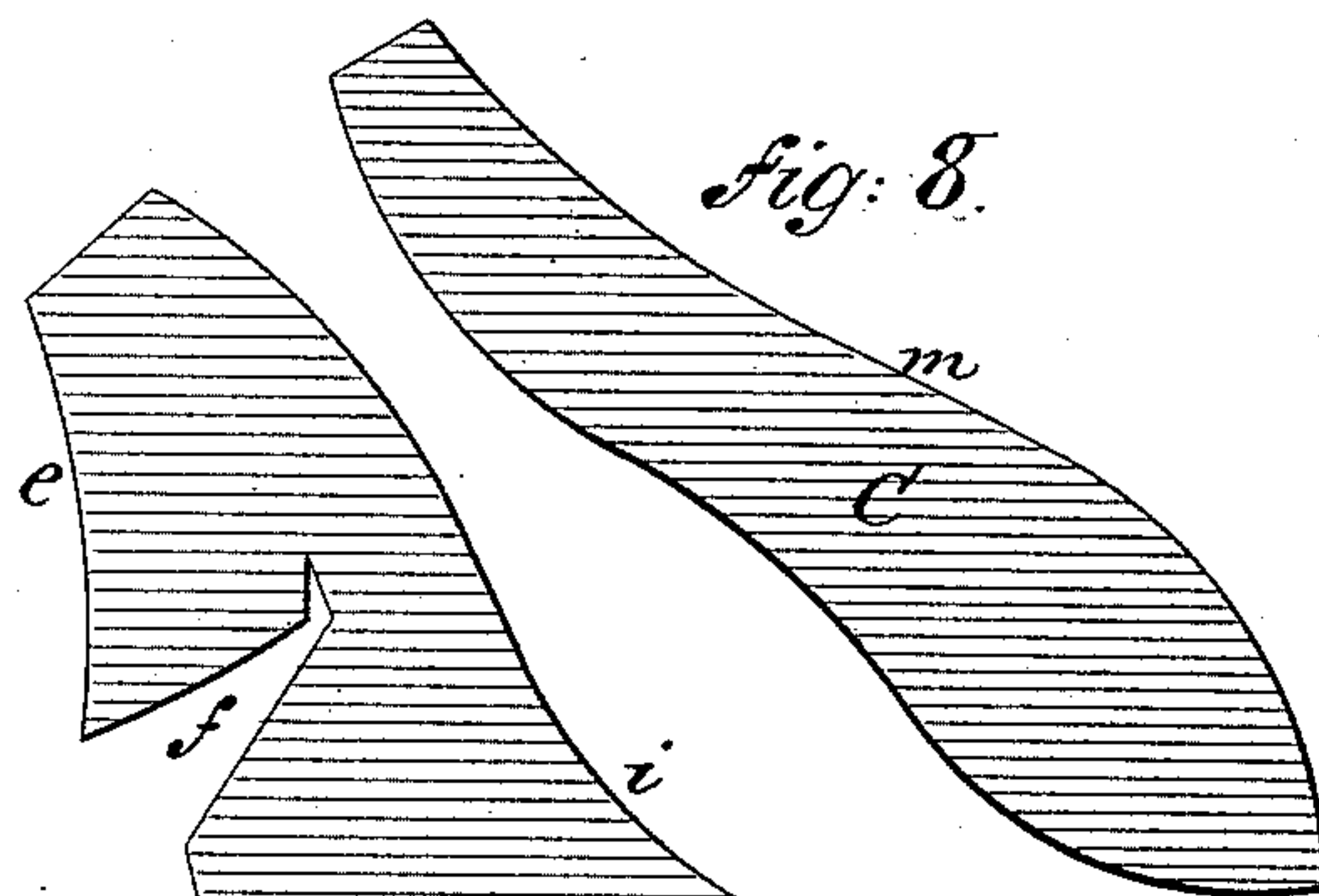
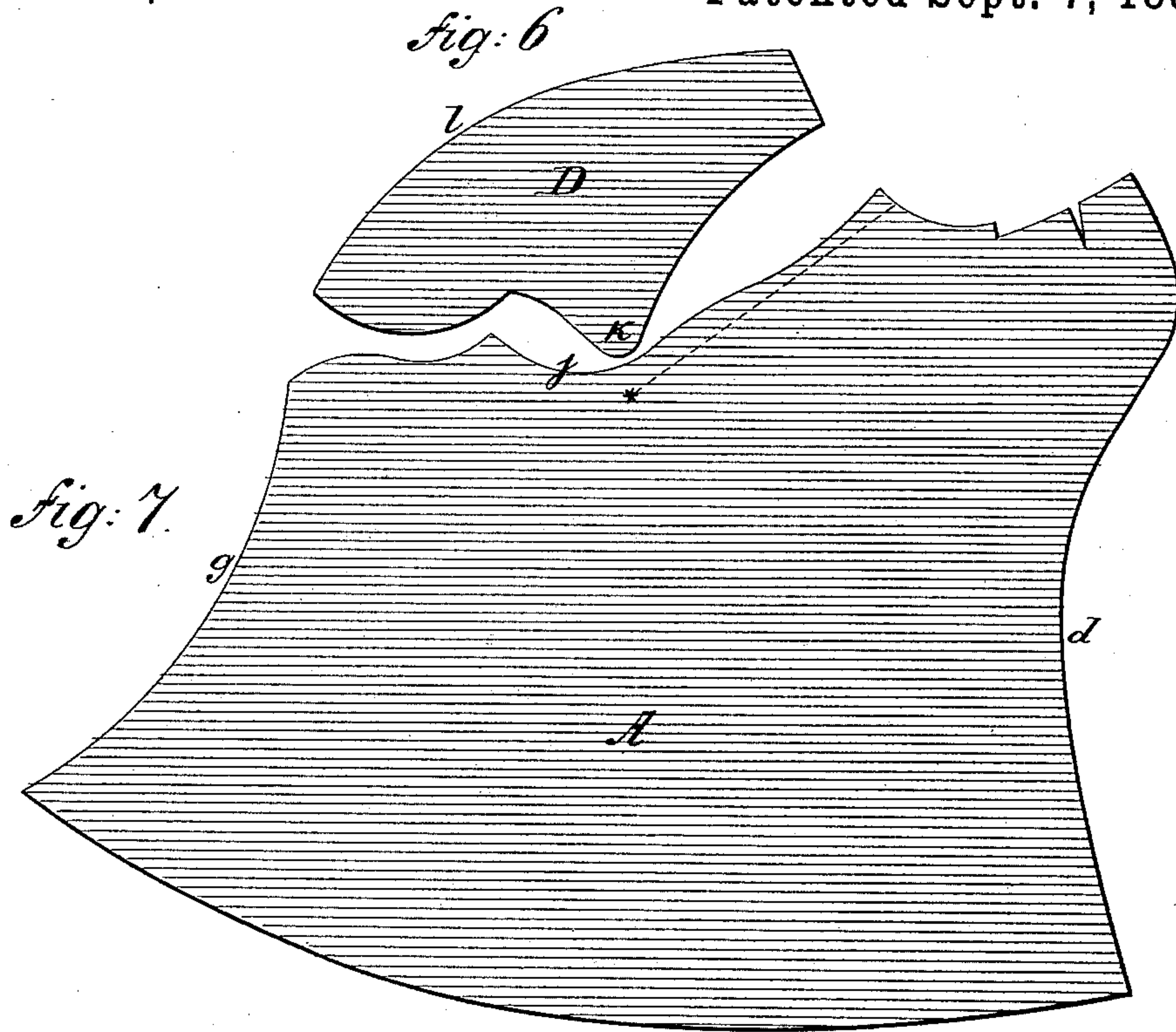
(No Model.)

2 Sheets—Sheet 2.

A. F. MÜLLER.
LADY'S RIDING HABIT.

No. 348,573.

Patented Sept. 7, 1886.



WITNESSES:

A. Schell
Harry M. Turk

INVENTOR

Augustus F. Müller

BY *Briesen & Steel*

ATTORNEYS.

UNITED STATES PATENT OFFICE.

AUGUSTUS F. MÜLLER, OF NEW YORK, N. Y.

LADY'S RIDING-HABIT.

SPECIFICATION forming part of Letters Patent No. 348,573, dated September 7, 1886.

Application filed April 19, 1886. Serial No. 199,352. (No model.)

To all whom it may concern:

Be it known that I, AUGUSTUS F. MÜLLER, a resident of the city of New York, in the county and State of New York, have invented
5 an Improved Lady's Riding-Habit, of which the following is a full, clear, and exact description, reference being made to the accompanying drawings.

The object of this invention is to produce a
10 riding-habit for ladies which shall fit closely around the elevated knee when the wearer is seated on the saddle, and along the raised leg, and in which the unsightly wrinkles at the back and in front shall be avoided.

15 The invention substantially consists in constructing such a habit with a bulge for the knee and with a bagging portion for the back, both of which are produced by the peculiar cut of the patterns or pieces from which the garment is made, as hereinafter described.

In the drawings, Figure 1 represents a face
20 view of a rider on a side-saddle, showing that side of the garment which covers the horse. Fig. 2 is a diagram showing the garment when looked at from the back of the horse. Fig. 3
25 shows the garment from the side opposite to that shown in Fig. 1. Fig. 4 is a detail back view of the garment, and Fig. 5 a detail front view of the same. Figs. 6, 7, 8, and 9 represent
30 the four pieces of fabric from which my improved garment is constructed.

In order to make the understanding of my invention clearer, I will state that the improved garment is to fit tightly around the elevated knee, as at *a* in Figs. 1, 2, and 3, and that
35 it also is to fit tightly along the edge *b*—that is, along the back, where the wearer is seated on the saddle. By fitting "tightly," in this connection, I mean that wrinkles shall be avoided, that the garment shall sit smoothly around
40 the raised limb and on the saddle.

As ladies' riding-habits have heretofore been made, the wearer was obliged to gather the dress under her, and thus to be seated on wrinkled
45 parts of the dress, while with my improved garment she will be seated entirely on a smooth portion of the dress. As a result greater convenience in riding will be produced and a much handsomer appearance.

50 Looking at the garment as constructed in accordance with this invention, the same has

at the back (see Fig. 4, where this figure is shaded, as at *b*) a sunken or drawn-in portion, which is the part that is to rest on the saddle, while in front it has an outwardly-projecting
55 bulged portion, as at *a*, Fig. 5, which is the part intended to receive the knee, as has already been stated.

I produce this garment from the four pieces of the fabric which are represented in Figs. 6, 60 7, 8, and 9. The main front piece, A, has an ogee edge, *d*, which is intended to be sewed to the concave line *e* of the main back part, B, Fig. 9. This main back part, B, however, has an incision at *f*, which in the completed garment
65 assists in producing the hollow part *b*, which is to fit under the back of the wearer. Looking again at the main front portion, A, of the garment, the edge *g* thereof, which is opposite the edge *d*, is sewed to the edge *h* of the main
70 back portion, B. The upper part of this main back portion, B, is quite narrow, owing to the ogee line *i*, which joins it to an insertion or piece, C, Fig. 8. The upper portion of the main front piece, A, is also comparatively narrow, in order to enable me to attach thereto
75 the peculiarly-shaped insertion or piece D, (see Fig. 6,) which is of curvilinear triangular form, and intended to connect with the concave edge *j* of the piece A. Where the pro-
80 tuberance *k* of the piece D is attached to the piece A is afterward produced the bulge *a*, which is to receive the knee of the rider. The edges *l* and *m* of the pieces D and C, respectively, are finally sewed together to complete
85 the garment, and owing to their peculiar shape that part of the garment at which the pieces A, C, and D meet is enlarged to such an extent that when turned under the wearer it will fit smoothly and interpose no wrinkles between
90 the wearer and the saddle. It will be seen that when this back portion is thus drawn under the rider, as at *b*, the back of the garment, as is shown in Fig. 4, will be slightly raised, while the front of the garment will hang down
95 without wrinkles and smoothly cover the limbs of the rider.

I claim—

1. In a lady's riding-habit, the combination of the piece of fabric A, having the con- 100 cave line *j*, with the triangular insertion or piece D, having protuberance *k*, for producing

the bulged portion *a* for the raised knee of the wearer, substantially as described.

2. The combination, in a lady's riding-habit, of the piece of fabric A, having ogee line *d*, with the piece of fabric B, having concave line *e* and incision *f*, for producing the drawn-in portion *b* at the back of the rider, substantially as described.

3. The combination of the piece of fabric A, having the ogee edge *d*, the concave edge *g*, and the peculiarly-shaped edge *j*, with the tri-

angular-shaped piece D, having projecting bulge *k* and convex edge *l*, with the tapering insertion C, and with the main back portion, B, having incision *f*, all arranged to produce a garment having knee-bulge *a* in front and drawn-in part *b* at the back, substantially as herein shown and described.

AUGUSTUS F. MÜLLER.

Witnesses:

CHARLES G. M. THOMAS,

JOHN G. MÜLLER.