
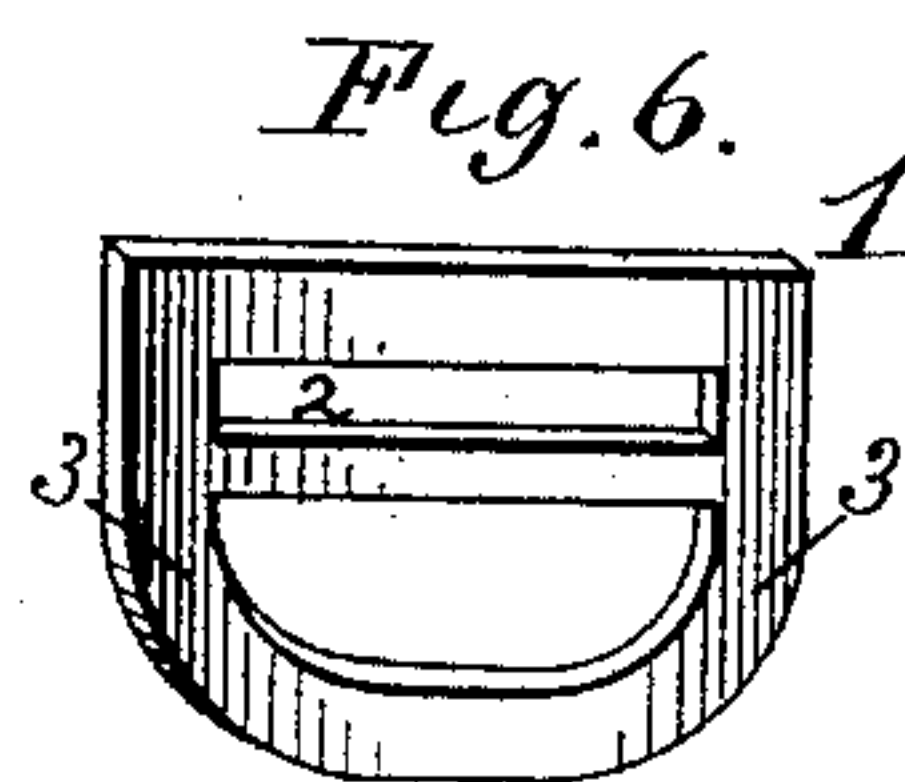
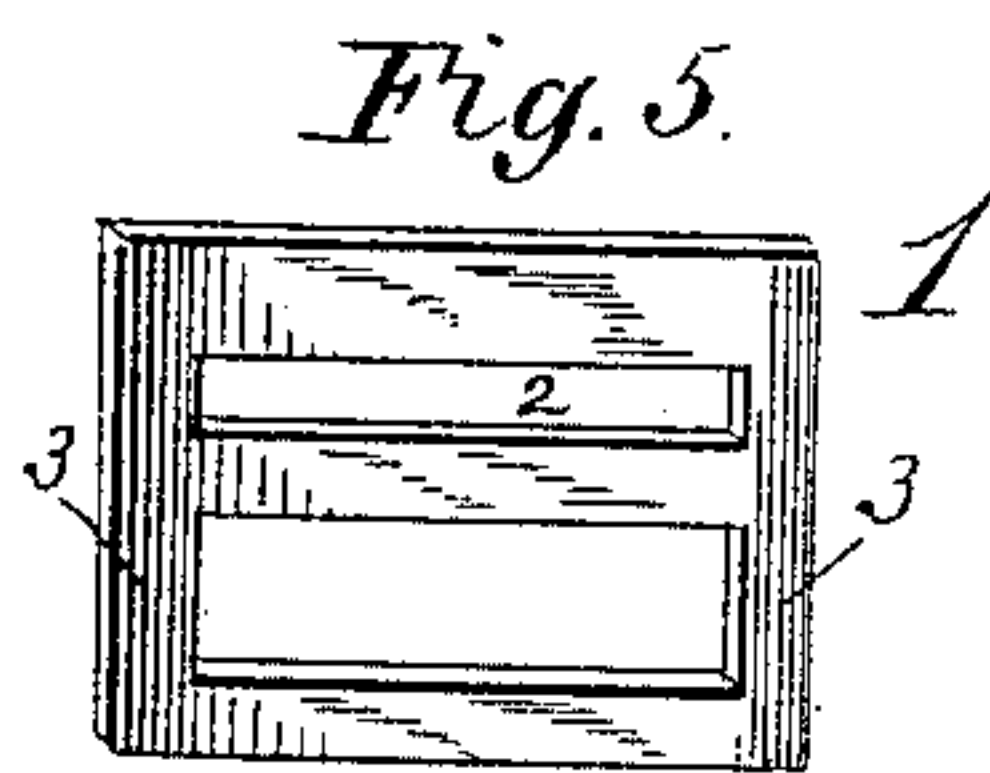
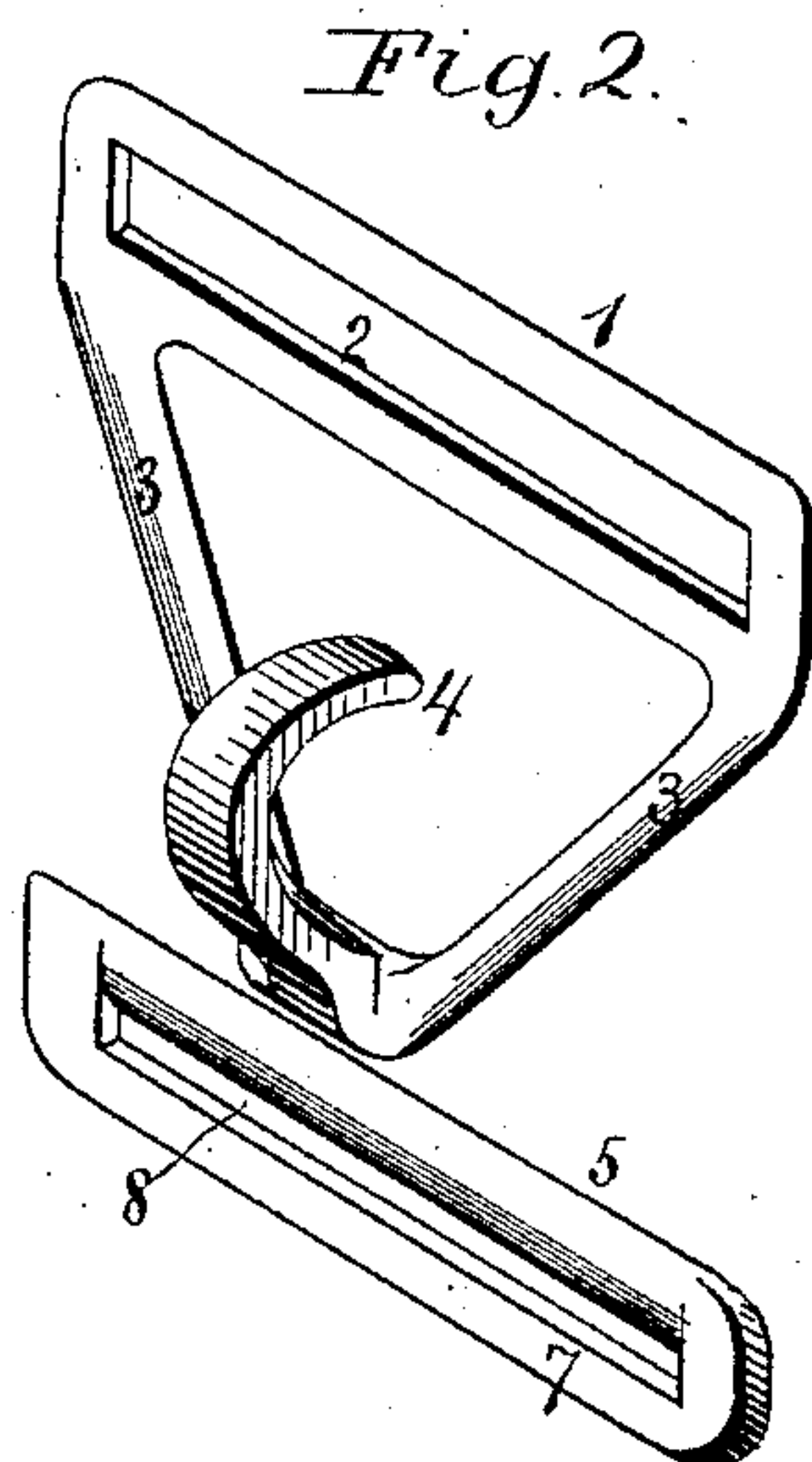
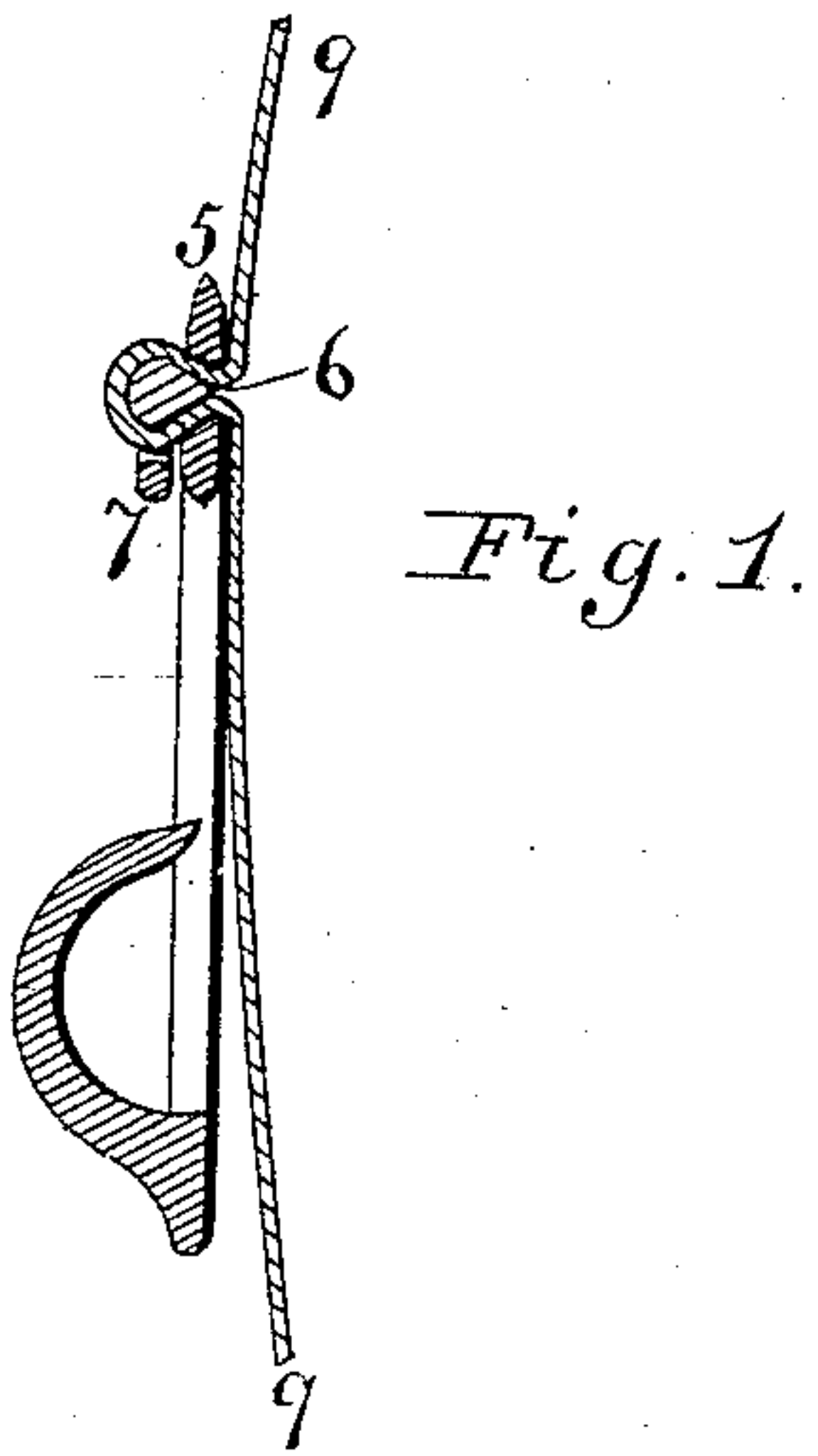


(No Model.)

J. B. MOORE.
BACK BAND HOOK.

No. 348,571.

Patented Sept. 7, 1886.



Witnesses

B. C. Fenwick
Kate Parkhurst

Inventor
Jesse B. Moore
By his atty H. Duffie

UNITED STATES PATENT OFFICE.

JESSE B. MOORE, OF ELDORADO, ARKANSAS.

BACK-BAND HOOK.

SPECIFICATION forming part of Letters Patent No. 348,571, dated September 7, 1886.

Application filed May 28, 1886. Serial No. 203,541. (No model.)

To all whom it may concern:

Be it known that I, JESSE B. MOORE, a citizen of the United States, residing at Eldorado, in the county of Union and State of Arkansas, have invented certain new and useful Improvements in Buckles and Back-Band Hooks; and I do declare the following to be a full, clear, and exact description of the invention, such as will enable others skilled in the art to which it appertains to make and use the same, reference being had to the accompanying drawings, and to the letters and figures of reference marked thereon, which form a part of this specification.

My invention has relation to buckles and back-band hooks; and it consists in the novel construction and arrangement of parts, as hereinafter fully set forth.

In the accompanying drawings, Figure 1 is a sectional view of my hook, loop, and back-band. Fig. 2 is a perspective view of the hook, pin, and loop. Fig. 3 is a sectional view of the pin and loop. Fig. 4 is a face view of the pin, with part of the loop cut away. Figs. 5 and 6 are additional figures of the plate 1, showing different forms of the lower part of the same.

My invention is described as follows: I make a plate, 1, having an elongated slot, 2, lengthwise in the same. From one edge of the plate I extend two arms, 3, which come together at their lower end and terminate in a hook, 4; or they may be of different forms, suited to the different purposes to which said buckle may be applied. In this slot fits a pin, 5, having a flange, 6, which is V-shaped, the beveled edge being down and fitting into slot 2. To the lower face of this pin I attach a loop, 7, leaving an elongated slot, 8, which is the length of the slot 2 in the hook 1.

Fig. 4 is a modified form of the pin 5, having part of the loop 7 cut away, leaving two inturned arms, 10, to enable the band to be put in more easily.

I insert the back-band 9 into the hook as follows: The said back-band is looped over the top of the pin 5 and passed through the slot 8, and then both ends of the said band are passed down through said slot 2 of hook 1, and when the back-band is pulled on the pin is drawn tight down into the said slot and grasps the back-band between itself and either edge of said slot 2, and prevents it from slipping. The loop 7 keeps the pin 5 from falling off from the band 9, and the band passing through the slot 8 keeps the pin in place. The flange 6 of the pin, fitting in the slot 2 of the hook 1, also serves to keep the pin in place.

The above-described back-band hook is applicable to and may be used for a great many purposes—such as the buckle of a back-band hook, of a surcingle and girth ring, as a suspender-buckle, and for many other purposes.

Having described my invention, what I claim as new, and desire to secure by Letters Patent, is—

1. In a buckle or back-band hook, the combination of the plate 1, having the elongated slot 2 and the arms 3, with pin 5, having the V-shaped flange 6, loop 7, and slot 8, said flange fitting loosely in the said slot 2 and provided with a suitable hook, substantially as shown, and for the purposes set forth.

2. In a buckle or back-band hook, the combination of the plate 1, having the elongated slot 2 and arms 3, with the pin 5, having the V-shaped flange 6 and the inturned arms 10, said flange fitting loosely in the said slot 2 and provided with a suitable hook, all substantially as and for the purposes set forth.

In testimony whereof I have affixed my signature, in presence of two witnesses, this 24th day of May, 1886.

JESSE B. MOORE.

Witnesses:

PAUL BAKEWELL,
EDWARD A. FURREL.