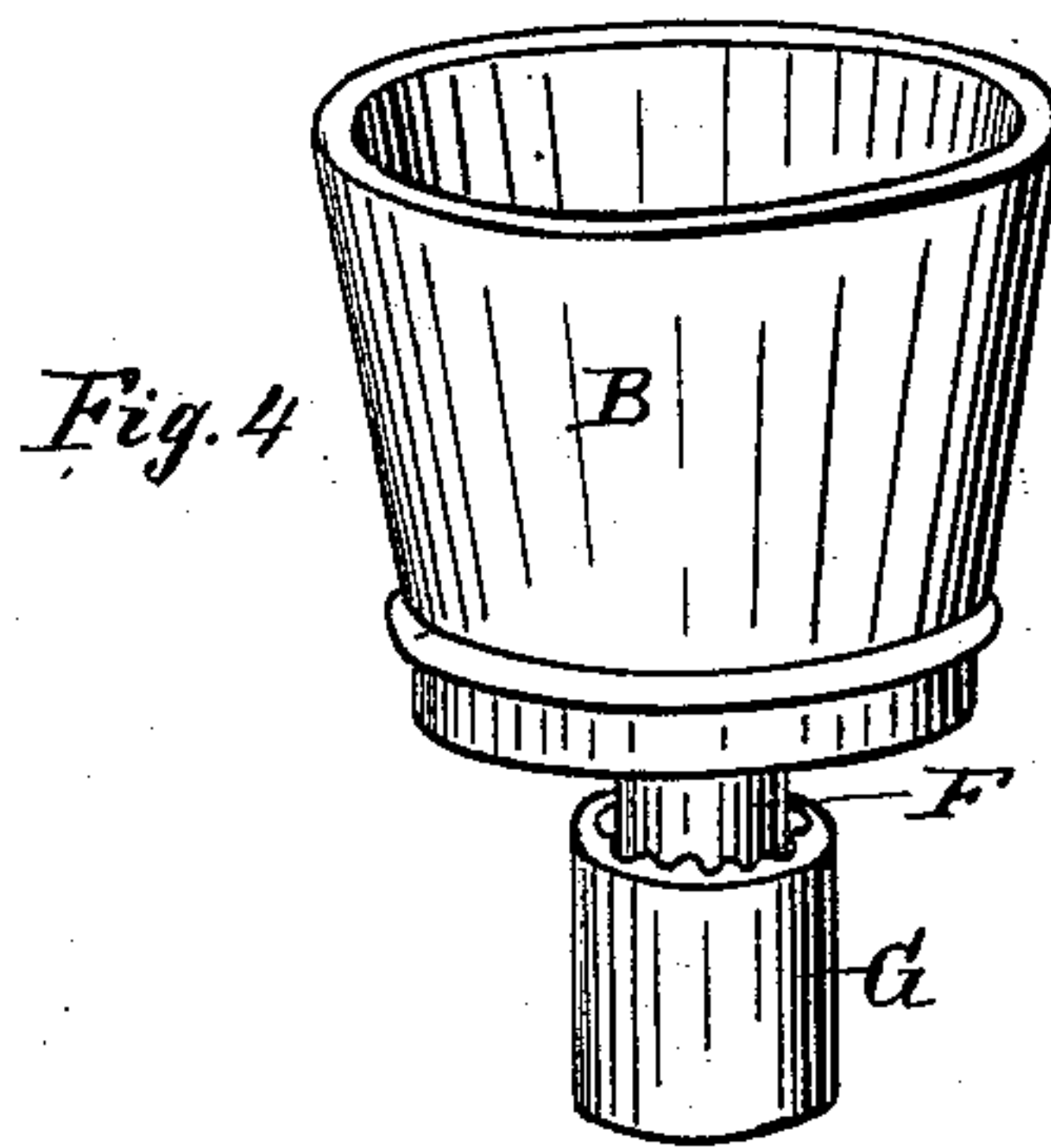
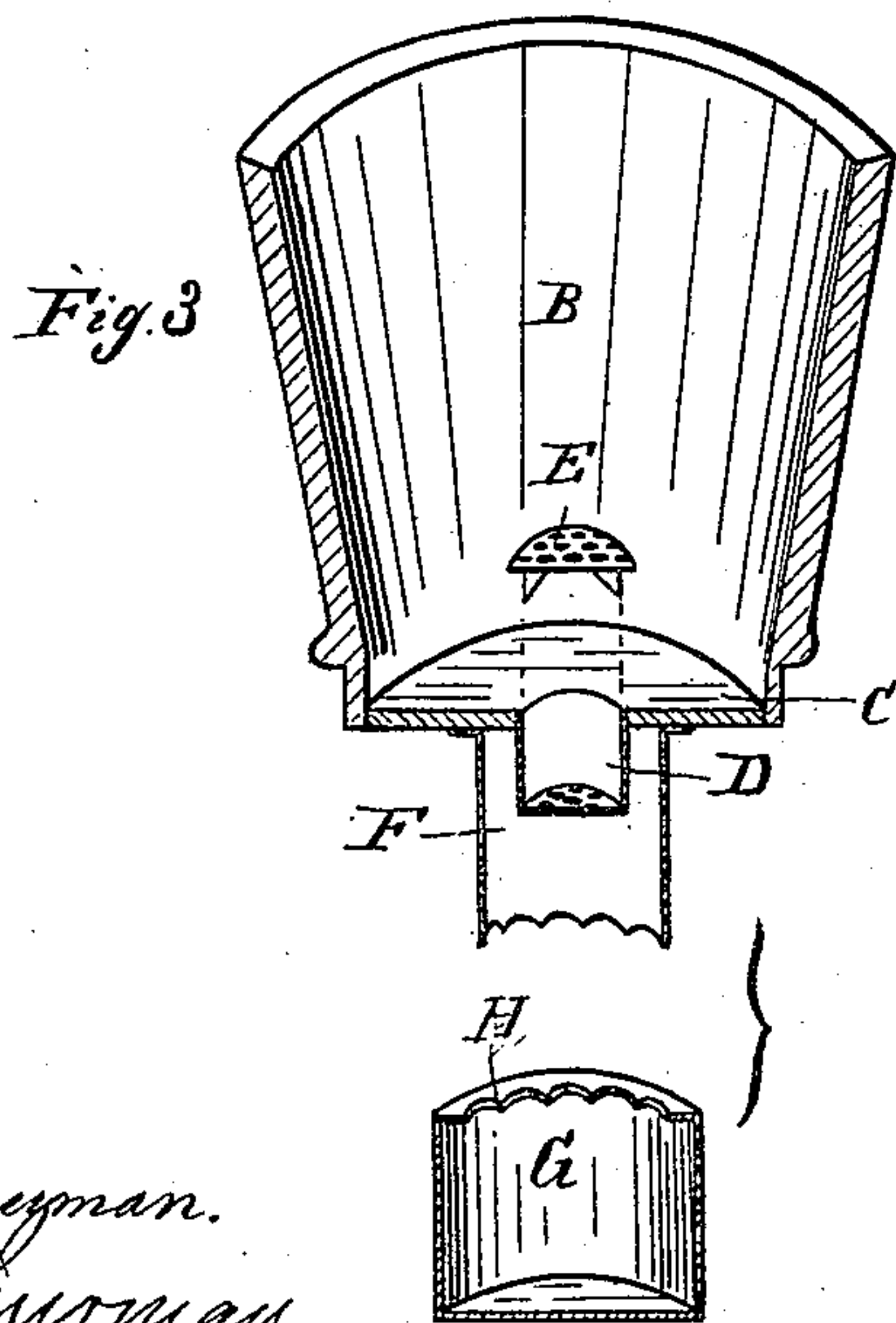
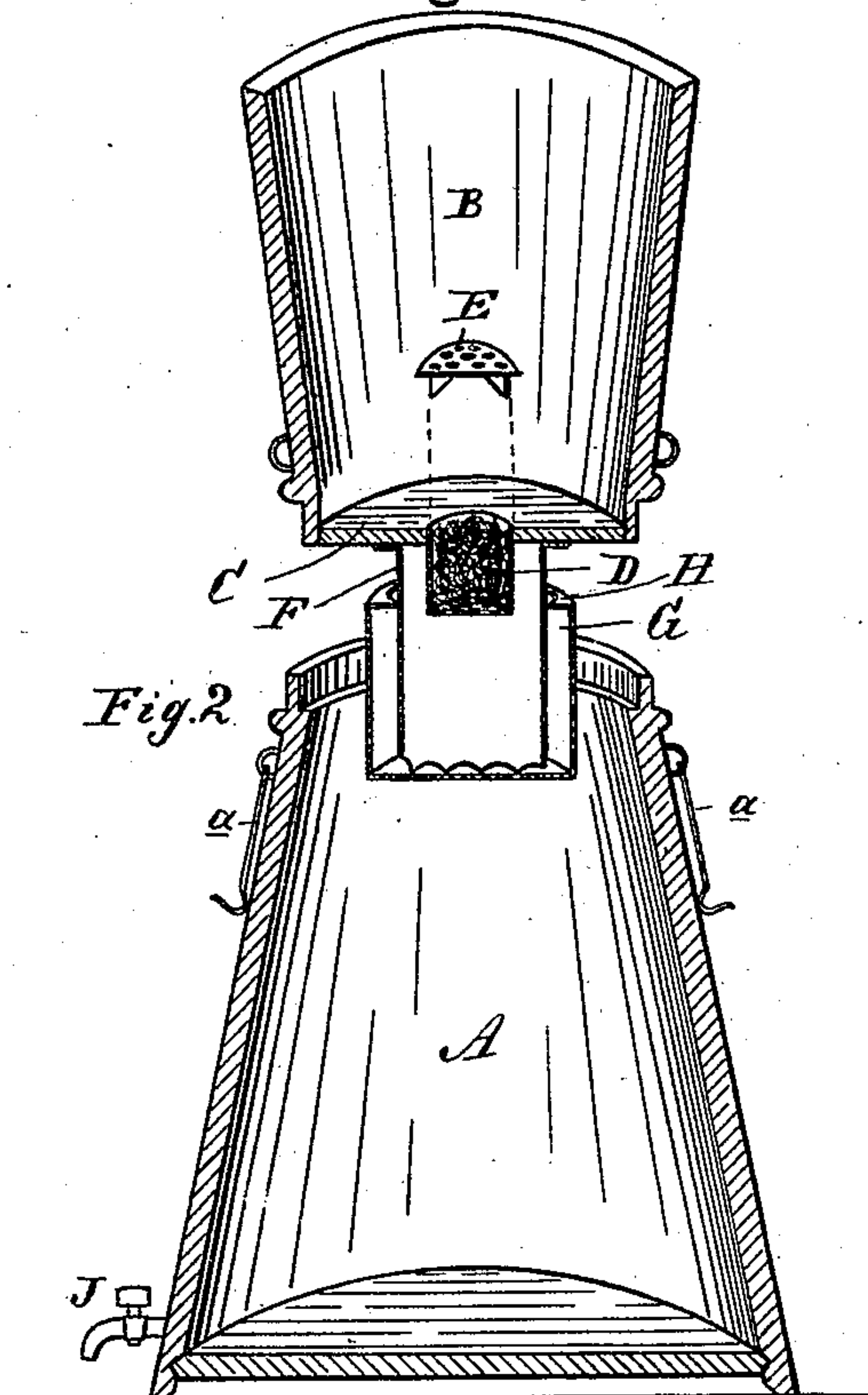
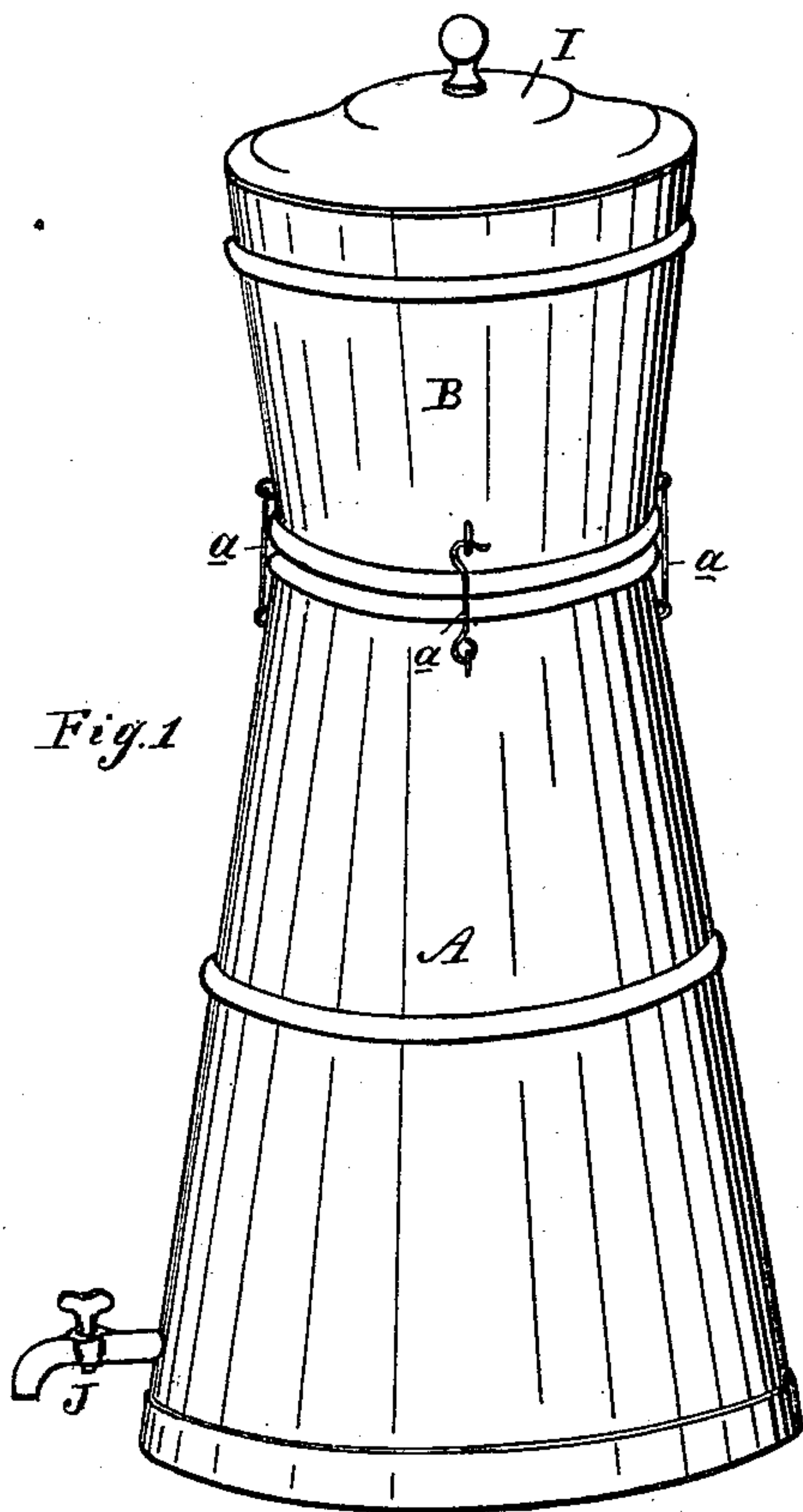


(No Model.)

M. McVOY.
COOLER AND FILTER.

No. 348,032.

Patented Aug. 24, 1886.



Attest:
John Scheyman.
Chas. Thurman.

Inventor:
Martin McVoy.
by his Atty
Thos. S. Sprague

UNITED STATES PATENT OFFICE.

MARTIN McVOY, OF SOUTH BAY CITY, MICHIGAN.

COOLER AND FILTER.

SPECIFICATION forming part of Letters Patent No. 348,032, dated August 24, 1886.

Application filed July 1, 1886. Serial No. 206,802. (No model.)

To all whom it may concern:

Be it known that I, MARTIN McVOY, of South Bay City, in the county of Bay and State of Michigan, have invented new and useful Improvements in Coolers and Filters; and I do hereby declare that the following is a full, clear, and exact description thereof, reference being had to the accompanying drawings, which form a part of this specification.

10 This invention relates to certain new and useful improvements in water filters and coolers; and the invention consists in the peculiar construction, arrangement, and combination of the various parts, all as more fully herein-
15 after set forth.

Figure 1 is a perspective view of the device ready for use. Fig. 2 is a sectional perspective. Fig. 3 is a sectional perspective, referred to by letter. Fig. 4 is a perspective detail,
20 also referred to by letter.

In the accompanying drawings, which form a part of this specification, A represents a water-vessel, and B an ice-receptacle made of any suitable material, and constructed to fit
25 together with shouldered joints, as shown, and to be secured together by hooks *a*.

The ice-receptacle B is provided with a bottom, C, to which, projecting downwardly, is rigidly secured a pipe, D, which is provided
30 with a perforated bottom, a hole being cut through the bottom C of the ice-receptacle, over which a perforated cap, E, is placed, and in the pipe D is placed a sponge.

F is another pipe of larger dimension than the pipe D, which is likewise secured at its upper end to the bottom C of the ice-receptacle. The lower edge of such pipe F is corrugated or fluted. G is a cup, secured around the pipe F in any convenient manner that will
40 admit of its being readily removed. The upper edge of this cup is provided with an inwardly-projecting flange, H, the edge of which next the pipe F is corrugated or fluted, and when ready for use both the cup and the pipe
45 F may be filled with charcoal or other suitable filtering material.

In practice, the parts being constructed and arranged as shown, ice is placed in the receptacle B and water poured thereon, after which it is covered with a suitable cover, I. The
50 water percolates down through the sponge in the pipe D into the pipe F, passing out through the flutings in its bottom edge, up through the cup G, and thence into the receiver A, from whence it may be drawn off through a proper
55 faucet, J.

It will be readily seen that by this construction I provide a cheap and simple combined cooler and filter, and in which the filtering material can easily be renewed as circumstances may require.

What I claim as my invention is—

1. The combination, with the vessel A, of the ice-receptacle B, the pipe D, secured to the bottom of said receptacle and having perforated bottom, and the pipe F, secured to the
65 bottom of the ice-receptacle and surrounding the pipe D, substantially as described.

2. The combination, with the vessel A and ice-receptacle B, of the pipe D, secured to the
70 bottom of said receptacle and having perforated bottom, the pipe F, also secured to the bottom of said receptacle and surrounding the pipe D, and the cup G, secured around the pipe F, substantially as described.

3. The combination, with the vessel A and the removable ice-receptacle B, of the pipe D, having perforated bottom and secured to the bottom of the ice-receptacle, the pipe F, surrounding the pipe D and secured to the bot-
80 tom of the receptacle B, and having corrugations at its bottom, and the cup G, surrounding the pipe F and having a corrugated flange, H, secured to the pipe F, substantially as and for the purpose specified.

MARTIN McVOY.

Witnesses:

FRANKLIN SELLECK,
RICHARD RENSINK.