

(No Model.)

H. J. HOFFMAN.

CASE FOR HOLDING BLANK FORMS.

No. 348,015.

Patented Aug. 24, 1886.

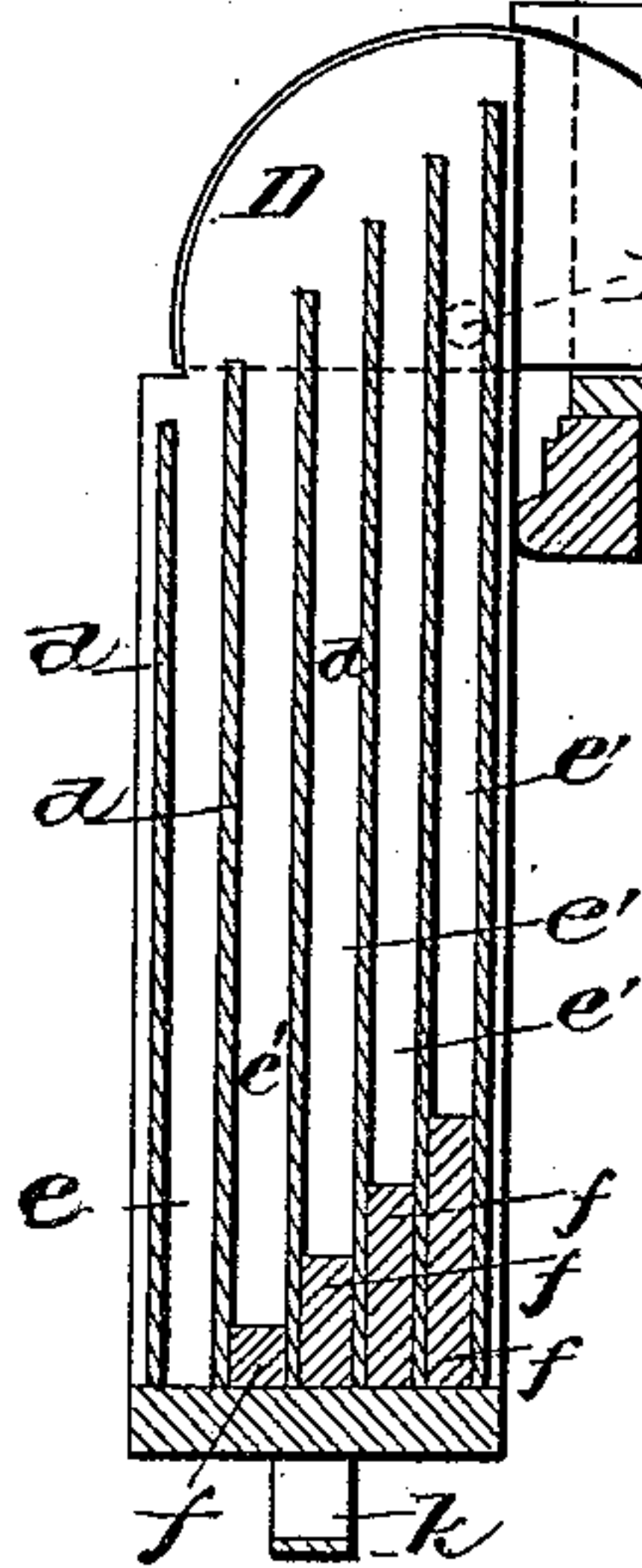
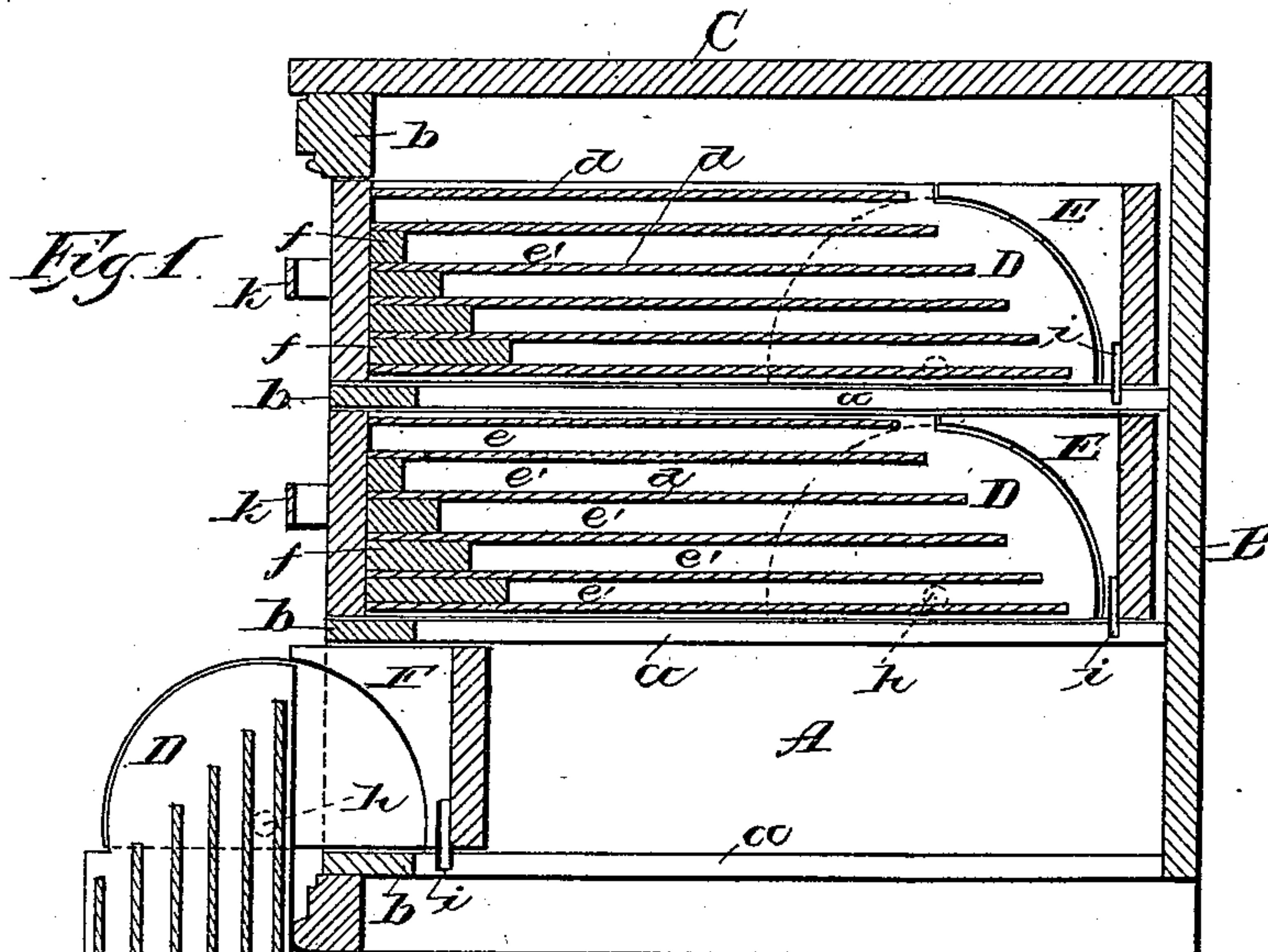

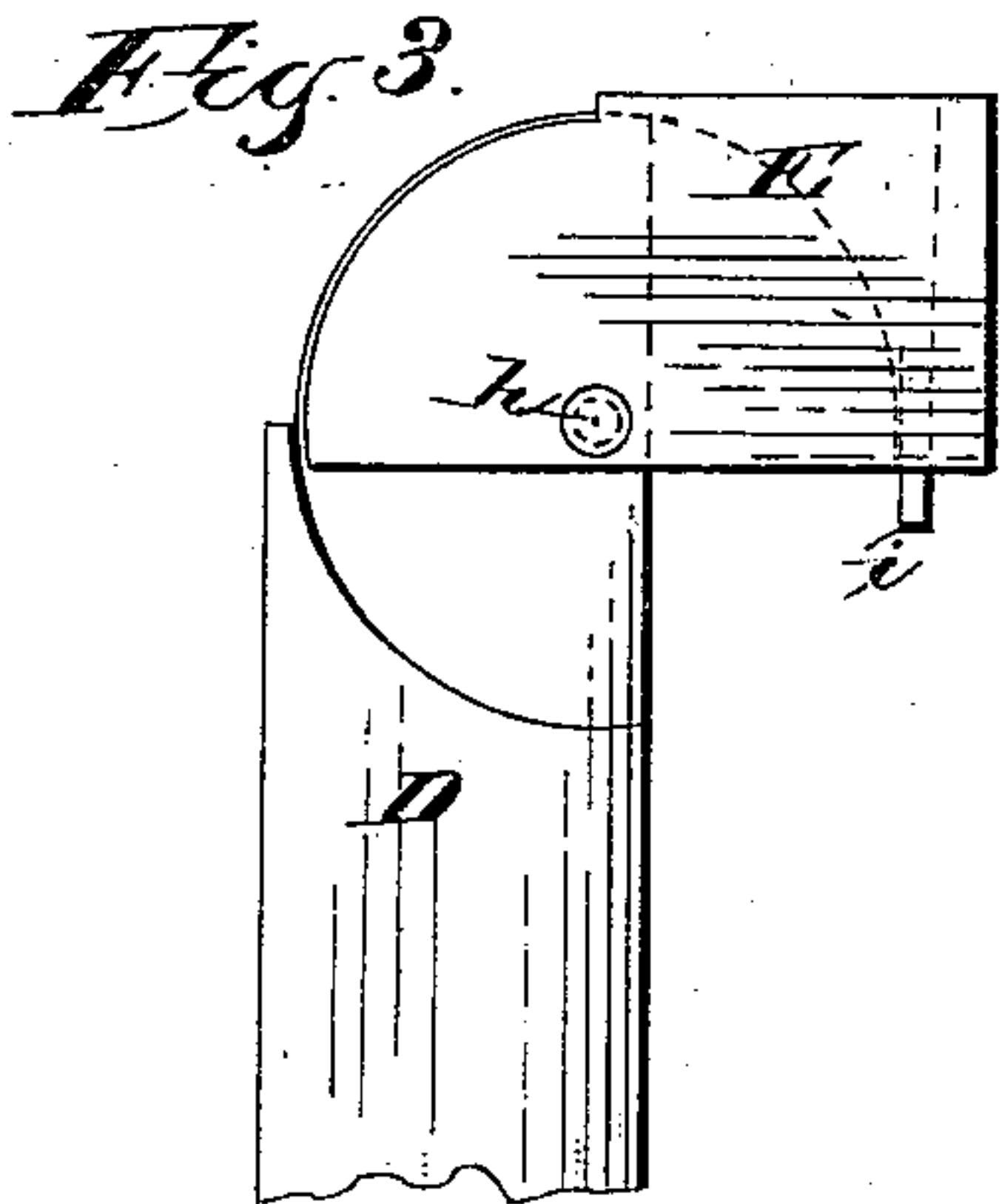


Fig. 2.



Witnesses:

E. J. Ames
J. A. Platz

Inventor.

Horace J. Hoffman

By J. Stout & Underwood
Attorneys.

UNITED STATES PATENT OFFICE.

HORACE J. HOFFMAN, OF MILWAUKEE, WISCONSIN.

CASE FOR HOLDING BLANK FORMS.

SPECIFICATION forming part of Letters Patent No. 348,015, dated August 24, 1886.

Application filed January 13, 1886. Serial No. 188,475. (No model.)

To all whom it may concern:

Be it known that I, HORACE J. HOFFMAN, of Milwaukee, in the county of Milwaukee, and in the State of Wisconsin, have invented certain new and useful Improvements in Cases for Holding Blank Forms, &c.; and I do hereby declare that the following is a full, clear, and exact description thereof.

My invention relates to cases for holding blank forms—such as deeds, mortgages, &c.; and it consists in certain peculiarities of construction, as will be hereinafter described.

In the accompanying drawings, Figure 1 represents a vertical longitudinal section of my blank case with one of the drawers drawn out; Fig. 2, a front elevation of one of the drawers removed from the frame and in its opened position; Fig. 3, a side elevation of a portion of one of the drawers in its opened position.

The frame of my blank-case consists of side pieces, A, rear end piece, B, and top C.

Extended along the inner faces of the side pieces, A, are cleats *a*, and at the front end of the frame are lateral brace-pieces *b*. These cleats and brace-pieces *a b* form the means of support for a series of drawers, which, when in place with relation to said frame, complete my improved blank-case. These drawers each consist of two pivotally-connected sections, D E, the front one, D, being preferably provided with a series of partitions, *d*, so arranged as to form compartments *e e'* for the reception of blanks of different designations. The partitions *d* of the drawer-sections D are of gradually-increasing length, that of the top or front one being the shortest and the bottom or rear one the longest, while those intervening are relatively proportioned so that the upper ends of said partitions will rise one above the other from front to rear. Although these partitions differ in length, the compartments *e'* are preferably made to have the same depth as the top or front one, *e*, by the insertion of blocks *f*, relatively proportioned to have the same rise as that of said partitions. This construction permits the several blanks to project above the shorter partition of their respective compartment, thereby facilitating the selection and withdrawal of any particular form or forms that may be desired.

The partitions *d* of the drawer-sections D may be made of wood, pasteboard, sheet metal,

or any other material found suitable and convenient. In addition, I may use loose index-sheets *g*, which rise at one end to increased height, as shown at *g'*, to receive a designating-label, as shown in Fig. 2.

Pivotal connection is established between the drawer-sections D E by means of pins *h*, fitting in sockets formed in the sides of said sections, as illustrated in Fig. 2. The sides of the drawer-sections have their opposing ends cut away to form an overlapping joint when pivotally united, thereby permitting said sides to have one thickness throughout the length of each drawer.

By having the drawer-sections pivotally connected the one, D, can be swung down to a vertical position when a drawer is drawn out from the frame, thereby affording easy access to and the withdrawal of a blank or blanks from the compartments, as well as economizing space, though when the drawer is closed up the opposing ends of its sections are brought together in such a manner as to entirely inclose the contents of said section D.

To prevent the drawers from being drawn too far out or disengaged from the frame, I provide each of the sections E with a stop, *i*, designed to come against the lateral brace-pieces *b* of the frame, thereby limiting the outward movement of said drawers, so as to only permit the sections D to clear said frame. Each drawer is provided with a handle or pull, *k*, and when closed the outer ends of the several drawers form the front of the blank-case.

By the construction above described I provide a simple and convenient blank-case, which is designed to keep the contents free from dust, and at the same time permit of the blanks having different designations being so arranged as to be readily accessible and easily removed, as occasion may require.

Having thus fully described my invention, what I claim as new, and desire to secure by Letters Patent, is—

1. A blank-case consisting of a suitable frame provided with a sliding drawer or drawers, and this latter part or parts each composed of two pivotally-united sections, as set forth.

2. A blank-case consisting of a suitable frame provided with a sliding drawer or drawers, this latter part or parts each composed of

two pivotally-united sections, and one section of each drawer divided into compartments, as set forth.

3. A blank-case consisting of a suitable
5 frame having a sliding drawer or drawers, each composed of two pivotally-united sections, one section of each drawer provided with a series of partitions rising one above
10 another, and interposed blocks relatively proportioned to the rise of said partitions, whereby compartments of equal depth are formed,
as set forth.

4. A blank-case consisting of a suitable
frame and a series of drawers, each composed
15 of two pivotally-united lap joined sections,

one of said sections provided with compartments *e e'*, of equal depth, formed by partitions and interposed blocks of different lengths, and the other of said sections provided with a stop adapted to come against a brace-piece
20 of the frame, substantially as and for the purpose set forth.

In testimony that I claim the foregoing I have hereunto set my hand, at Milwaukee, in the county of Milwaukee and State of Wis-
25 consin, in the presence of two witnesses.

HORACE J. HOFFMAN.

Witnesses:

H. G. UNDERWOOD,
MAURICE F. FREAR.