

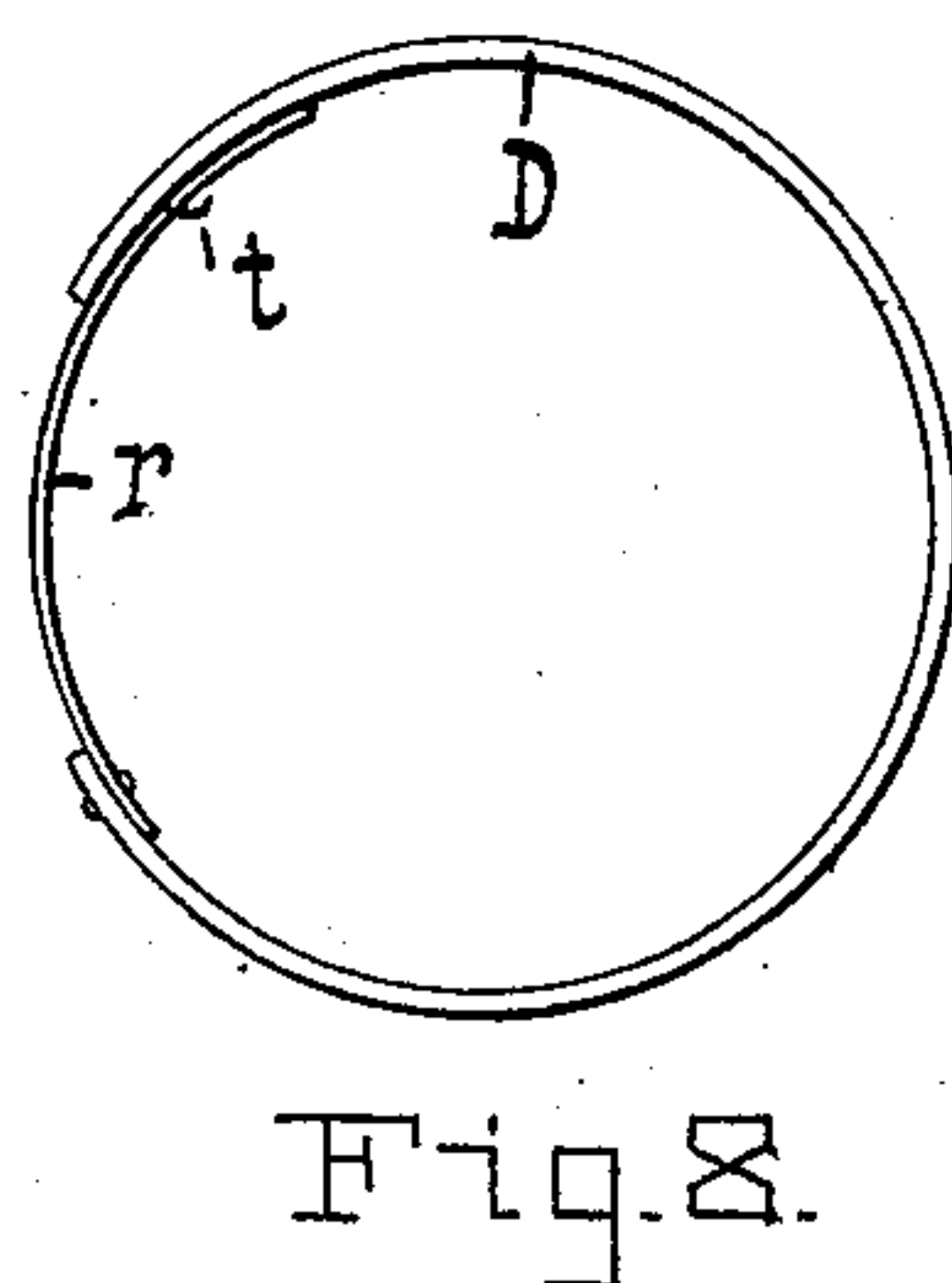
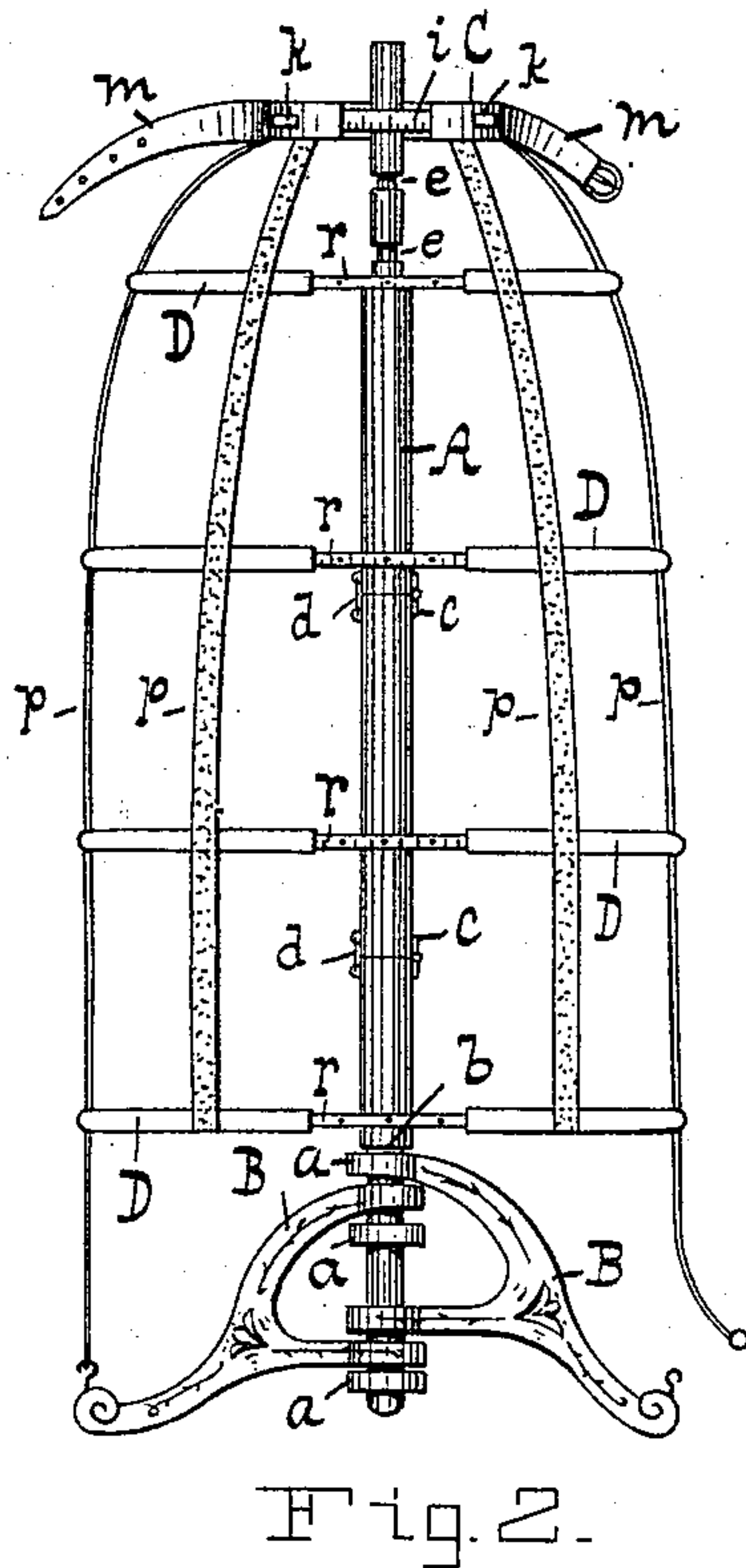
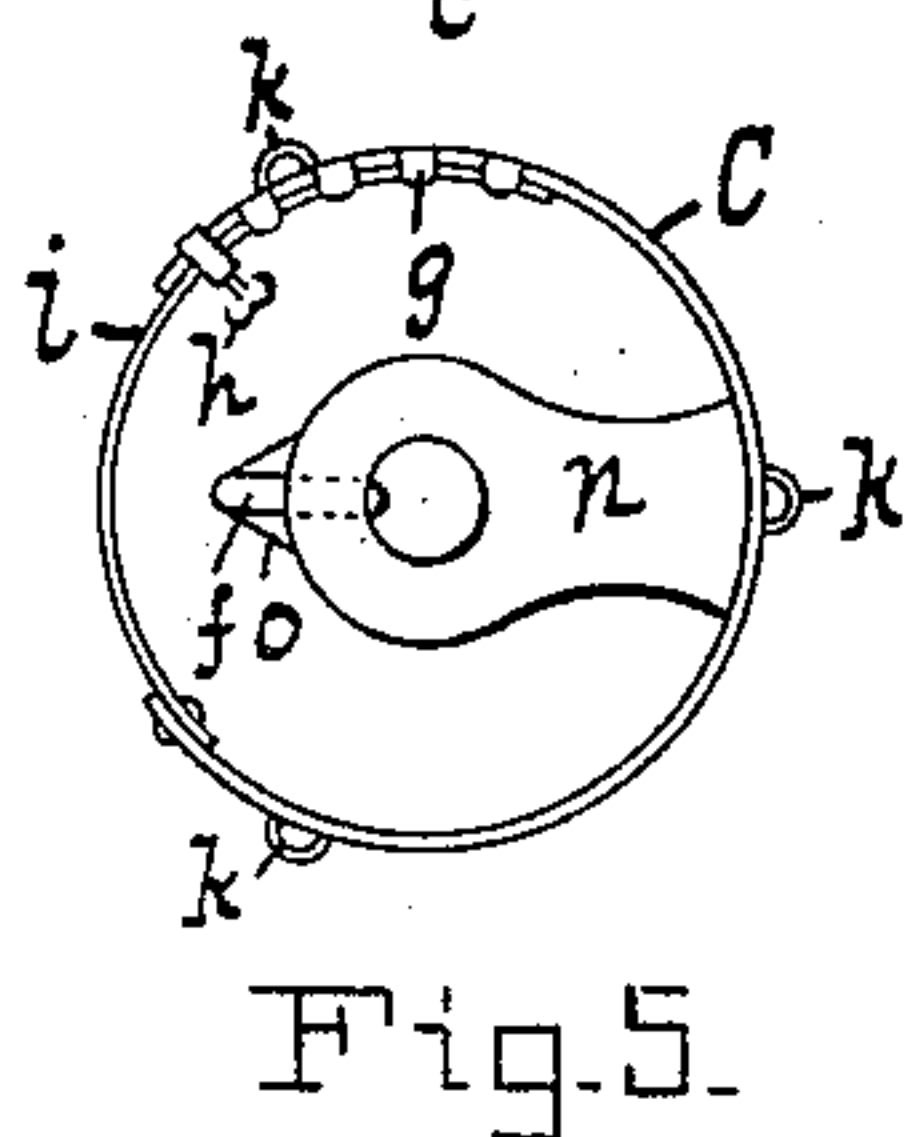
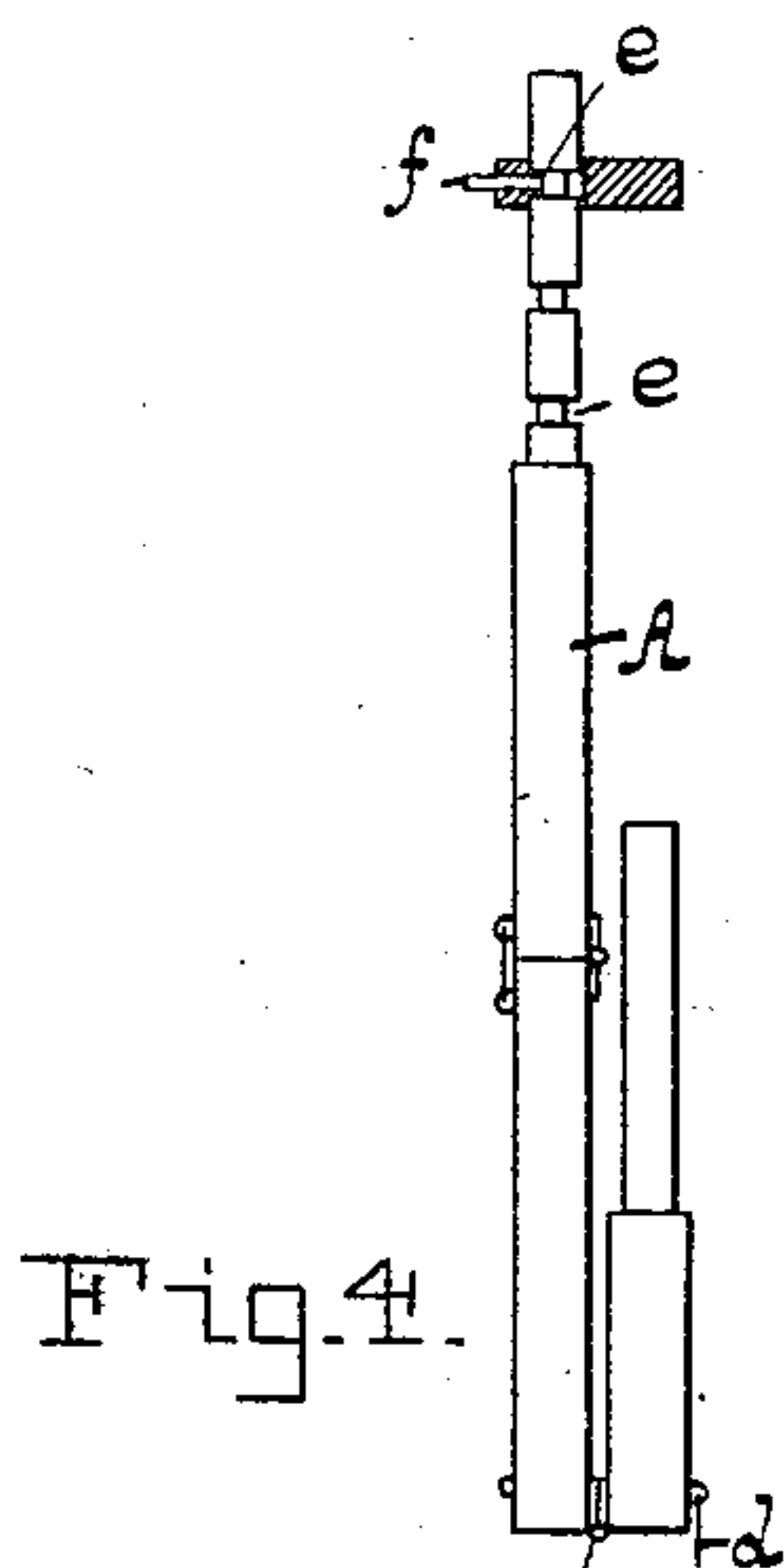
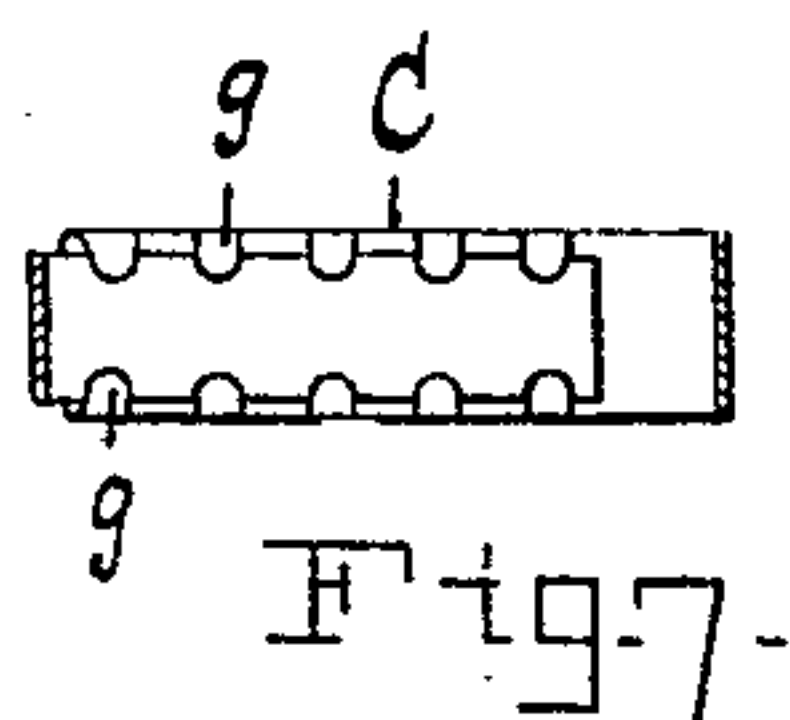
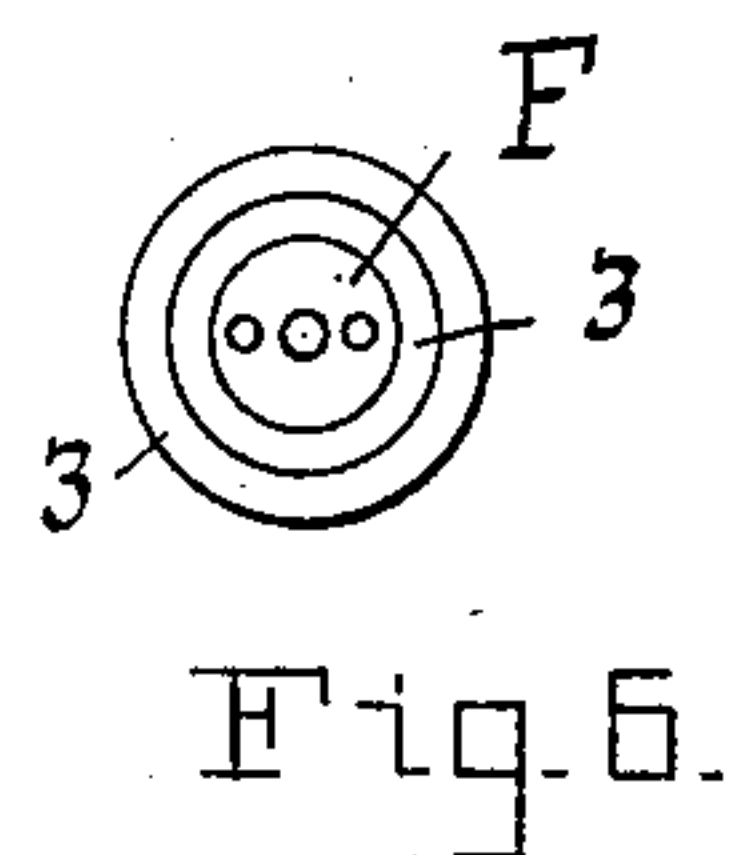
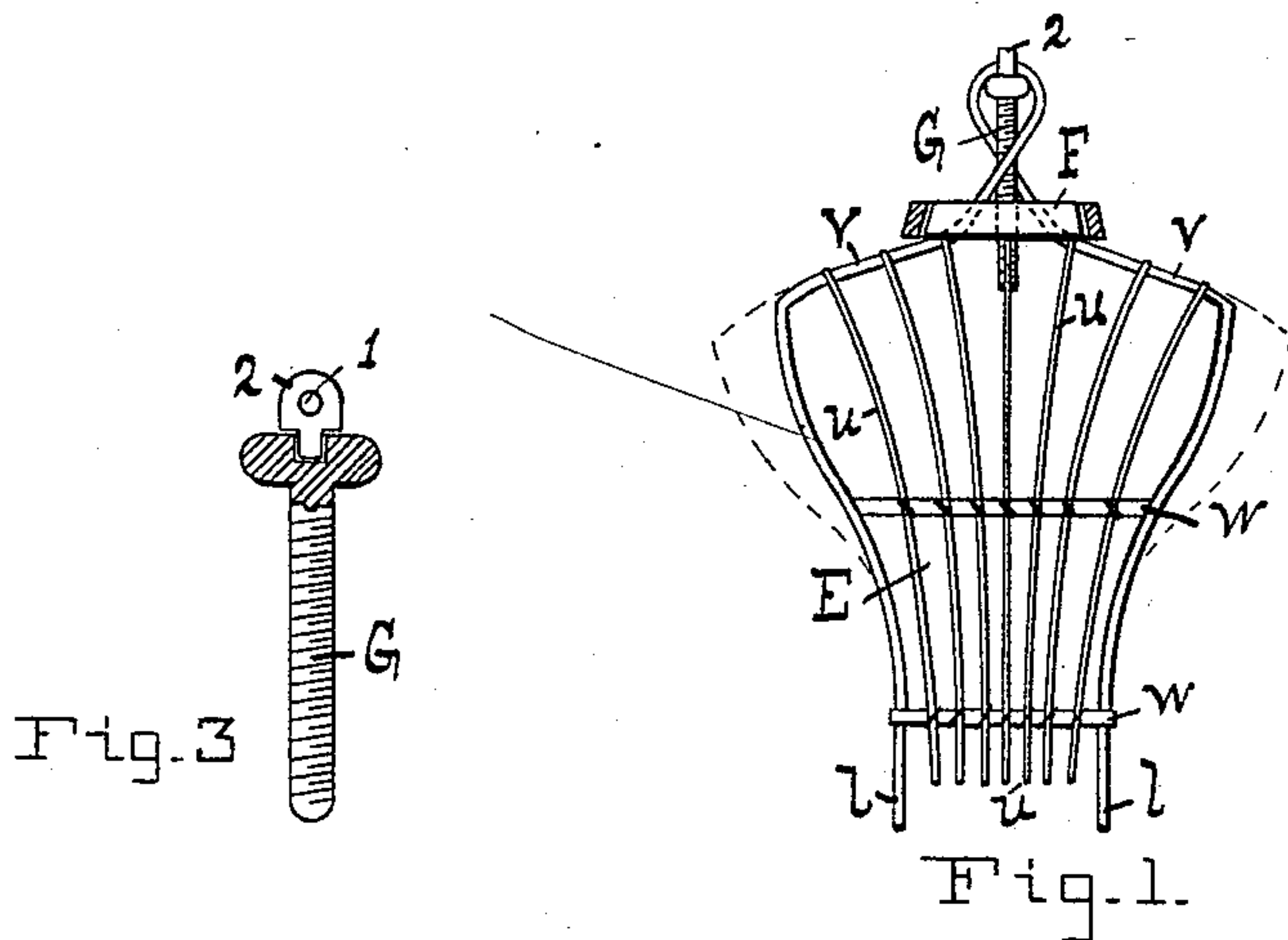
(No Model.)

T. R. FISCHER.

DRESS FORM.

No. 347,930.

Patented Aug. 24, 1886.



Witnesses:

G. T. Boyden.
Wilson Ringle.

Inventor:

Therese R. Fischer
By G. T. Boyden
Atty.

UNITED STATES PATENT OFFICE.

THERESE R. FISCHER, OF BALTIMORE, MARYLAND.

DRESS-FORM.

SPECIFICATION forming part of Letters Patent No. 347,930, dated August 24, 1886.

Application filed November 10, 1885. Serial No. 182,378. (No model.)

To all whom it may concern:

Be it known that I, THERESE R. FISCHER, a citizen of the United States, residing at Baltimore, in the State of Maryland, have invented certain new and useful Improvements in Dress-Forms, of which the following is a specification, reference being had therein to the accompanying drawings.

My invention relates to improvements in dress-forms; and it consists of improvements on a patent granted to me July 4, 1882, and numbered 260,556, as hereinafter set forth, and as illustrated in the accompanying drawings, in which--

Figure 1 is a front view of the bust; Fig. 2, a like view of the skirt part; Fig. 3, an enlarged detail view of the adjusting-screw; Fig. 4, a detail view of the supporting-standard; Fig. 5, an enlarged detail view of the waistband; Fig. 6, a top view of the neck-rings; Fig. 7, an enlarged sectional detail view of the waistband, and Fig. 8 a top detail view of the skirt-band.

Similar letters refer to similar parts throughout the several views.

The letter A designates the standard, which is supported by the legs B and secured thereto by passing through the rings a, which overlap each other, and resting on the top ring and the shoulder b, which prevents it from passing through the ring. This standard is arranged in sections, which are secured together by the hinges c and the hooks d, which permits it to be folded, and the legs B being slipped on permits the same to be readily and conveniently put together, and likewise neatly packed for shipping purposes, &c. The upper end is offset and provided with a series of annular grooves, e, in which the pin f enters, and by which the height of the form is adjusted.

The waistband C consists of an overlapping steel band having overturned projections g, which form a way for the overlapping end to slide in, and which neatly holds the same in its place, and when properly adjusted to the desired size is thereat held by the clamping thumb-screw h. The end i on its outer surface is provided with a graduated scale divided in inches, by which the band is adjusted corresponding to the measure of the waist. To the outside of the waistband I attach the

eyelets k, in which the ends l of the rattan on the body enter, and by which the latter is supported on the band and securely held thereto by the strap m, being buckled therearound after the waist measurement is determined. The waistband is attached to the standard A by the bracket n, which is provided with a hole for the standard A to pass through, and the pin f, which is pressed inward by the rubber band o, and which enters the annular grooves e, thereby supporting the said band and permitting the "form" to be vertically adjusted and turned around on the standard when desired.

To the waistband C are attached the tapes p, which extend down to the legs B, and secured thereto by suitable fastenings when desired, which steady the form by holding it rigidly thereto. To these tapes are attached the adjustable rings D, made of rattan, by which the diameters of the skirts are determined, and which are provided with the steel sections r, having one end secured to the rattan, and provided with a series of holes, by which it is secured to the opposite end of the rattan ring by means of the hook t, and by which the size of the said ring may be increased or diminished, as desired.

The upper part forming the bust consists of a series of rattan ribs, u, which are secured to the adjustable shoulder-piece v, and attached to the horizontal ribs w, that they may be adjusted to any desired shape. The lower ends of the shoulder-pieces v project below those of the ribs u sufficiently far to enter the eyelets on the waistband, by which it is secured thereto, as before stated. The central portion of the shoulder-piece passes through the neck-block F, and is there formed in a loop, at which place the adjusting-screw G is arranged by the piece v passing through the hole 1 in the top 2, which is pivoted on the screw G, by which the latter is permitted to turn, and thereby vertically adjusted, which draws the flexible piece v through the holes in the neck-block, and thereby regulates the length of the shoulder to any desired measurement.

To vary the size of the neck, as desired, I provide the rings 3, differing in diameters, which are fitted one over the other, and which may be placed or removed, as desired.

By the devices herein shown and described the form is capable of being accurately and conveniently adjusted to that of the person to be fitted, which enables dress-makers to fit the garments in the absence of the wearer, and it is also adapted to determine how made-up dresses will fit purchasers without trying the said dresses on, as the measurement of the purchaser is taken and the form likewise adjusted, on which the dress is then placed, thereby displaying the same and giving the purchaser an opportunity to judge the style, fit, &c.

Having described my invention, what I claim, and wish to secure by United States Letters Patent, is—

1. In combination with a dress-form, the concentric rings 3, arranged to be fitted one over the other, whereby the size of the neck may be varied as desired.

2. In a dress-form, the combination of the body part E, the lower or skirt part, the flexible waistband C, provided with the eyelets *k*, and the strap *m*, whereby the lower and body parts are screwed together.

3. In a dress-form, the combination of the body part E, the shoulder-piece *v*, secured to the body and formed in a loop, the neck-block F, the screw G, and the top 2, independently swiveled thereto, and provided with the hole 1 for the piece *v* to pass through, as and for the purpose set forth.

4. The combination of the skirt or lower part, the body part E, the neck-block F, and the adjusting-rings 3, as herein specified.

5. The combination of the body part E, the lower or skirt part, the adjustable waistband C, provided with the eyelets *k* and the strap *m*, the adjustable skirt-rings D, the band *r*, provided with holes, and the hook *t*, for the purpose set forth.

In testimony whereof I affix my signature in the presence of two witnesses.

THERESE R. FISCHER.

Witnesses:

G. A. BOYDEN,

JNO. T. MADDOX.