

(No Model.)

G. MORROW.
SUPPORT FOR DRAWERS.

No. 347,276.

Patented Aug. 10, 1886.

Fig. 1.

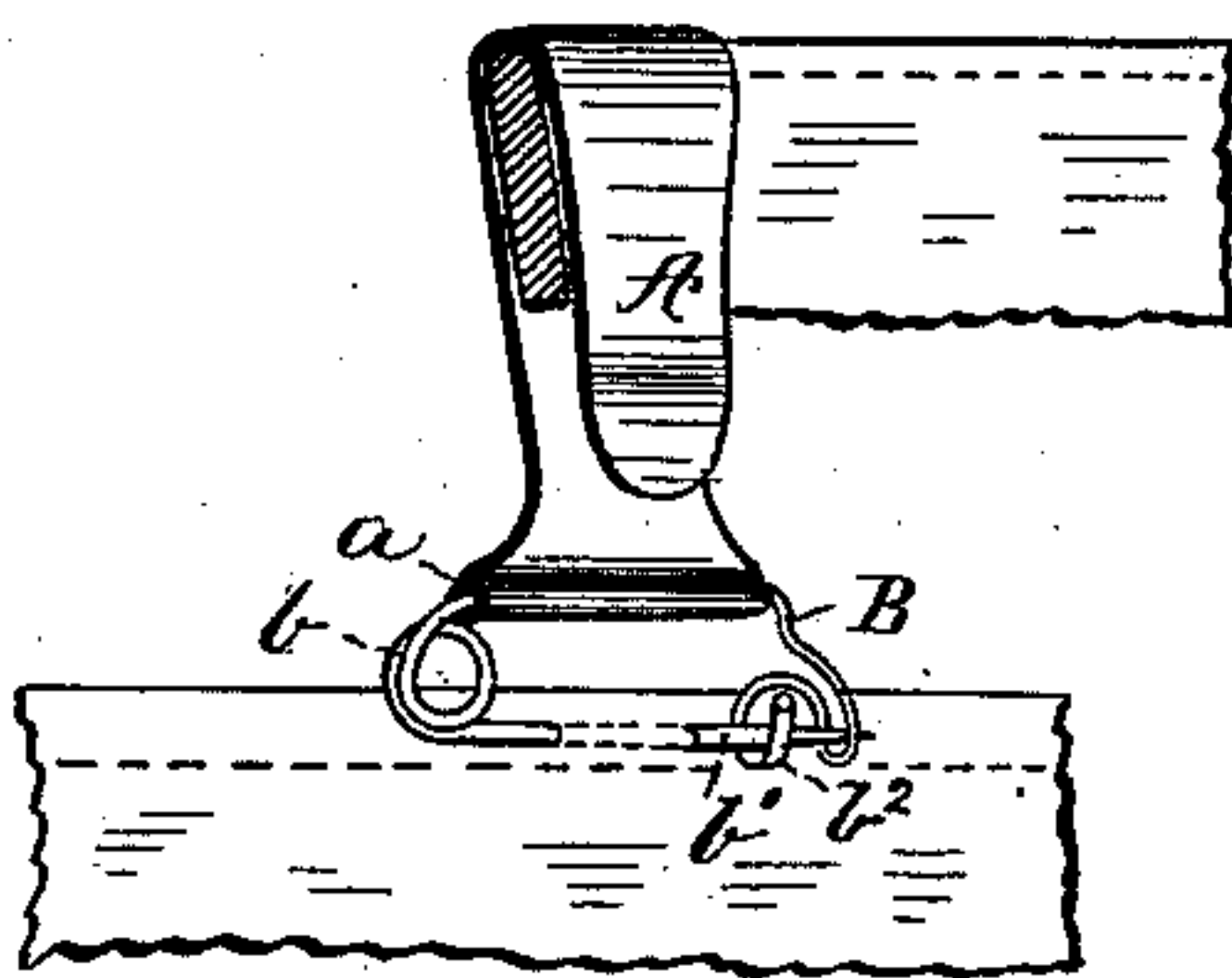


Fig. 2.

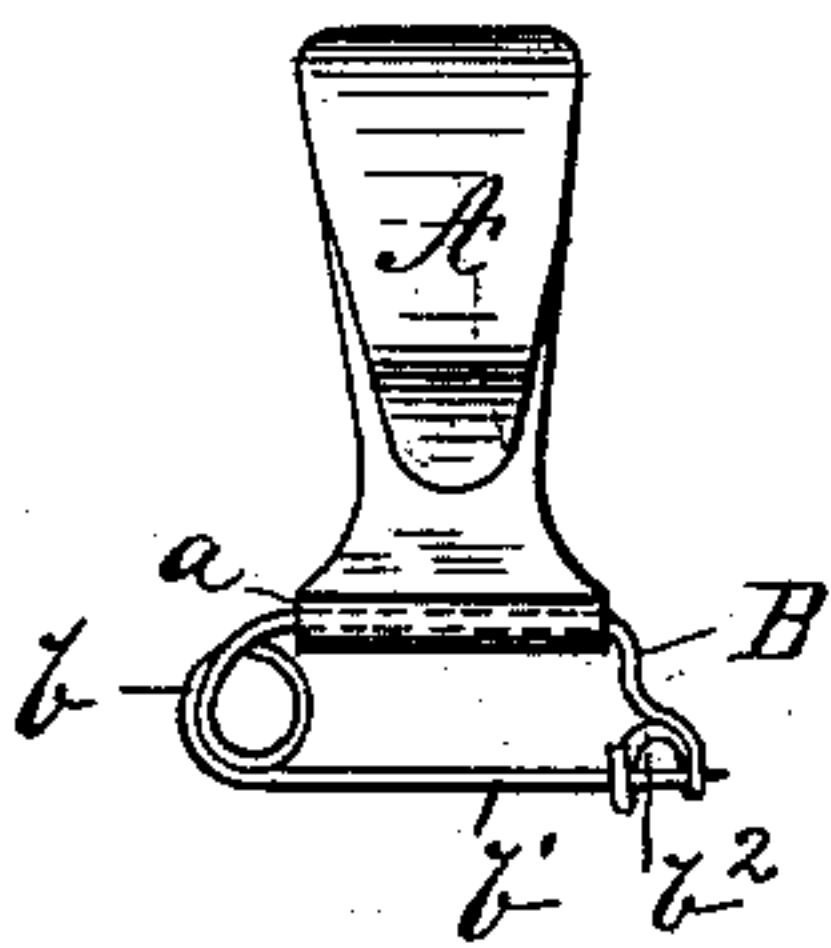



Fig. 3.



Witnesses:
Gabriel J. W. Galvez.
S. M. Supple.

Inventor:
George Morrow
BY *Richardson*
Attorneys

UNITED STATES PATENT OFFICE.

GEORGE MORROW, OF PULLMAN, ILLINOIS.

SUPPORT FOR DRAWERS.

SPECIFICATION forming part of Letters Patent No. 347,276, dated August 10, 1886.

Application filed December 8, 1885. Serial No. 185,058. (No model.)

To all whom it may concern:

Be it known that I, GEORGE MORROW, of Pullman, in the county of Cook and State of Illinois, have invented a new and useful Improvement in a Gentleman's Drawers-Support, of which the following is a full and clear description.

The object of this invention is to construct a support for holding up a gentleman's drawers and securing the same to the waistband of the pantaloons.

The nature of the invention consists in forming a broad flat hook adapted to hook over the top edge of the pants' waistband and thereby furnish a suitable support for the drawers, which are attached thereto by a suitable safety-pin, which is attached to and forms the lower terminal of the said metallic hook.

The invention will be readily understood by reference to the accompanying drawings, of which Figure 1 is a front perspective view of the improved drawers-suspending hook, showing a broken-out section of the top edge of the pants' waistband over which the hook is engaged, and also a piece of the top of the drawers, which is engaged by the safety-pin at the bottom end of the hook. Fig. 2 is a front elevation of the improved hook-holder, and Fig. 3 is an edge or side elevation of it.

The hook A is formed of a broad flat band or strap, of any suitable material, of small opening, just sufficient, in fact, to clasp over the ordinarily-thick waistband of a gentleman's pants, as is shown in Figs. 1 and 3. The said hook is made sufficiently broad, and its contour is defined by curves of such rounded outline as to prevent any undue wear upon the waistband of the pants by the abrasion or frictional contact therewith of the said suspender-hook. The lower end of the hook-piece at *a* is bent or locked around a wire, B,

of which the safety-pin is formed at one edge of the said hook-piece or rather at one end of the clip part *a*. The said wire B is turned around in one or more convolutions, *b*, so as to form thereof the spring for the safety-pin *b'*, which forms the attachment of the drawers. At the other edge of the hook—*i. e.*, at the end of the clip part *a*, opposite the spring convolutions *b*—the wire B is bent into a locking-clip, *b'*, in which the point of the pin *b'* is engaged and locked when the hook and pin are in use. By this construction a hinge-joint is formed at the point where the clip *a* embraces the wire B, forming the safety-pin. This joint permits of a free movement of the two parts of the support relative to each other, and allows the support to conform to the movements of the body of the wearer.

From the foregoing it is evident that the safety-pin part of the attachment is quite similar to the safety-pins in common use. The coupling of this safety-pin through the locking-clamp *a* at the bottom end of the broad metallic hook A, however, forms a new and useful article, suitable in every way for the device desired—*viz.*, a drawers-support for gentleman's wear.

Having thus described my invention, what I claim as new, and desire to secure by Letters Patent, is—

The broad hook A, having a turned-over clipping-lock, *a*, at its lower end adapted to receive and hold in place with the hook the safety-pin B *b'*, the whole combined and arranged substantially as described.

In witness whereof I hereunto set my hand in presence of two witnesses.

GEO. MORROW.

Witnesses:

G. W. HACKNEY,
WM. W. STEWART.