

(No Model.)

A. BUERMANN.
BRIDLE BIT.

No. 347,225.

Patented Aug. 10, 1886.

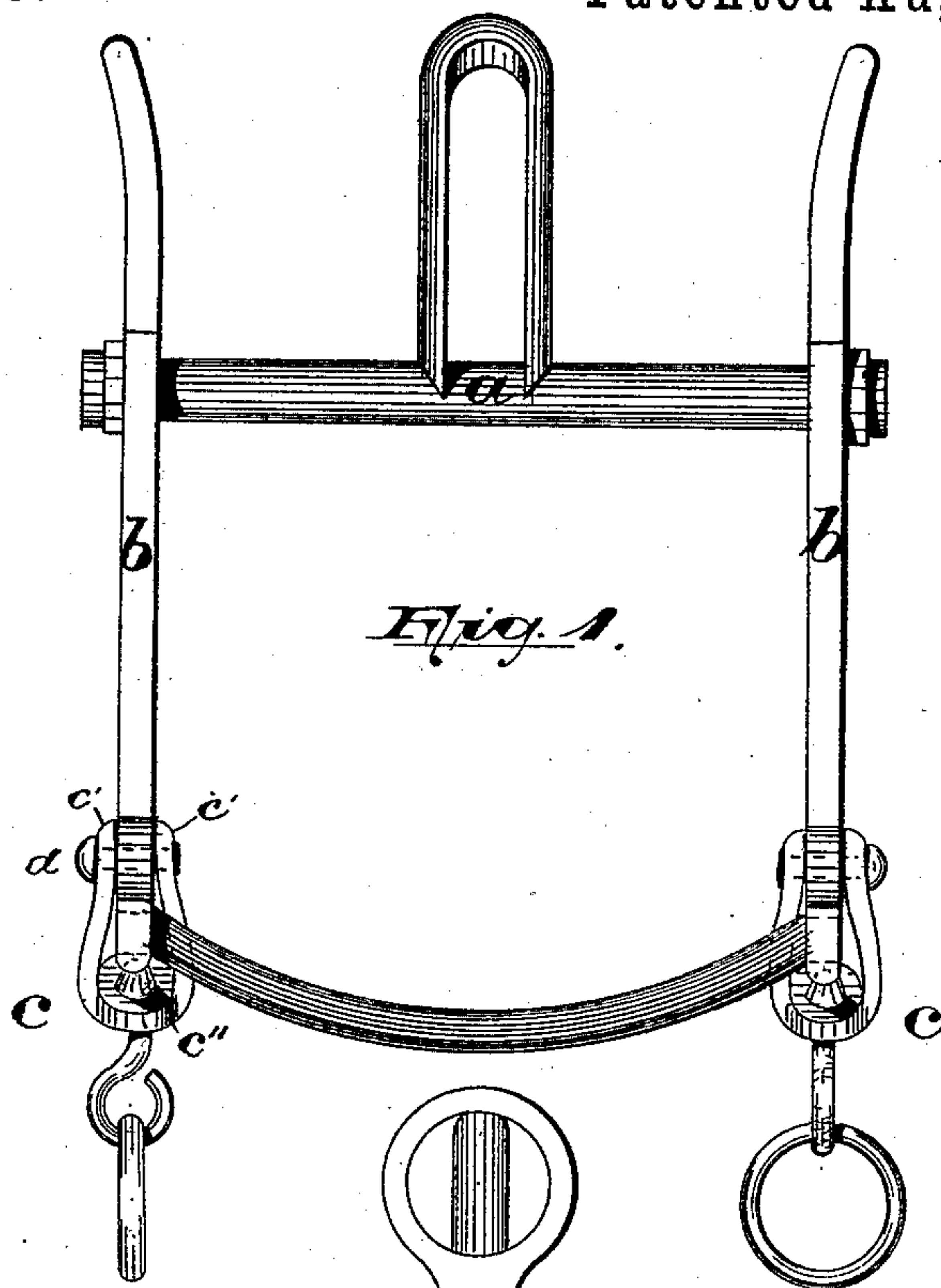


Fig. 1.




Fig. 4.

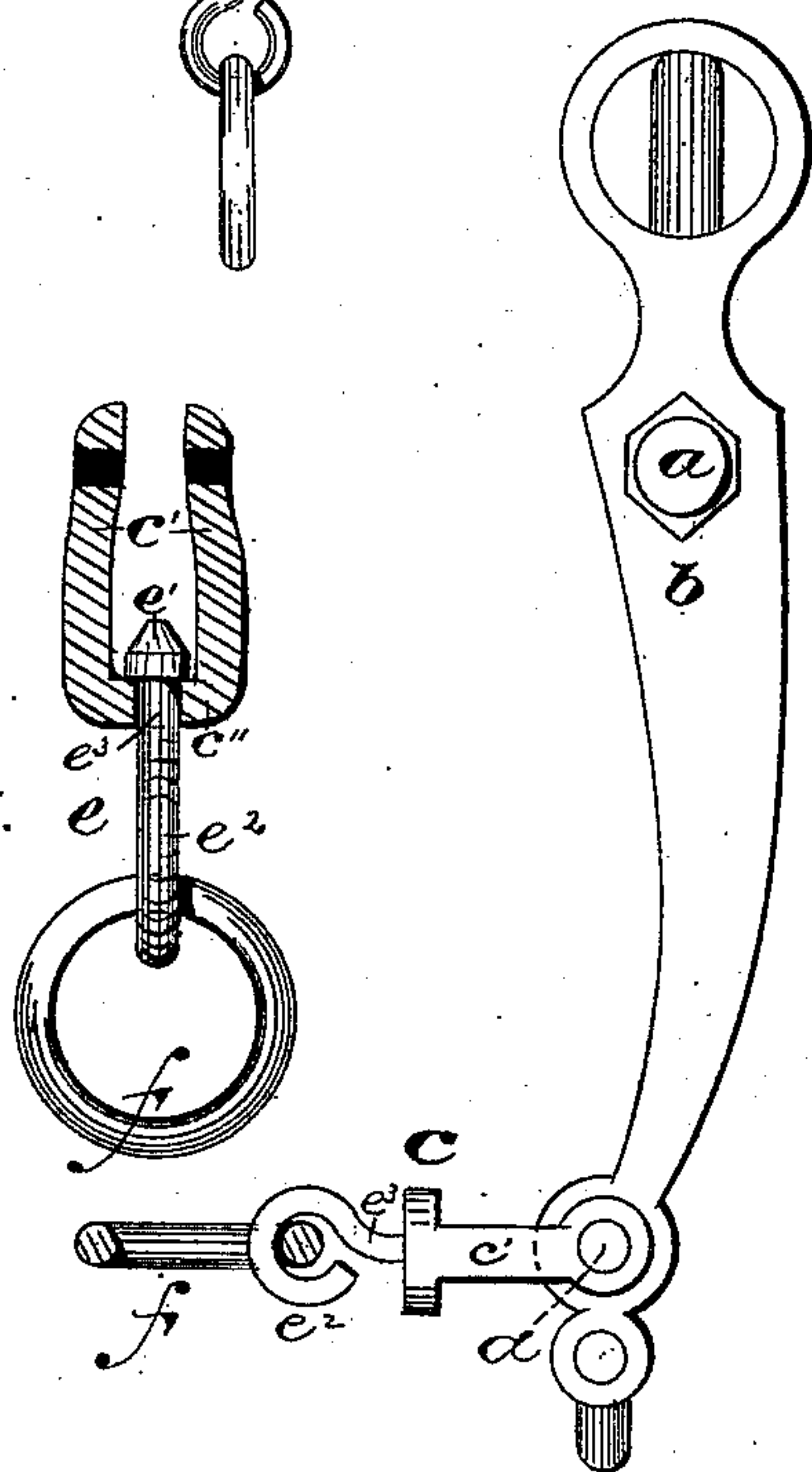


Fig. 2.

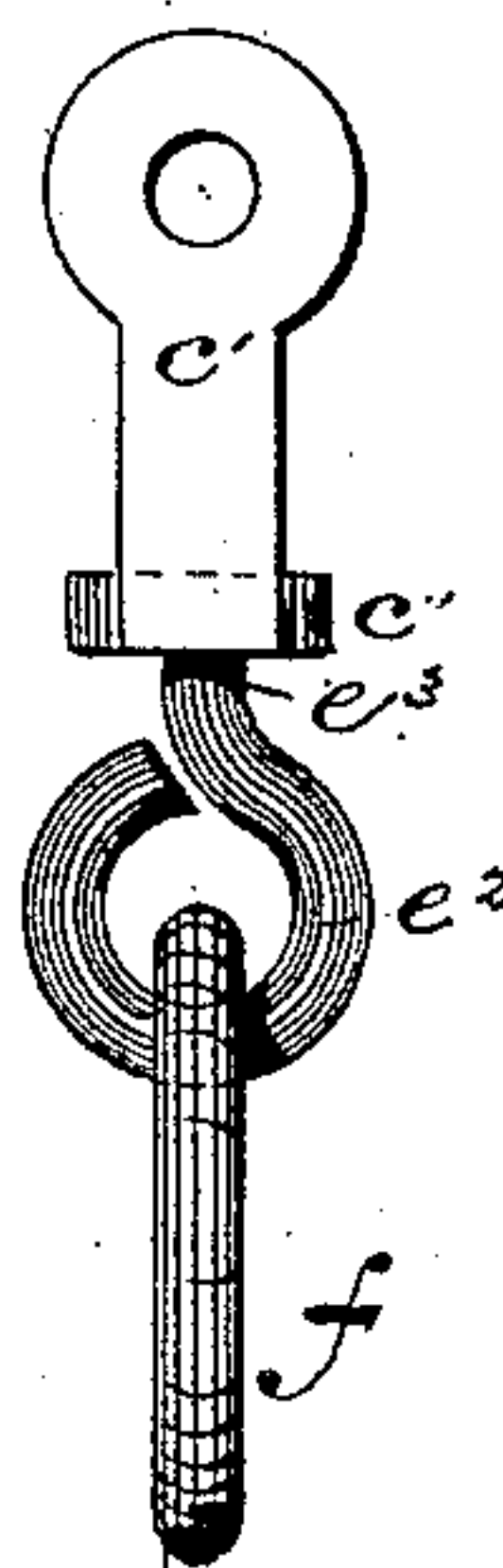


Fig. 3.

WITNESSES:

INVENTOR:

Edw. F. Campbell.
Fred C. Fraentzel.

August Buermann,

BY Drake & Co., ATTYS.

UNITED STATES PATENT OFFICE.

AUGUST BUERMANN, OF NEWARK, NEW JERSEY.

BRIDLE-BIT.

SPECIFICATION forming part of Letters Patent No. 347,225, dated August 10, 1886.

Application filed May 19, 1886. Serial No. 202,629. (No model.)

To all whom it may concern:

Be it known that I, AUGUST BUERMANN, a citizen of the United States residing at Newark, in the county of Essex and State of New Jersey, have invented certain new and useful Improvements in Bridle-Bits; and I do hereby declare the following to be a full, clear, and exact description of the invention, such as will enable others skilled in the art to which it appertains to make and use the same, reference being had to the accompanying drawings and to letters of reference marked thereon, which form a part of this specification.

The object of this invention is to secure greater freedom for the driving-reins of harness, whereby they are not so liable to become twisted or entangled where they are attached to the cheek-pieces of the bit, to obtain increased durability, and at the same time obtain a positiveness of action where the same is deemed desirable.

The invention consists in the arrangements and combinations of parts, substantially as will be hereinafter set forth, and finally embodied in the clause of the claim.

Referring to the accompanying drawings, in which like letters indicate corresponding parts in each of the several figures, Figure 1 is a plan of the improved bit; Fig. 2, a side view of the same, and Figs. 3 and 4 are detail views of a coupling by means of which the rein is attached to the cheek-piece of the bit.

In said drawings, *a* indicates the mouth-piece, and *b b* the cheek-pieces, of a bridle-bit. To the latter are secured swivel-couplings, which consist of a link or loop, *c*, having ears *c' c'*, which are secured on the opposite sides of the cheek-piece, as indicated in Fig. 1, and have a positive backward and forward movement thereon, said ears being securely fastened by means of a pivotal rivet or equivalent fastener, *d*. Said loop is also provided with a perforated base portion, *c''*, in which a swivel-eye, *e*, is arranged, said swiv-

el-eye being provided at its pivotal extremity with a head, *e'*, and at its opposite extremity with an eye, ring, snap-hook, or like device, *e''*, to receive the rein or chain *f* connected therewith, the head and eye being connected by a shank, *e'''*.

Where double reins are employed, I may increase the number of couplings on the cheeks, and other similar immaterial changes may be made in the construction of the bit without departing from the invention.

By the construction thus described I am enabled to obtain a free movement of the rein, which will prevent the latter from becoming twisted, and also to secure a straight pull, avoiding leverages in the coupling, whereby the wear on the same is reduced, and finally to prevent undue looseness at a point in close proximity to the mouth.

I am aware that in Patent No. 320,139 is shown a swivel riveted to a rein and adapted to be strapped to the cheek-piece of a bit, and this I do not claim. In the improved device the swivel is permanently secured to the cheek-piece and forms a part of the same, the whole forming an improved article of manufacture, while in operation a more positive movement of parts is obtained, as will be evident.

Having thus described the invention, what I claim as new is—

The improved bridle-bit herein described, combining therein the mouth-piece *a*, cheek-pieces *b b*, swivel-couplings *c c*, having ears *c' c'*, perforated base *c''*, pivotal rivet *d*, and swivel-eye having the head *e'*, shank *e'''*, and eye *e''*, all said parts being arranged and combined substantially as and for the purposes set forth.

In testimony that I claim the foregoing I have hereunto set my hand this 15th day of May, 1886.

AUGUST BUERMANN.

Witnesses:

CHARLES H. PELL,
FREDK. F. CAMPBELL.