

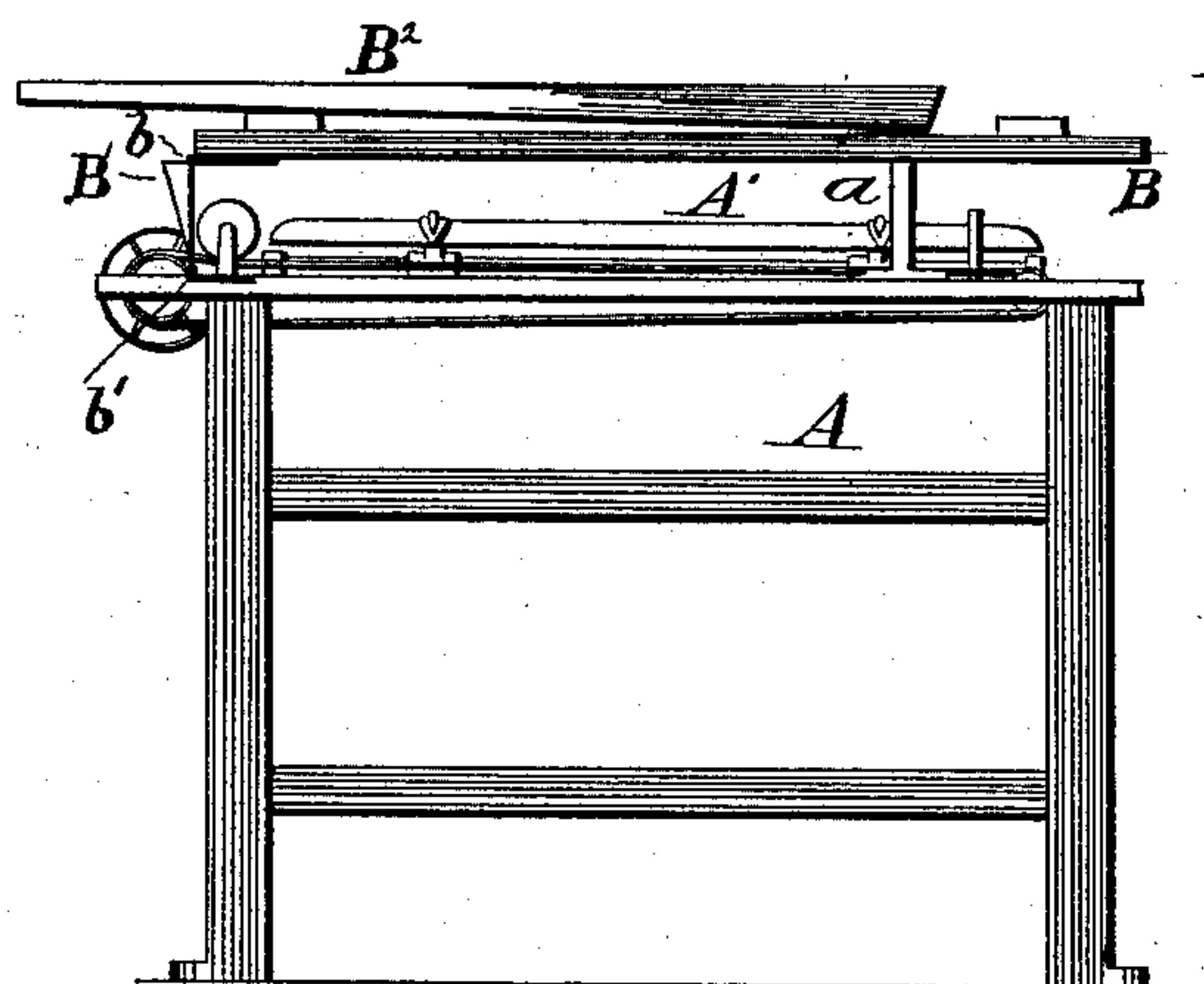
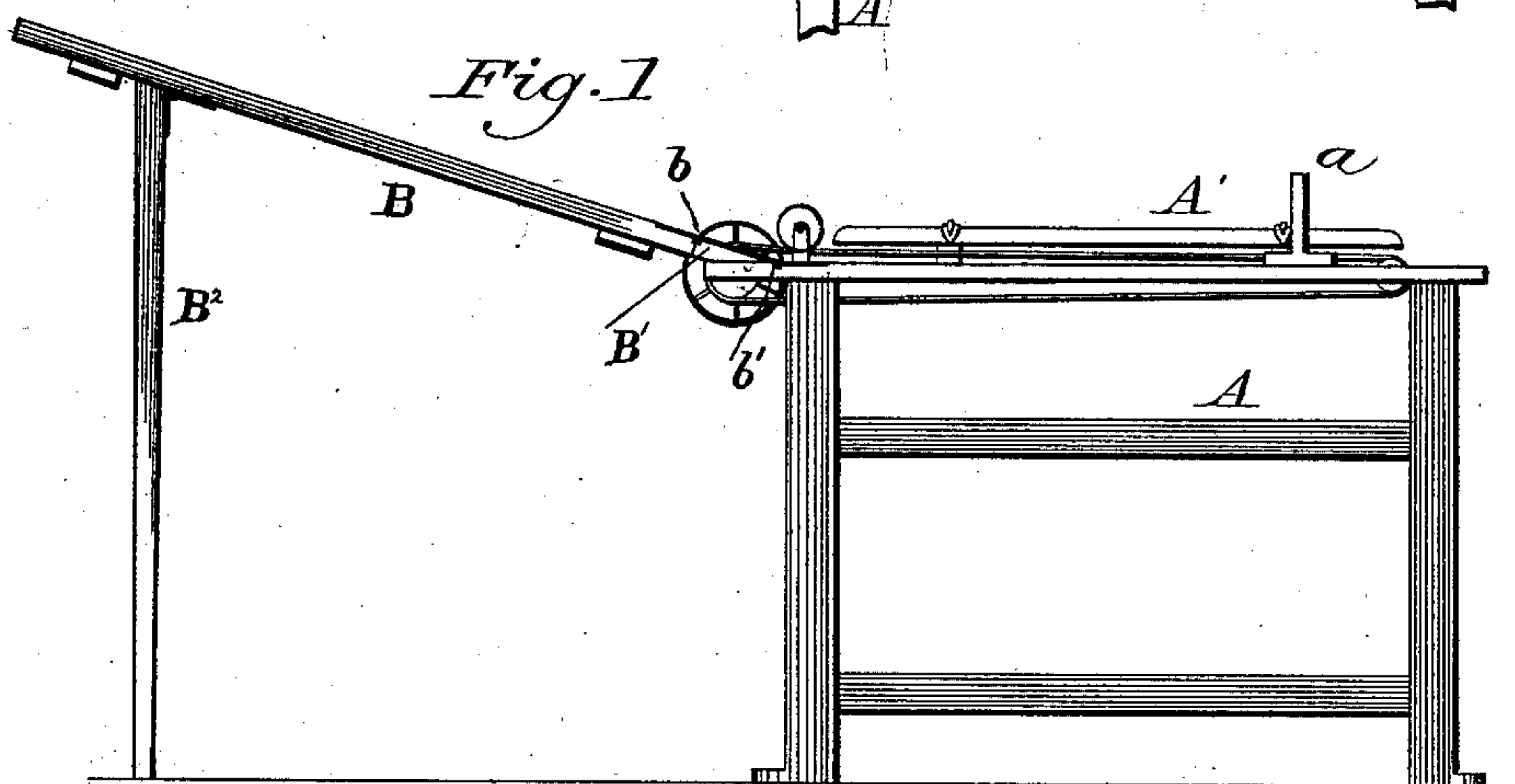
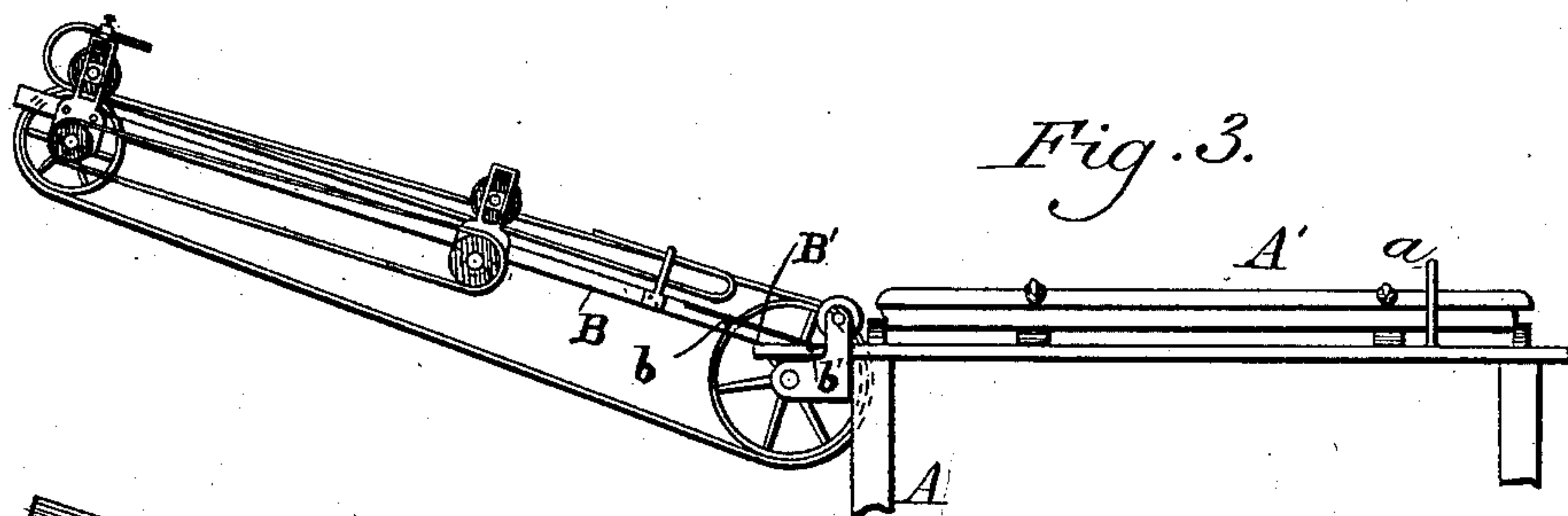
(No Model.)

R. T. BROWN.

FEEDING TABLE FOR PAPER FOLDING MACHINES.

No. 347,224.

Patented Aug. 10, 1886.



Witnesses.

Robt. H. Porter
W. S. S. S.

Inventor.

R. T. Brown

Per. Hallwick & Hallwick

Atlys.

UNITED STATES PATENT OFFICE.

RICHARD T. BROWN, OF ERIE, PENNSYLVANIA, ASSIGNOR TO HIMSELF AND WELLINGTON DOWNING, OF SAME PLACE.

FEEDING-TABLE FOR PAPER-FOLDING MACHINES.

SPECIFICATION forming part of Letters Patent No. 347,224, dated August 10, 1886.

Application filed January 8, 1886. Serial No. 188,008. (No model.)

To all whom it may concern:

Be it known that I, RICHARD T. BROWN, a citizen of the United States, residing at Erie, in the county of Erie and State of Pennsylvania, have invented certain new and useful Improvements in Feeding-Tables for Paper-Folding Machines; and I do hereby declare the following to be a full, clear, and exact description of the invention, such as will enable others skilled in the art to which it appertains to make and use the same.

This invention relates to paper-folding machinery; and it consists in certain improvements in the construction of the feeding-table, as will be hereinafter fully set forth, and pointed out in the claims.

My invention is illustrated in the accompanying drawings as follows:

Figure 1 is a side elevation of a paper-folding machine with my improved feeding-table attached thereto and placed in position for use. Fig. 2 is a like view with the feeding-table folded back over the folding-machine.

In both of these figures the working parts of the folding-machine are only partially illustrated, it not being necessary to the proper illustration of my invention to show all the working parts of the folder. The feeding-table in these views is such as are used on hand-feed machines.

Fig. 3 illustrates my invention applied to a feeding-table having thereon mechanism for conveying the sheets.

My invention in no way relates to the means by which the sheets are fed to the machine, and the illustrations show that it may be applied to either hand or power fed machines.

The construction is as follows: A represents the folding-machine and A' the working parts on the top of the machine. B is the feeding-table. B² is a hinged prop for supporting the outer end of the table when it is extended for use, and a is a post on the folder for supporting the same end of the table when it is folded over onto the machine.

The feeding-table is composed of two parts, B and B', of which B' is a short section, which I prefer to bevel or miter on its lower side, so that it will lie flat on the top of the folder, and also lie in the same inclined plane that

the main part B should occupy. The two parts B and B' are hinged together by the hinge b, and the part B' is hinged to the top of the folder by the hinge b'. Both of these hinges bend in the same direction, as will be seen by noting the position of parts in Fig. 1, and then in Fig. 2. In order to give strength, I prefer to use for hinging these parts a double-strap hinge—that is, a strap-hinge having two pintles, as at b b', as is clearly shown in the drawings. It will be seen that when the feeding-table is folded back over the folder it is supported firmly by the post a and the section B' above the working parts of the folder, which are exposed on top of the table, and that thus these working parts are wholly protected when the machine is not in use.

Heretofore the feeding-tables of all hand-fed machines have been either fixed permanently in place for use, or, if detachable, they have been made so as to lift off and be laid away, or else laid on top of the machine and immediately upon the upper works. When thus laid away, the upper works of the folder were left exposed, and when laid onto them they often become injured by careless workmen piling weighty objects onto the table while so lying on the top of the folder.

Machine feeding-tables have been made so as to fold over onto the folder, (see patent to me dated December 8, 1885;) but in all such cases the construction was very different from what I shall here claim as my invention.

From the foregoing it will be noted that I do not intend to claim, broadly, as my invention a feeding-table so hinged to the folding-machine that it may be turned back upon it when not in use.

The essential feature of my present invention is that the section B' is hinged to the top of the folder, and also to the main section of the feeding-table, so that when the feeding-table is in use the section B lies flat on the top of the folder and forms a part of the feeding-table, and when it is not in use and is folded over onto the folder the section B' assumes an essentially vertical position and serves as a support to keep the main section B up off of the upper works of the folder.

What I claim as new is—

The combination, with a paper-folding machine, of a feeding-table composed of the long section B and the short section B', hinged together at *b* and to the top of the machine at *b'* in a manner substantially as shown, whereby, when the long section is folded back over the top of the machine the short section will assume a vertical position and support the

end of the long section, to which it is attached, to above the upper works of the folding-machine.

In testimony whereof I affix my signature in presence of two witnesses.

RICHARD T. BROWN.

Witnesses:

ROBT. H. PORTER,

JNO. K. HALLOCK.