

(No Model.)

J. W. SMITH & J. K. PRIEST.

HAIR CLIPPER.

No. 347,207.

Patented Aug. 10, 1886.

Fig. 1

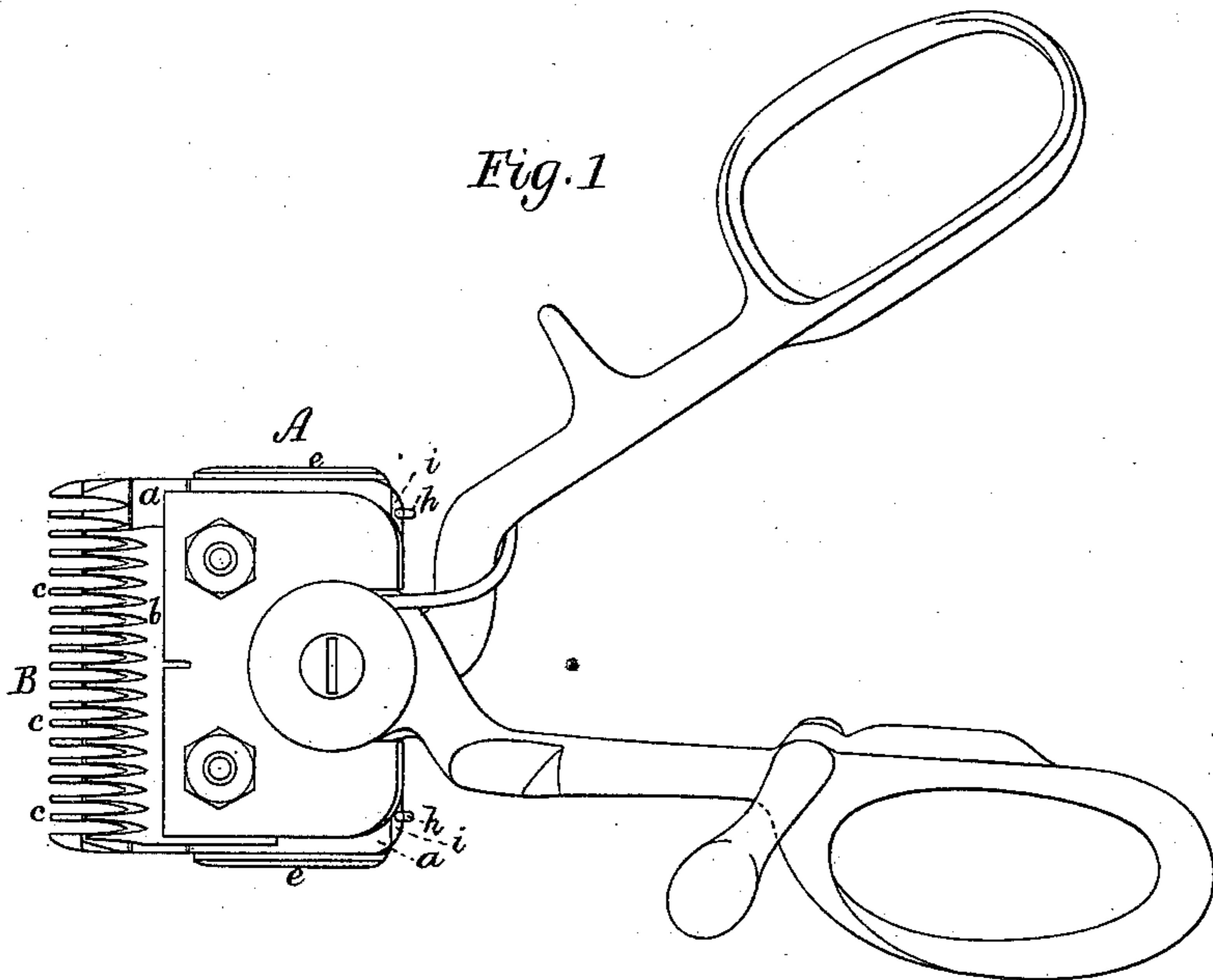


Fig. 2.

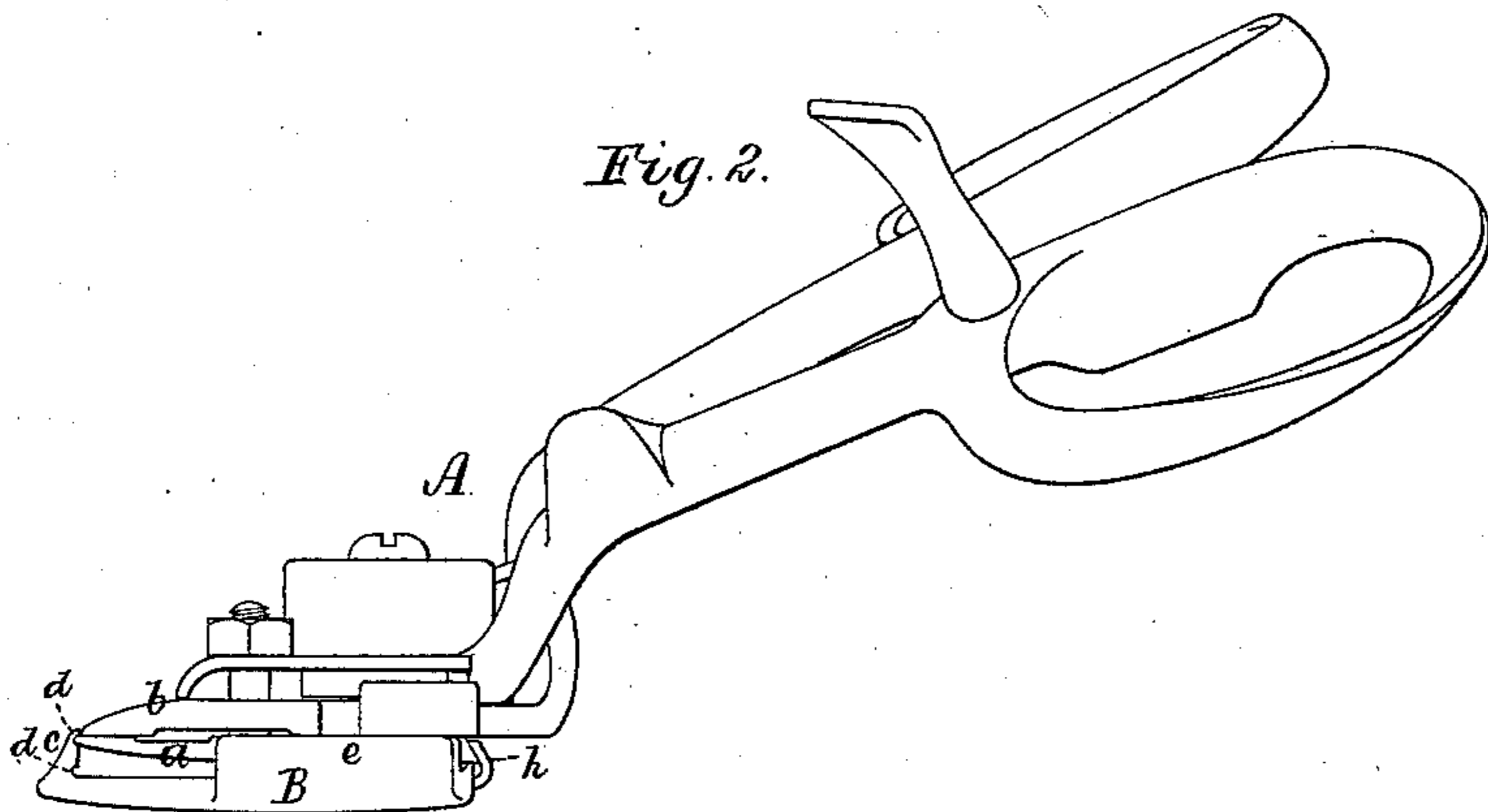


Fig. 3.

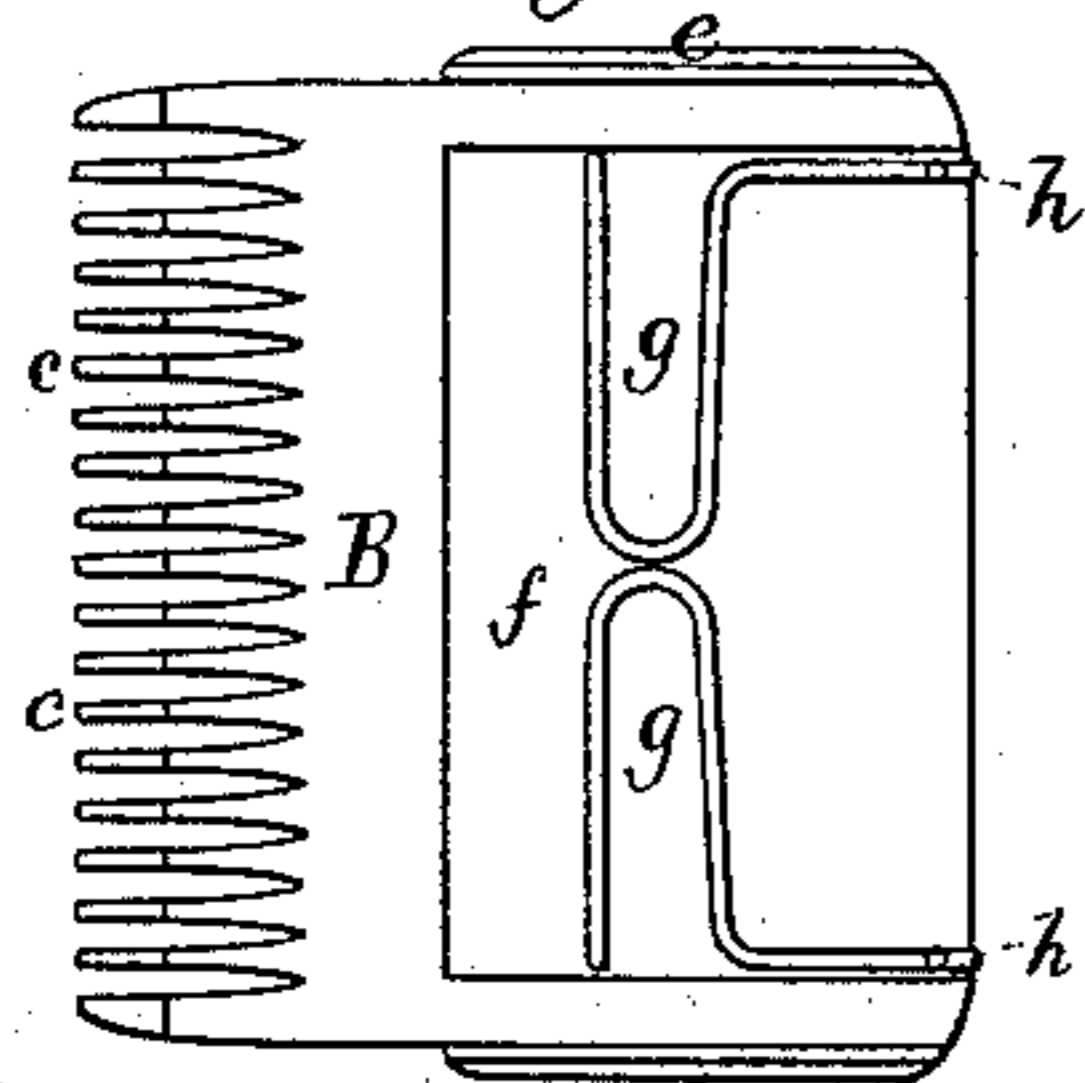


Fig. 6.

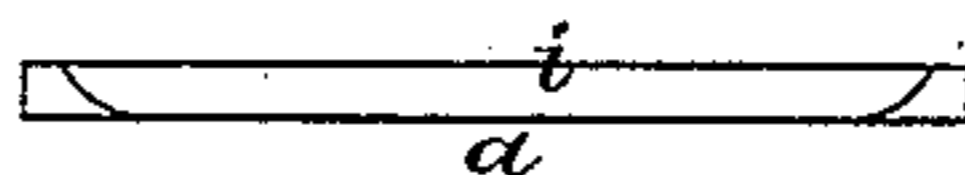


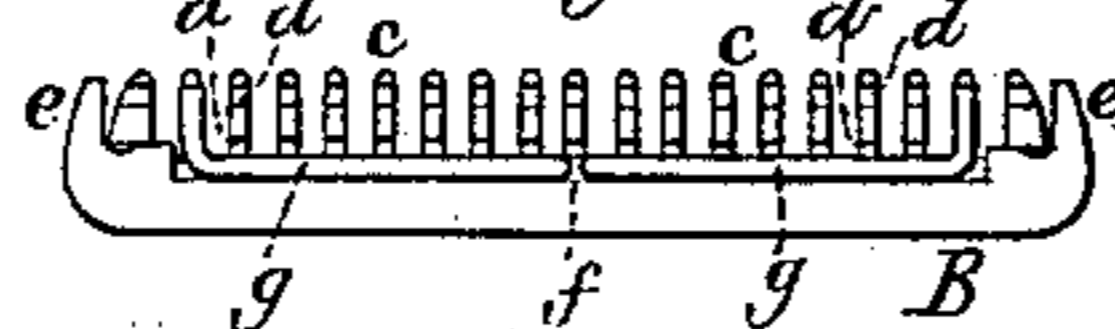
Fig. 7.



Fig. 5.



Fig. 4.



Witnesses.

*S. N. Piquet*  
*R. B. Torrey*

Inventors.

*John W. Smith.*

*Joseph K. Priest.*

by *R. M. Eddy* atty

# UNITED STATES PATENT OFFICE.

JOHN WATERSTON SMITH, OF BOSTON, MASSACHUSETTS, AND JOSEPH KILBURN PRIEST, OF NASHUA, NEW HAMPSHIRE.

## HAIR-CLIPPER.

SPECIFICATION forming part of Letters Patent No. 347,207, dated August 10, 1886.

Application filed November 13, 1885. Serial No. 182,679. (No model.)

*To all whom it may concern:*

Be it known that we, JOHN WATERSTON SMITH, of Boston, in the county of Suffolk, of the Commonwealth of Massachusetts, and JOSEPH KILBURN PRIEST, of Nashua, in the county of Hillsborough, of the State of New Hampshire, have invented a new and useful Improvement in Hair-Clippers; and we do hereby declare the same to be described in the following specification, and represented in the accompanying drawings, of which—

Figure 1 is a top view, and Fig. 2 a side elevation, of a hair-clipper provided with our invention, the nature of which is defined in the claims hereinafter presented. Fig. 3 is a top view, Fig. 4 a rear end view, and Fig. 5 a vertical and median section, of the removable comb-plate, to be described. Fig. 6 is a rear end view, and Fig. 7 a transverse section, of the stationary toothed plate of the hair-clipper.

The invention may be said to be an improvement with reference to that described in the United States Patent No. 237,090, dated February 1, 1881, such improvement relating to the construction of the removable comb-plate, and to means of connecting it to the stationary toothed plate of a hair-clipper, in order for such comb-plate to be adjustable into different positions downward relatively to or distances from the said toothed plate, so as to adapt the clipper to the cutting of hair to different distances from the scalp or flesh, as circumstances may require.

In Figs. 1 and 2 of the drawings the hair-clipper is shown at A and the removable comb-plate at B, the stationary toothed plate of such clipper being represented at *a* and the reciprocating cutter-plate at *b*. Each hooked tooth of the removable comb-plate has in the back of its barb *c* two or more notches, *d*, arranged at suitable distances asunder, such notches being to receive the end of a tooth of the toothed plate. The notches of any one of the barbs correspond in distances asunder with those of each of the other barbs. Furthermore, the comb-plate has a flange, *e*, projecting up from it at each of its two opposite

edges, such flanges being a distance apart equal to the width of the toothed plate, on whose two opposite edges they lap when the comb-plate is connected to the toothed plate.

In the upper part of the comb-plate is a rectangular and shallow recess, *f*, within which there are arranged, as represented, two spring-catches or elastic hooks, *g g*, each being formed as shown, and fastened at one end of its shank to the comb-plate. The barbs *h* of the catches extend upward at the rear edge of the comb-plate. The rear edge of the stationary toothed plate is inclined or beveled, except at the ends of such edge, such being as shown at *i* in Figs. 6 and 7, and for the spring-catches to hook upon.

The spring-catches can be sprung backward, to enable the comb-plate to be applied to the toothed plate with the teeth of the latter in either range of notches of the barbs of the comb-plates, the spring-catches with such notches serving to hold the comb-plate in connection with the toothed plate, from which it will be seen that it becomes an easy matter to apply and fix the comb-plate to or to remove it from the toothed plate, and to adjust the comb-plate to different distances downward from the toothed plate as the ranges of notches in the barbs of the teeth of the comb-plate may allow.

We do not claim, broadly, a comb-plate adapted to a hair-clipper by means, and constructed as represented in the United States Patent No. 237,090.

We claim—

1. The combination of a hair-clipper of the class represented with a hooked comb-plate adapted to the stationary toothed plate of such clipper, and having means, as described—viz., notches in each of its hooks—for adjusting it (the said comb-plate) into different distances downward relatively to such toothed plates.

2. The combination of the removable hooked comb-plate having two or more ranges of notches in the barbs of its teeth, and provided with flanges extending upward from it at its two opposite edges with spring-catches or

means of holding it with such flanges and either of the said ranges of teeth in connection with the stationary toothed plate of a hair-clipper, all being substantially and for the purpose as  
5 set forth.

3. The combination, with the comb-plate having the upturned side flanges to embrace the two opposite edges of the cutter-plate, of

the spring-catches to engage the rear beveled edge of said cutter-plate, substantially as set forth.

JOHN WATERSTON SMITH.  
JOSEPH KILBURN PRIEST.

Witnesses:

R. H. EDDY,  
JEREMIAH J. SULLIVAN.