

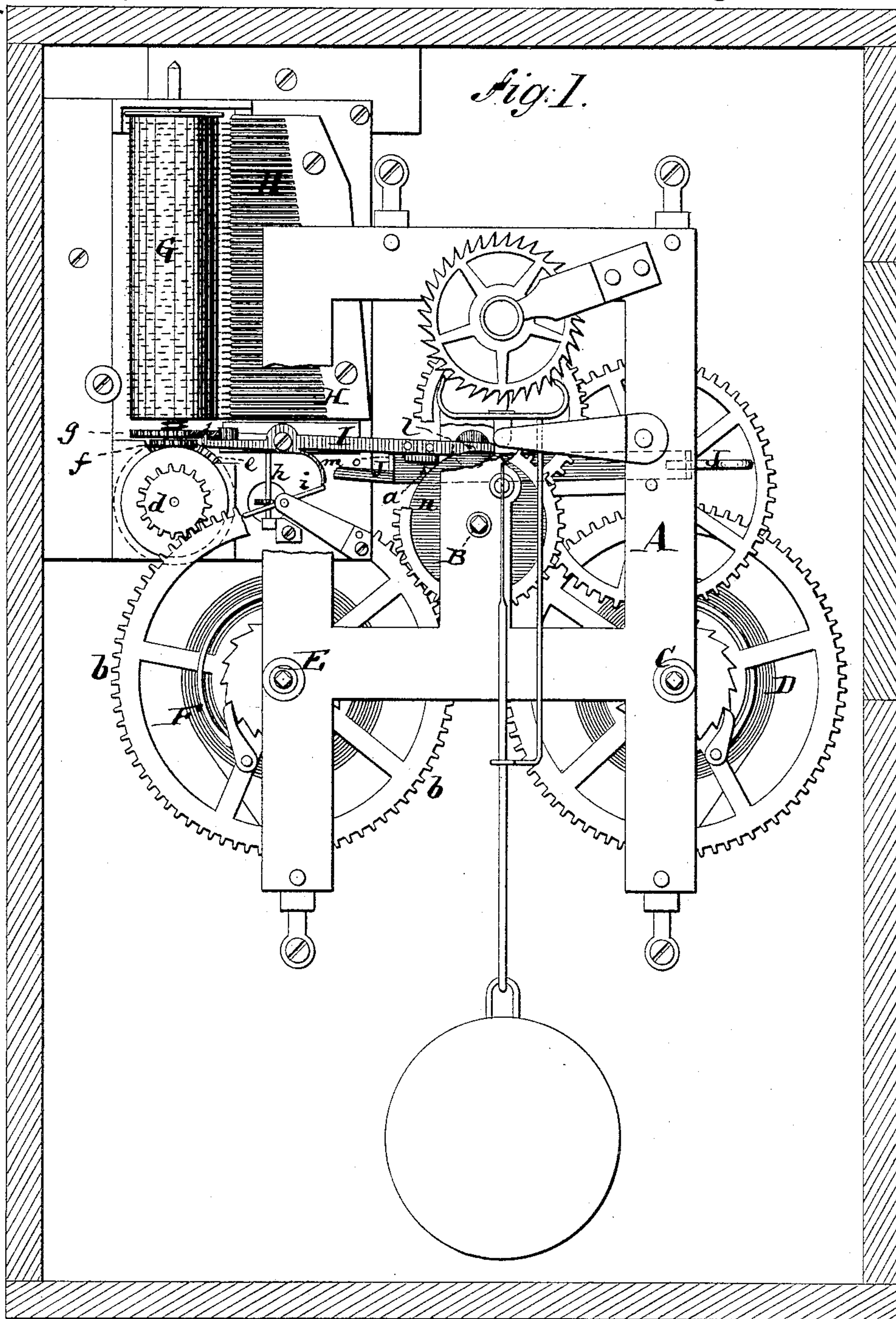
(No Model.)

2 Sheets—Sheet 1.

C. H. JACOT.
MUSIC BOX ATTACHMENT FOR CLOCKS.

No. 347,047.

Patented Aug. 10, 1886.



WITNESSES:

A. Schehl.
John M. Speer

INVENTOR

Charles H. Jacot

BY

Briessen & Steele

ATTORNEYS.

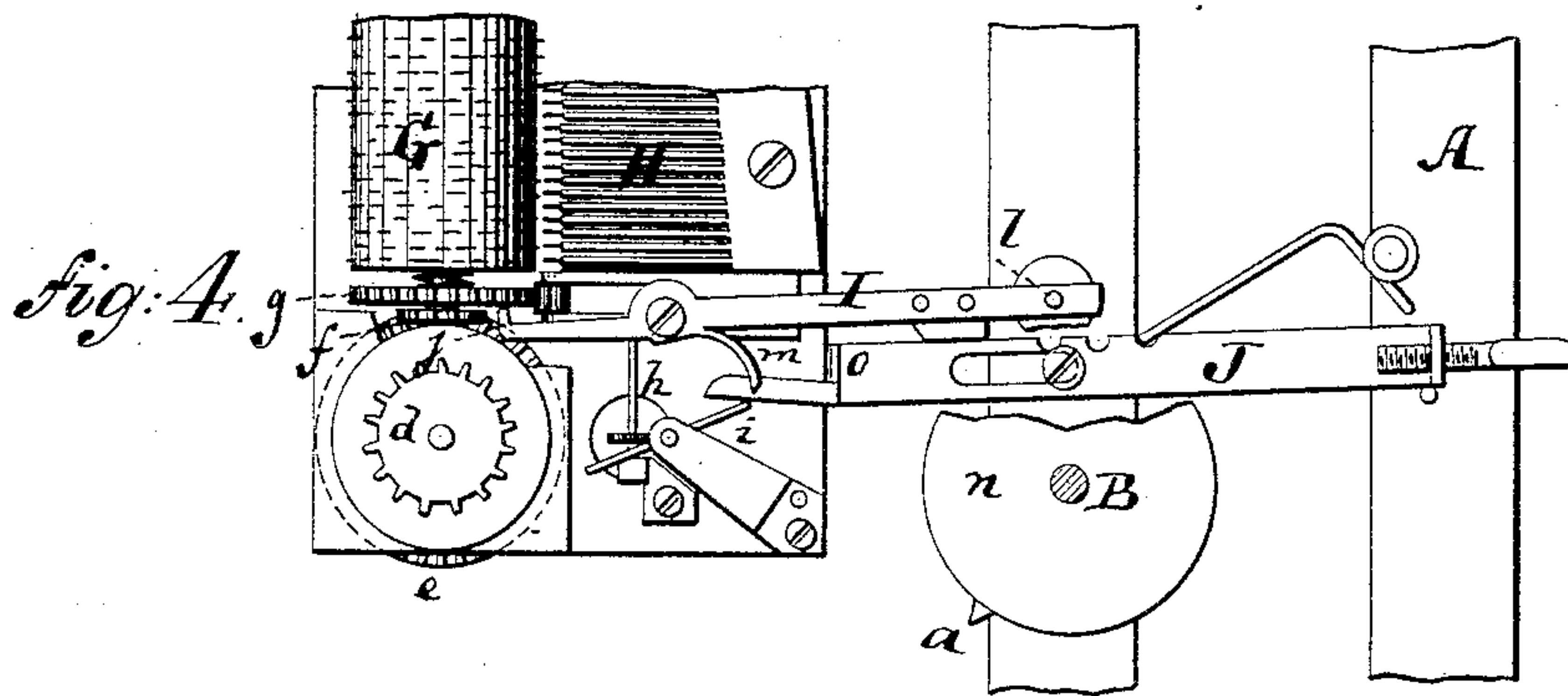
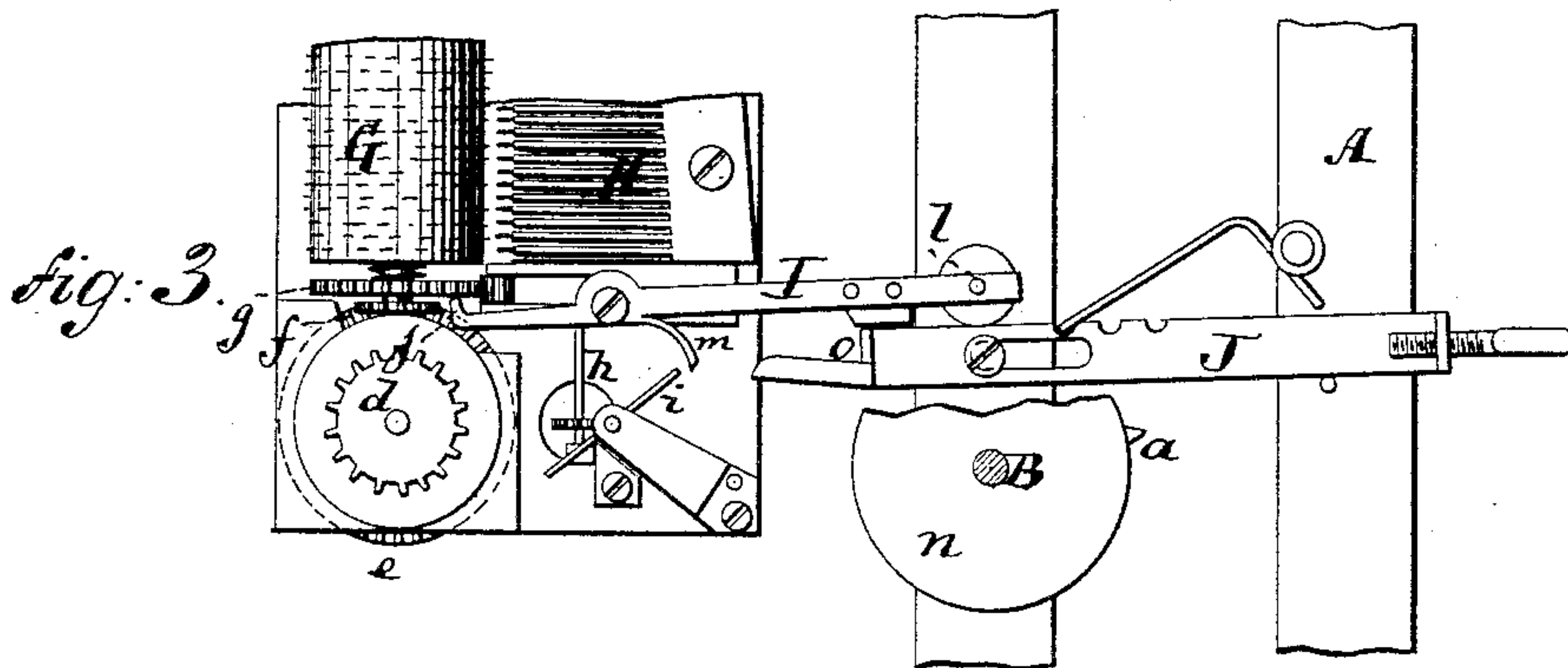
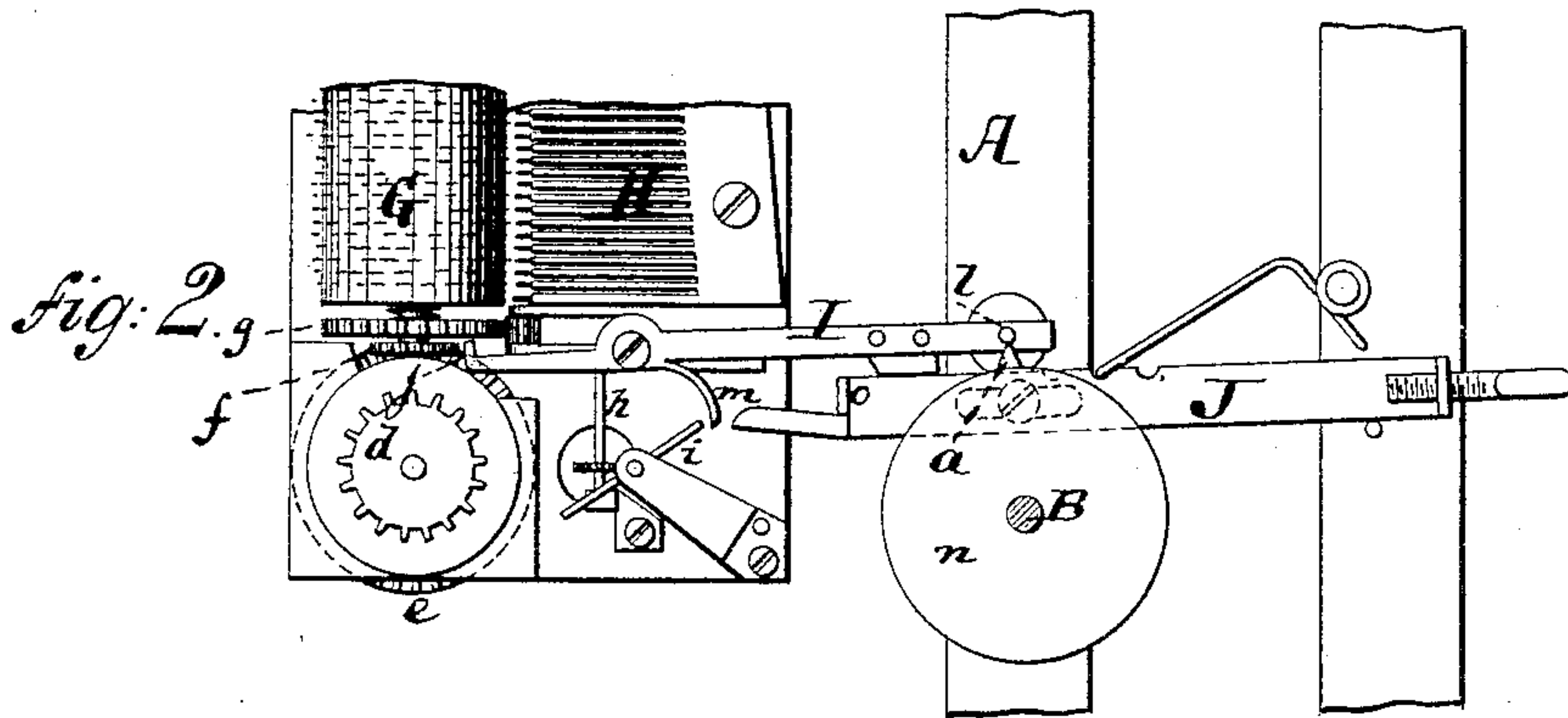
(No Model.)

2 Sheets—Sheet 2.

C. H. JACOT.
MUSIC BOX ATTACHMENT FOR CLOCKS.

No. 347,047.

Patented Aug. 10, 1886.



WITNESSES:

A. Schehl.
John M. Speer.

INVENTOR

Charles H. Jacot
BY *Briesen & Steele*

ATTORNEYS

UNITED STATES PATENT OFFICE.

CHARLES H. JACOT, OF HOBOKEN, NEW JERSEY.

MUSIC-BOX ATTACHMENT FOR CLOCKS.

SPECIFICATION forming part of Letters Patent No. 347,047, dated August 10, 1886.

Application filed April 1, 1886. Serial No. 197,396. (No model.)

To all whom it may concern:

Be it known that I, CHARLES H. JACOT, a resident of Hoboken, in the county of Hudson and State of New Jersey, have invented an
5 Improvement in Clocks, of which the following is a full, clear, and exact description, reference being made to the accompanying drawings, in which—

Figure 1 is a face view, partly in section, of
10 a clock containing my improvement. Figs. 2, 3, and 4 are face views of parts of the improvement, showing the same in various positions.

The object of this invention is, principally,
15 to connect the mainspring of a clock-work with a music-box attachment, for revolving the cylinder thereof, and with a lifting attachment on the minute-hand arbor for setting it in motion.

20 Clocks have heretofore been provided, in some instances, with music-box attachments; but in no case was such an attachment capable of being wound through the dial of the clock or of being set in action by the minute-arbor.
25 If it is remembered that a striking-clock strikes at least twenty-four times during one day, it will be readily understood that a music-box attachment of the ordinary kind, adapted to make at most from six to ten rotations of the
30 cylinder, is not applicable to a striking-clock. Many efforts have been made to contrive a means for adapting such an attachment to a striking-clock; but as far as known to me they have all been unsuccessful, and, if apparently
35 successful, were so at the expense of much room in the clock-case and of considerable skill in the handling thereof. By my invention every person who has been in the habit of winding striking-clocks will be able to keep
40 the improved clock in proper operative condition.

In the drawings, the letter A represents the frame of the clock-work.

45 B is the minute-hand arbor or center post of the clock, which carries a projecting toe, *a*, or other projection for setting the music-box attachment in operation.

C is the winding-shaft for the mainspring D, that actuates the hands of the clock.

50 E is the winding-shaft of the mainspring F, that actuates the music-box attachment of the clock. The shaft E carries a toothed wheel, *b*,

which is driven by the mainspring F, and which, by a system of toothed wheels, *d*, *e*, and *f*, gears into the cylinder G of the music-box
55 attachment. This cylinder G is provided with projecting pins, in the usual manner, for actuating the keys H. By a toothed wheel, *g*, the cylinder G communicates motion to an arbor, *h*, that revolves the fly *i*. Normally a prong, *j*, on a lever, I, enters a hole or notch of the
60 wheel *g*, as in Fig. 1, so as to prevent the cylinder G from revolving. A spur, *m*, projecting from the lever I, may also arrest the fly *i*, as shown in Fig. 1. The weighted end of the
65 lever I has a pin, *l*, which bears on a disk, *n*, that is mounted upon the minute-hand arbor B, being the same disk on or near which the projecting toe *a* is located. That end of the lever I which rests on the disk *n* is weighted,
70 or under the influence of a spring, so as to keep the pin *j* in the wheel *g*, and prevent the cylinder G from revolving. Whenever the toe *a* comes in contact with the lever I or any projection thereof to lift its weighted end, the
75 other end of the lever will be lowered and the cylinder G liberated, whereupon the said cylinder will be revolved by the action of the mainspring F.

Fig. 2 of the drawings shows the position of
80 the lever I at the time the toe *a* affects it.

I have also devised an attachment by means of which the cylinder G may be set in action or arrested without dependence upon the position of the toe *a*. This attachment is in form
85 of a slide, J, which is supported by the frame-work A, and which can be pulled to carry an arm, *o*, under the weighted end of the lever I, as in Fig. 3, so as to lift the same and set the music going. The same slide J can be pushed
90 inward, as in Fig. 4, into the path of the fly *i*, to arrest the motion of the cylinder.

My invention is not limited to a clock having only two mainsprings. The same clock could have another mainspring for actuating
95 the ordinary striking attachment, in which case I would so arrange the parts that the music would be sounded before the striking attachment was set in action, so that no special allowance would have to be made for the va-
100 rying periods of time that are consumed by the striking action.

I claim—

1. In a clock, the winding-post E, adapted

to pass through the dial of the clock, in combination with its mainspring F and gear-wheels that are controlled by said mainspring, with the cylinder G of a music-box attachment, and
5 with the lever I, and with the minute-hand arbor B and toe *a*, for moving said lever I by said minute-hand arbor, as specified.

2. The minute hand arbor B, provided with the disk *n* and toe *a*, in combination with the
10 weighted lever I and with the cylinder G of the music-box attachment, as and for the purpose set forth.

3. The minute-hand arbor B, having disk *n* and toe *a*, in combination with the lever I, cyl-

inder G, gear-wheels that connect said cylinder G with the mainspring F, and winding-post E of said mainspring, substantially as described. 15

4. The combination of the slide J with the lever I, fly *i*, and cylinder G, and with the toe
20 *a*, which is moved by connection with the minute-hand arbor B of the clock, substantially as and for the purpose shown and described.

CHARLES H. JACOT.

Witnesses:

CHARLES G. M. THOMAS,
HENRY M. TURK.