

(No Model.)

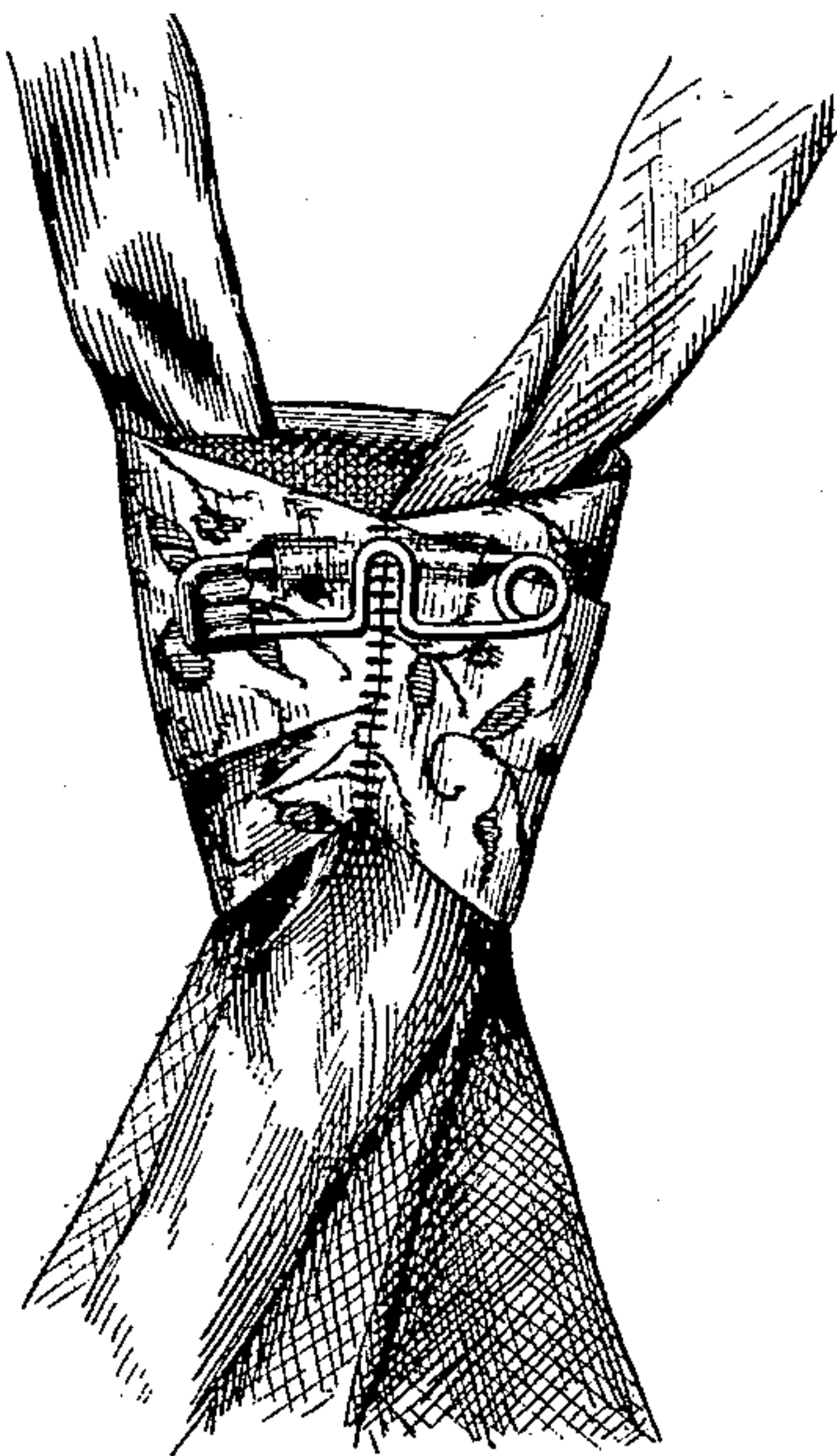
L. R. GOODWIN.

NECKTIE HOLDER.

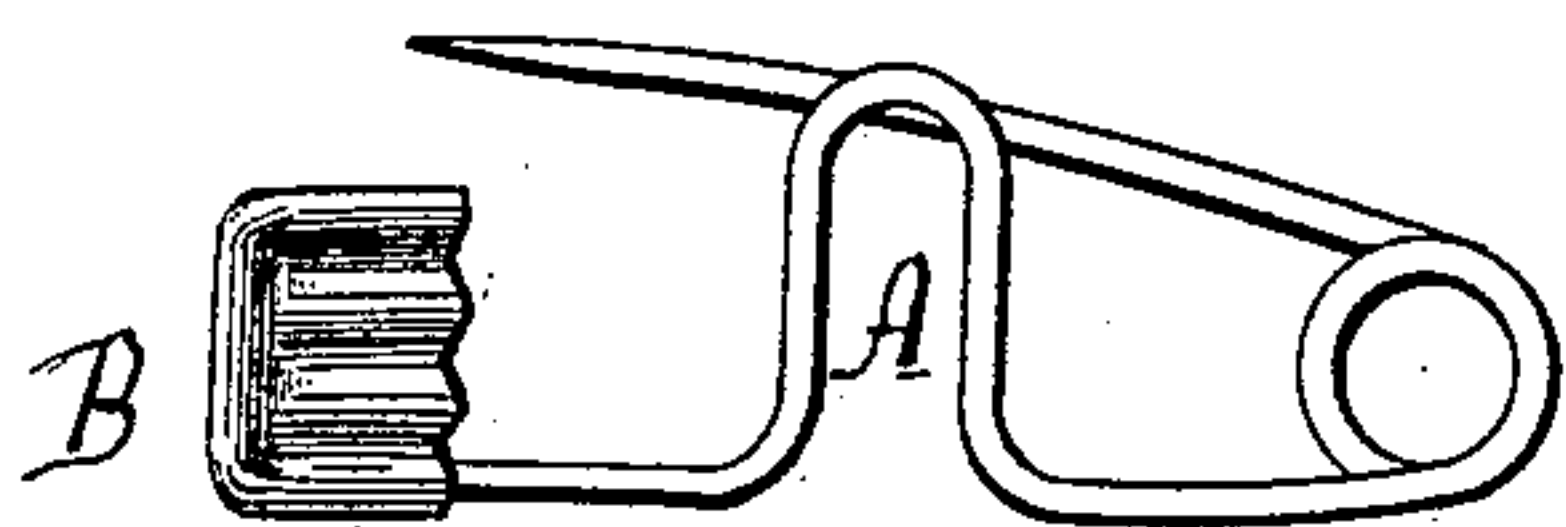
No. 346,993.

Patented Aug. 10, 1886.

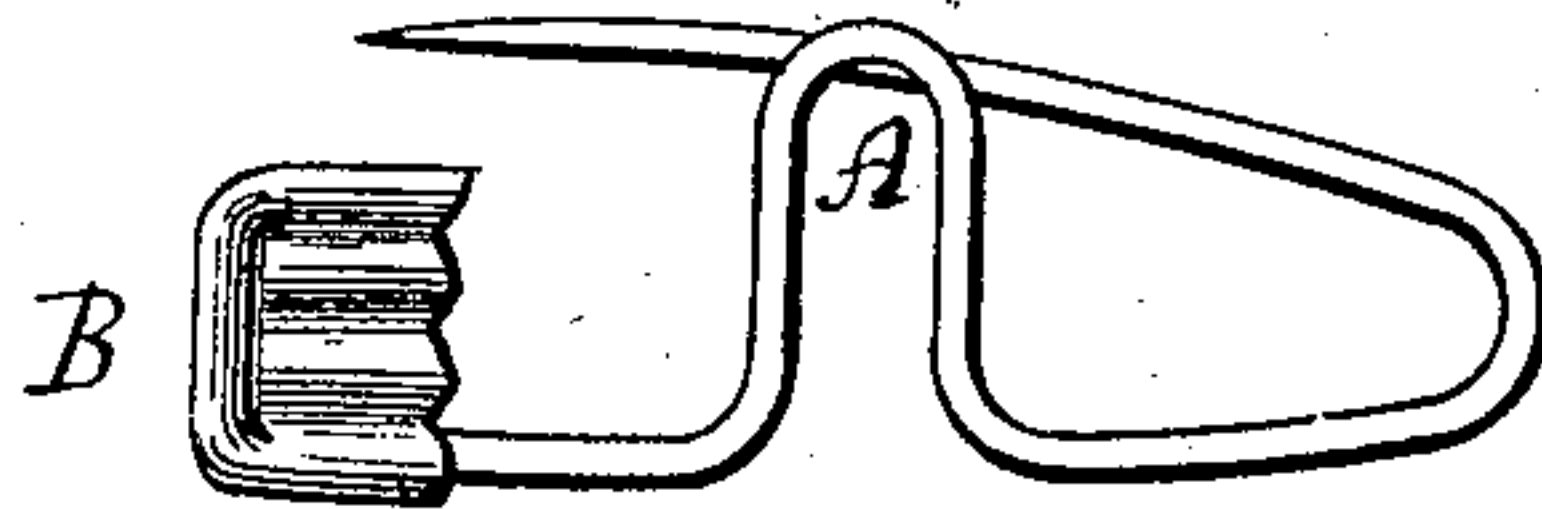
*Fig. 1.*




*Fig. 2.*




*Fig. 3.*



*Fig. 4.*



*Fig. 5.*



Witnesses:  
Chas. E. Gaylord.  
Ernest H. Hay.

Inventor,  
Leonard Goodwin  
By Jas. A. Bowles  
Att'y

# UNITED STATES PATENT OFFICE.

LEONARD R. GOODWIN, OF CHICAGO, ILLINOIS, ASSIGNOR OF ONE-HALF TO  
CALEB GOODWIN, OF SAME PLACE.

## NECKTIE-HOLDER.

SPECIFICATION forming part of Letters Patent No. 346,993, dated August 10, 1886.

Application filed December 21, 1885. Serial No. 186,391. (No model.)

*To all whom it may concern:*

Be it known that I, LEONARD R. GOODWIN, a citizen of the United States, residing in Chicago, in the State of Illinois, have invented certain new and useful Improvements in Necktie-Holders, of which the following is the specification.

The object of this invention is to provide a cheap and effective means for preventing the necktie or the cravat from slipping up over the collar.

Figure 1 is a view of the under side of the tie or knot under the chin with the holder in position. Figs. 2 and 3 are details of the necktie-holder. Fig. 4 is a detail of a part of the necktie with the holder in position. Fig. 5 is a cross section of necktie, necktie holder, and collar.

I take a piece of wire having a pin-point at one end and bend it in staple form. At the dull end I attach any kind of a safety device in a permanent manner, so constructed that the free or pin-pointed end can be attached and detached at pleasure. In one arm of the holder I form a loop, A, which extends toward the opposite arm, so that when the pin-pointed end is engaged with the safety device B the loop A will extend up to and, if deemed best, a little past the opposite arm. The loop A can be formed on either arm of the holder.

To use this necktie-holder, the free or pin-pointed end is inserted at any point desired in

the necktie, and then it is engaged with the safety device. The loop A is on the surface of the necktie, and extending upwardly, as shown in Figs. 1 and 4. The necktie is then placed in position around the neck of the person, when the loop A comes on the inside of the collar, and the necktie-holder comes on the outside of the collar. Thus the necktie is prevented from sliding upward. (See Fig. 5.)

These holders can be placed at any point desired on the necktie, and one or more of them can be used.

It will be observed that this device is very simple, cheap, and effective, and does not in the least interfere with the placing or removing the necktie.

I am aware that necktie-holders have been made with a loop in one arm of the holder.

I do not claim, broadly, a necktie-holder provided with a loop. My device is made in a manner distinctly pointed out.

I claim—

A necktie-fastener composed of two members, one member being a spring-pin, the other member provided with a pin-shield at the end and an upwardly-extending loop at its middle portion, constructed as described.

LEONARD R. GOODWIN.

Witnesses:

CALEB GOODWIN,  
HENRY F. VALLETTE.