

(No Model.)

H. LOESER.

DIE FOR CUTTING LEATHER.

No. 346,929.

Patented Aug. 10, 1886.

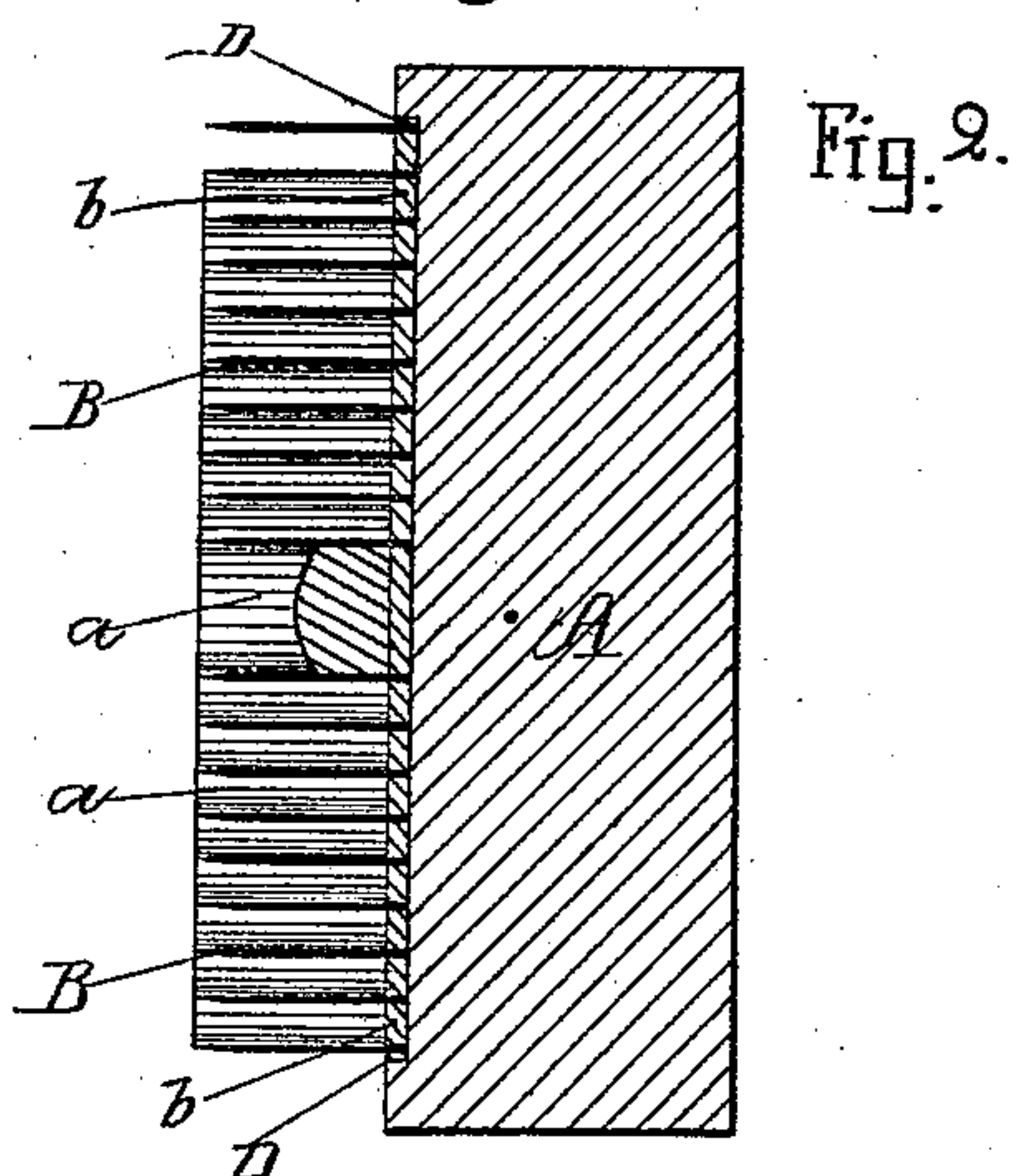
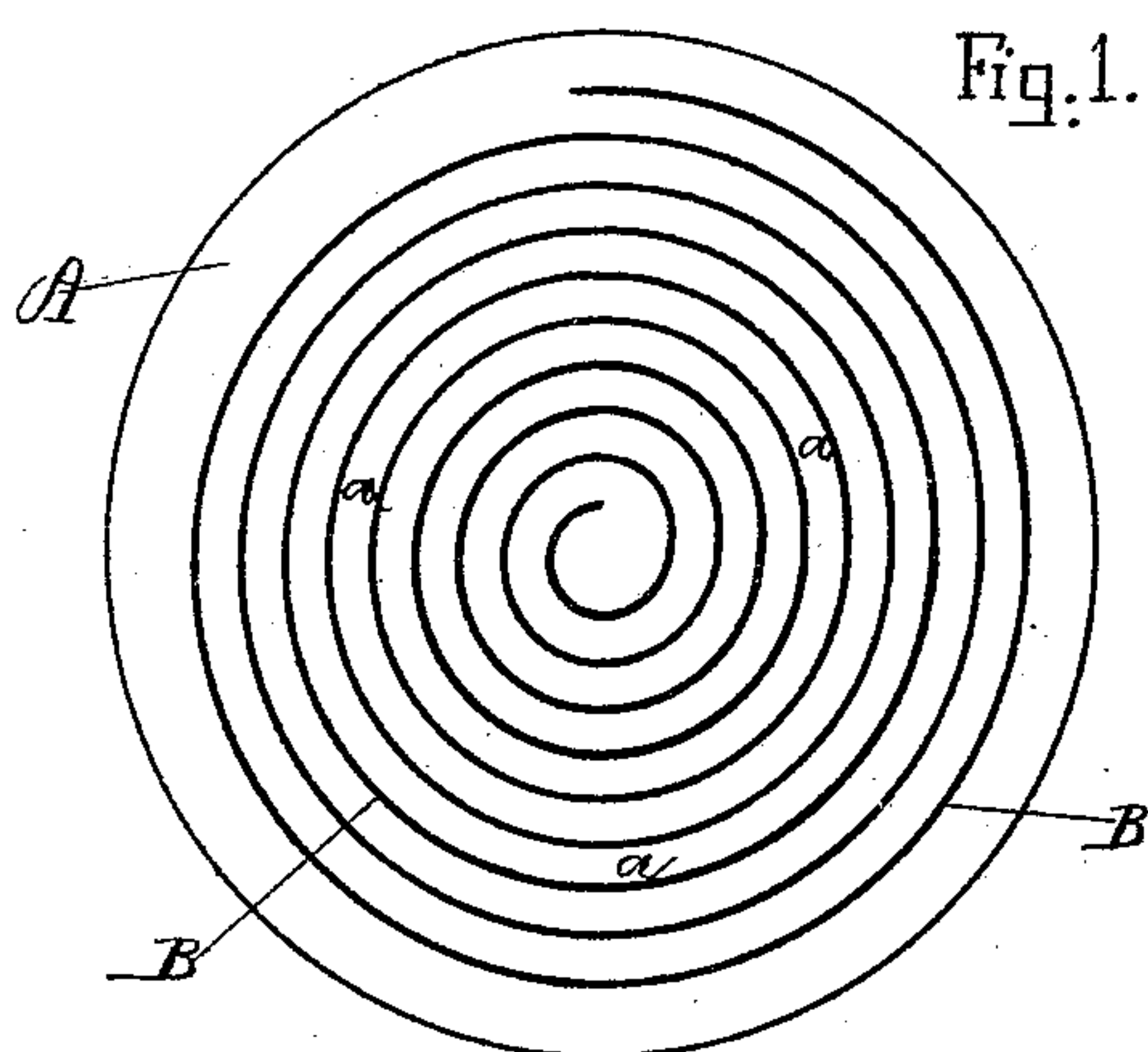
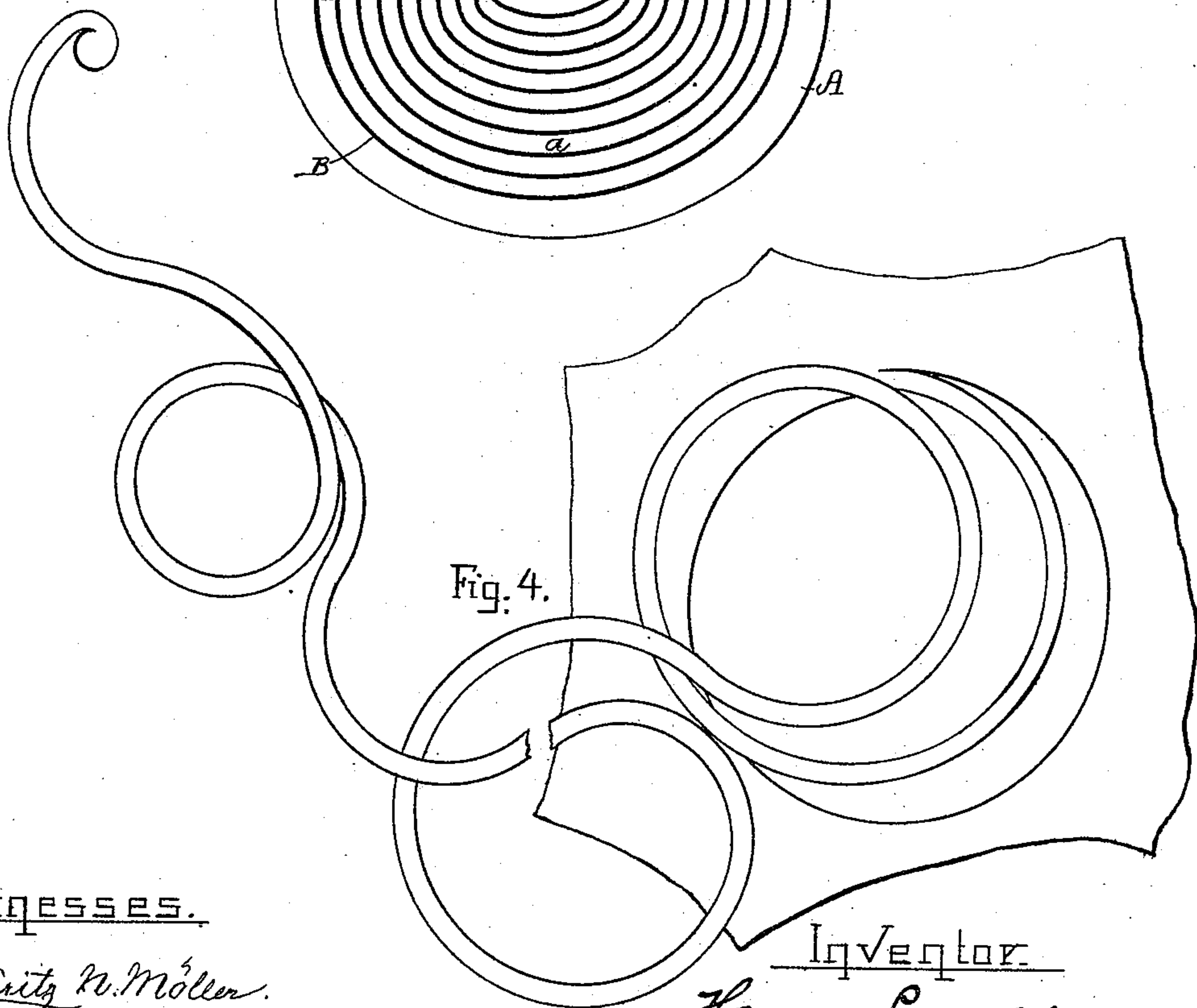
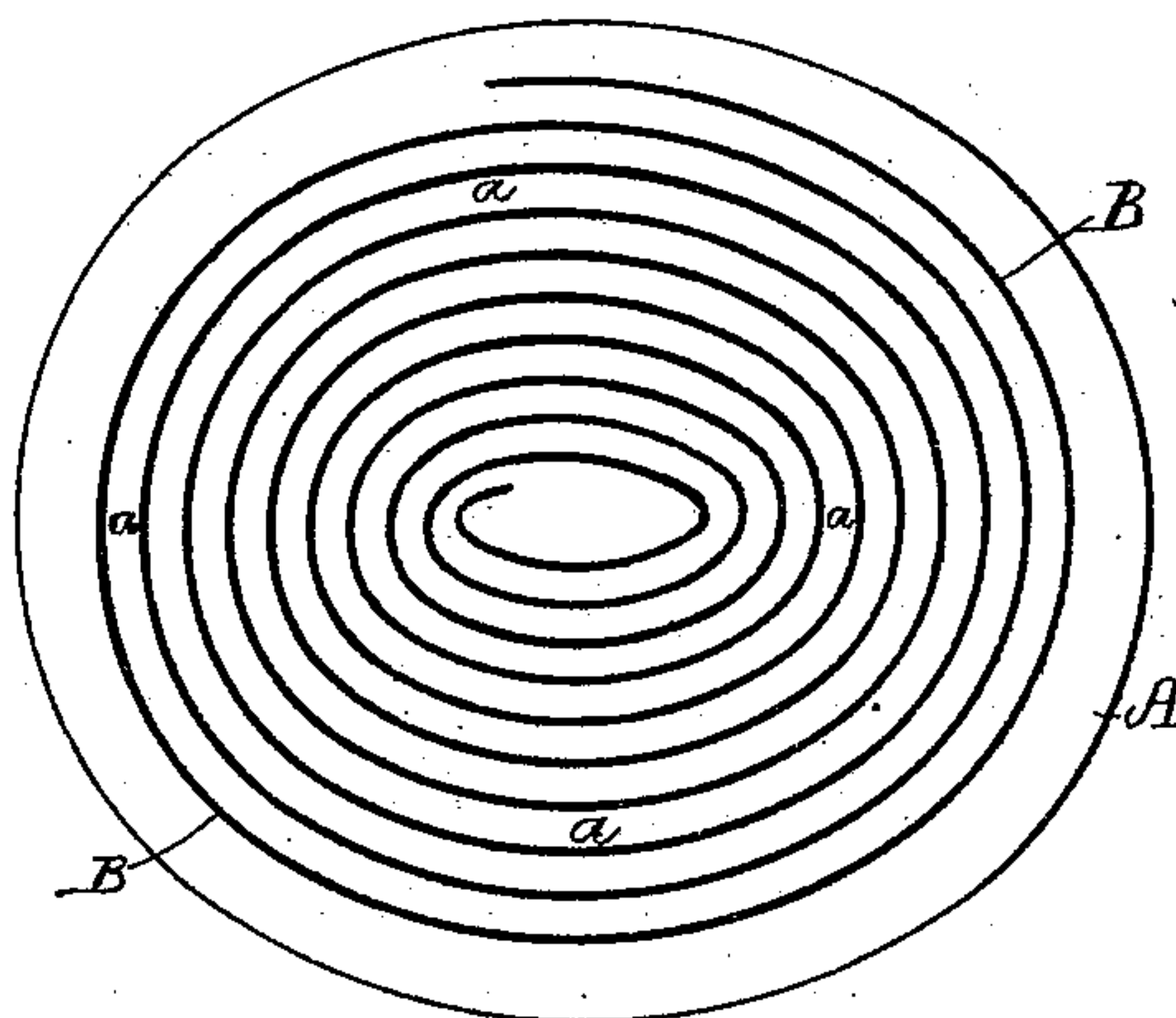


Fig. 3.



Witnesses.

*Lauritz N. Möller.*  
*Carl N. Möller.*

Inventor.

*Henry Loeser*  
*by Wm. A. MacLeod*  
*his atty.*

# UNITED STATES PATENT OFFICE.

HENRY LOESER, OF BOSTON, MASSACHUSETTS.

## DIE FOR CUTTING LEATHER.

SPECIFICATION forming part of Letters Patent No. 346,929, dated August 10, 1886.

Application filed March 20, 1886. Serial No. 195,932. (No model.)

*To all whom it may concern:*

Be it known that I, HENRY LOESER, of Boston, county of Suffolk, State of Massachusetts, have invented certain new and useful Improvements in Dies for Cutting Leather and other Materials, of which the following is a specification, taken in connection with the drawings accompanying and forming a part hereof, in which—

10 Figure 1 is a plan view showing the shape of the die-knife. Fig. 2 is a section of the device shown in Fig. 1. Fig. 3 is a plan view of a modified form of die. Fig. 4 shows a piece of leather with the strip cut therefrom.

15 My invention relates to a die, constructed as hereinafter described and claimed, for cutting shoe-strings or analogous narrow strips from a piece of leather or similar material, instead of cutting such strips by spinning the  
20 piece of material against a knife, as is a common practice.

In the drawings, A denotes a block, one face of which is cut out to form a single recess, D. B is a helical knife having uniform spaces *a*  
25 between its convolutions, said knife being secured in the recessed face of the block A by

a metallic packing material, *b*, as lead, which may be run, while in a molten state, into the spaces *a*, the knife being meanwhile properly spread in any suitable manner, as by inserting small blocks of wood of a uniform thickness between the convolutions of the knife. 30

With the completed die, formed in the manner described, it is obvious that shoe-strings or other narrow strips may be rapidly cut, 35 either by placing the die on the material and striking the die, or by putting the die on a press and forcing the material against it.

The die may be of a circular form, as represented in Fig. 1, or it may be oval, as in 40 Fig. 3.

I claim as my invention—

A cutting-die consisting of a block having in its face a single recess and a helical knife secured in said recess by a metallic packing 45 material, as lead, filling the spaces between the convolutions of said knife in the said recess of the block, substantially as set forth.

HENRY LOESER.

Witnesses:

WM. A. MACLEOD,  
ROBERT WALLACE.